



## UP THE CREEK

June 30, 2018

### *Shortages and Backflow*

As June comes to a close, it is apparent that we are having some serious drought issues. In case you missed it, we sent out a postcard with increased overage rates a few weeks ago. We are temporarily increasing the overage rates until the water situation improves. These rates began with the last meter reading, which was in June. The increased rates are listed below.

Up to 7,500 gal/month	\$45.00
7,500-13,000 gal/month	— \$2.00/1000 gal
13,001-20,000 gal/month	— \$3.00/1000 gal
20,001-30,000 gal/month	— \$6.00/1000 gal
30,001-40,000 gal/month	— \$12.00/1000 gal
40,001-50,000 gal/month	— \$24.00/1000 gal
Over 50,000 gal/month	— \$40.00/1000 gal

Please conserve water as much as possible! One of the main things we can do to conserve water is to water early in the morning or late at night. Please avoid watering from mid-morning until early evening. We are hoping that July will bring much needed rain, but we have to act as though there will be no rain until we actually see it.

We want to address the serious issue of backflow that can cause major legal and health problems for our water system and the person causing the problems. Backflow is the term used for the unwanted flow of water in the reverse directions. For our purposes, backflow is contamination that can occur from a meter on our system that does not have the proper backflow preventers installed and contaminated water is sent into the treated water of the main water line. If contaminated water gets into the main system it causes the treated water to become foul and then contaminated water is delivered to other homes on the system. In order to prevent backflow, there are a few things you can do to help prevent backflow into the main water system. The first thing is wells cannot be connected to your house if you have a domestic water system in place. You must have a backflow preventer with ease of access before your house valves. The second issue is outside hydrants; if you are using a hose to water livestock, fill buckets, tanks, etc. you need a vacuum breaker on the hydrant. A backflow preventer is about \$100 and a vacuum breaker is less than \$5.00. These are simple things that we can do to keep our water safe and avoid legal issues for all involved. If you have any questions or concerns, please contact Dayton at 970-856-7199.

Amongst, all the other things going on last month, we were able to begin and finish replacing the galvanized water line on 2550 Rd. It was replaced from Cactus Park Road to the first curve in 2550 Road.

Happy Fourth of July!

# JUST THE FACTS

June 30, 2018

## UPPER SURFACE CREEK DOMESTIC WATER USERS ASSOCIATION

P.O. Box 70

Cedaredge, CO 81413

Tel: (970) 856-7199

Fax: (970) 856-7189

Location: 17257 Meadow Dr.

Website: [www.uscdwua.com](http://www.uscdwua.com)

Office Hours: Monday – Thursday 8:00 a.m.-5:00 p.m.

Friday 8:00 a.m. – 3:00 p.m.

### TO REQUEST E-BILLING:

[billing@uscdwua.com](mailto:billing@uscdwua.com)

## BOARD MEMBERS

Cedar Mesa

Dennis Grunkemeyer – Vice Pres.

Robert Halley

Redlands Mesa

Debbie Christner – President

Bryan Klaseen

Upper Surface Creek

Brad Stratman

Bill Elkins

Member at Large

Ellis Fritchman

## EMPLOYEES

Dayton Myers – Operations Manager

Amber McPherson – Office Manager,

Sec.-Treasurer

Chuck Moore – Plant Operator

Tim Frey – Water Operator

### Some Typical Water Bills:

gal/month

7,500 – \$45.00

13,000 – \$50.50

20,000 – \$61.00

25,000 – \$71.00

30,000 – \$81.00

40,000 – \$121.00

45,000 – \$161.00

50,000 – \$201.00

55,000 – \$251.00

(Figures will vary due to number of days between readings)











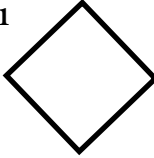


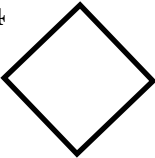








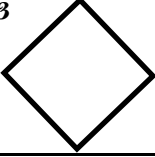


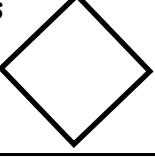


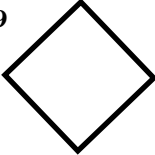

METER READING DATES: Cycle 1: 18-20; Cycle 2: 20-22; Cycle 3: 22-24; Cycle 4: 24-26; Cycle 5: 26-28.

### Water Rates as of June 20, 2018

Up to 7,500 gal/month	(245 gal/day)	\$45.00
7,501-13,000 gal/month	(246-427 gal/day)	\$2.00/1000 gal
13,001 – 20,000 gal/month	(427-655 gal/day)	\$3.00/1000 gal
20,001 – 30,000 gal/month	(656-983 gal/day)	\$6.00/1000 gal
30,001 – 40,000 gal/month	(984-1311 gal/day)	\$12.00/1000 gal
40,001 – 50,000 gal/month	(1312-1639 gal/day)	\$24.00/1000 gal
over 50,000 gal/month	(over 1640 gal/day)	\$40.00/1000 gal

Please restrict outside watering to the days marked with your symbol, which is found on your monthly bill.

## July 2018

Sunday	Monday	Tuesday	Wednesday	Thursday	Friday	Saturday
1 	2 	3 	4 	5 	6 	7 
8 	9 	10 	11 	12 	13 	14 
15 	16 	17 	18 	19 	20 	21 
22 	23 	24 	25 	26 	27 	28 
29 	30 	31 