



UP THE CREEK

July 31, 2018

Leaks, Shortages, Leaks, Shut-offs, Leaks!

It has been an interesting July, to say the least. July started off with a major leak on Redlands Mesa on July 4th. It had everything that makes a great 4th of July Celebration; water and excitement. However, it was not the kind of celebration that anyone on Redlands Mesa wanted. We want to stress that if you notice that you are out of water or something unusual, please call our Emergency after hours number. We would rather find out at 2:00 a.m. that a tank is losing significant water than to find out at 7:00 a.m. that a tank is drained out. Thanks to Dayton, Tim, and Chuck the leak was repaired in short order; however, because the leak happened on the 4th of July when the demand on the system was at it's highest, the system on Redlands was drained down to nothing. This caused an air lock in which it took a day or so to figure out how to break; which according to Dan was something he had never seen in 40 years.

July went on in the same fashion with at least one leak a week that needed addressing ASAP; especially with the lack of water. Thanks to the guys for the great job of working in 90+ degree weather for most of July.

In addition to all these leaks etc., we implemented the new water overage rates; which is causing concern with many customers but the reality is that we need to conserve water as much as possible. Thank you for all of your efforts to conserve water; in June we used 2,000,000 gallons less than we did in June of 2017!

We want to stress the importance of keeping your contact information up to date with us. We had no way of contacting about half of the people on Redlands Mesa on the 4th of July because we do not have a valid phone number and/or email. There seemed to have been quite a few complaints about no water but no way to contact everyone. Please update your phone number and email with us if it's changed in the last few years.

Due to the situation of the 4th of July, we opened a Facebook page so that we can keep people notified about events on a regular basis. We understand that everyone isn't on Facebook; however, it is something that we can easily post on and you can get notifications from us. There is no perfect solution for any given situation but without spending thousands and thousands of dollars every year on a system we might or might not need this is our second best option.

If your bill is in arrears, payment needs to be received by August 13, 2018. If payment is not received or you have not made arrangements with us; you may be receiving a shut off notice on August 14, 2018. We don't want to shut your water off; however, bills need to be paid in a timely matter.

Thank you to everyone that makes their payments on time every month. We truly appreciate the on time payments; it makes everyone's job simpler.

JUST THE FACTS

July 31, 2018

UPPER SURFACE CREEK DOMESTIC WATER USERS ASSOCIATION

P.O. Box 70

Cedaredge, CO 81413

Tel: (970) 856-7199

Fax: (970) 856-7189

Location: 17257 Meadow Dr.

Website: www.uscdwua.com

Office Hours: Monday—Thursday 8:00 a.m.-5:00 p.m.

Friday 8:00 a.m.—3:00 p.m.

TO REQUEST E-BILLING:

billing@uscdwua.com

BOARD MEMBERS

Cedar Mesa

Dennis Grunkemeyer— Vice Pres.

Robert Halley

Redlands Mesa

Debbie Christner—President

Bryan Klaseen

Upper Surface Creek

Brad Stratman

Bill Elkins

Member at Large

Ellis Fritchman

EMPLOYEES

Dayton Myers—Operations Manager

Amber McPherson—Office Manager,

Sec.-Treasurer

Chuck Moore—Plant Operator

Tim Frey—Water Operator

Some Typical Water Bills:

gal/month

7,500 —\$45.00

13,000—\$56.00

20,000—\$77.00

25,000—\$107.00

30,000—\$167.00

40,000—\$287.00

45,000—\$407.00

50,000—\$647.00

55,000—\$847.00

(Figures will vary due to number of days between readings)










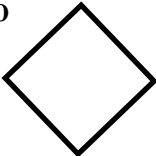





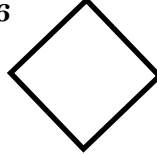


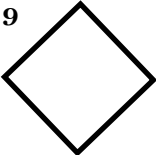


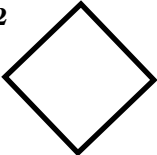


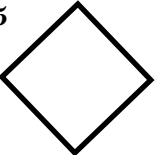


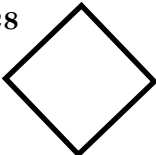


METER READING DATES: Cycle 1: 18-20; Cycle 2: 20-22; Cycle 3: 22-24; Cycle 4: 24-26; Cycle 5: 26-28.

Water Rates as of June 20, 2018

Up to 7,500 gal/month	(245 gal/day)	\$45.00
7,501-13,000 gal/month	(246-427 gal/day)	\$2.00/1000 gal
13,001—20,000 gal/month	(427-655 gal/day)	\$3.00/1000 gal
20,001—30,000 gal/month	(656-983 gal/day)	\$6.00/1000 gal
30,001—40,000 gal/month	(984-1311 gal/day)	\$12.00/1000 gal
40,001—50,000 gal/month	(1312-1639 gal/day)	\$24.00/1000 gal
over 50,000 gal/month	(over 1640 gal/day)	\$40.00/1000 gal

Please restrict outside watering to the days marked with your symbol, which is found on your monthly bill.

August 2018

Sunday	Monday	Tuesday	Wednesday	Thursday	Friday	Saturday
			1 	2 	3 	4 
5 	6 	7 	8 	9 	10 	11 
12 	13 	14 	15 	16 	17 	18 
19 	20 	21 	22 	23 	24 	25 
26 	27 	28 	29 	30 	31 