



AZ-THDC

FLEXIBLE COPPER DUCT AVERAGE HIGH LIMIT THERMOSTAT

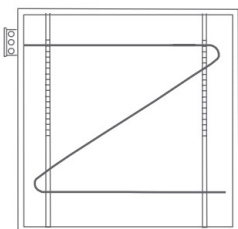
DESCRIPTION

The multi point duct average high limit thermostat incorporates several precision thermistor temperature sensors and provides a Form C relay output (NO/NC) with an adjustable setpoint. The sensor is encapsulated in a 7.94 mm (0.3125") OD, soft copper probe and is available in various lengths (see ordering chart). All probes provide excellent heat transfer, fast response and resistance to moisture penetration. A Polycarbonate enclosure with a hinged and gasketed cover is provided for ease of installation.

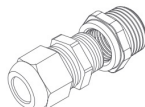
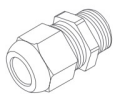
TYPICAL INSTALLATION

For complete installation and wiring details, please refer to the product installation instructions.

The duct average probes are installed through a hole in the side of the duct to monitor an average temperature within the duct. Select a probe length that allows for criss-crossing the duct multiple times. Install the probes in a straight section of duct at a suitable distance downstream from any heating, cooling or humidification devices. The enclosure provides mounting tabs for ease of installation.




ACCESSORIES – INCLUDED WITH F ENCLOSURE OPTION



CABLE GLAND FITTING

THREAD ADAPTER 1/2" NPT TO M16



SPECIFICATIONS

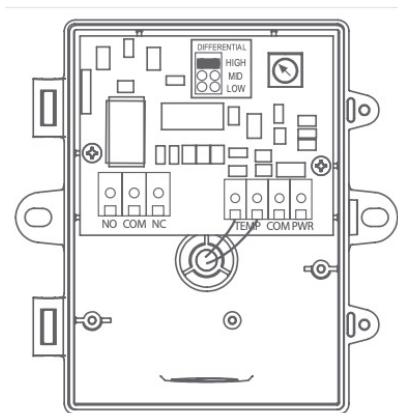
POWER SUPPLY	12 to 28 Vac/dc
SENSOR ACCURACY	±0.2°C, 0 to 70°C (±0.36°F, 32 to 158°F)
PROBE SENSING RANGE	-20 to 60°C (-4 to 140°F)
PROBE MATERIAL	Soft Copper
PROBE DIAMETER	7.94 mm (0.3125")
STANDARD LENGTHS	1800mm, 3600mm, 6100mm, 7300mm (6', 12', 20', 24')
WIRE MATERIAL	FT-6 plenum rated cable
CONSUMPTION	50 mA max
RELAY CONTACTS	SPDT, Form C contacts (N.O. and N.C.) 5 Amps @ 30 Vdc/250 Vac resistive 1.5 Amps @ 30 Vdc/250 vac inductive
RELAY ACTION	Activates on temperature rise
SETPOINT OPERATION	Single-turn knob-pot on PCB
ADJUSTABLE SETPOINT	38 to 60°C (100 to 140°F)
TEMPERATURE DIFFERENTIAL	Low: 1.1°C (2°F) Mid: 2.8°C (5°F) High: 5.6°C (10°F) Jumper selectable
TEMPERATURE SENSOR	10,000Ω curve matched precision thermistor
SENSOR ACCURACY	±0.2°C, 0 to 70°C (±0.36°F, 32 to 158°F)
OPERATING CONDITIONS	-10 to 50°C (14 to 122°F), 5 to 95 %RH, non-condensing
STORAGE CONDITIONS	-30 to 70°C (-22 to 158°F), 5 to 95 %RH, non-condensing
WIRING CONNECTIONS	Screw terminal block (14 to 22 AWG)
ENCLOSURE	B: Grey polycarbonate UL94-V0, IP65 (NEMA 4X) F: Same as B with thread adapter (1/2" NPT to M16) and cable gland fitting
COUNTRY OF ORIGIN	Canada



AZ-THDC

FLEXIBLE COPPER DUCT AVERAGE HIGH LIMIT THERMOSTAT

WIRING INFORMATION



TERMINAL	FUNCTION
PWR	POWER SUPPLY
COM	POWER SUPPLY COMMON
TEMP (2)	TEMPERATURE SENSOR INPUT
NO	RELAY OUTPUT – NORMALLY OPEN CONTACT
COM	RELAY COMMON
NC	RELAY OUTPUT – NORMALLY CLOSED CONTACT

ORDERING			PART NUMBER
PRODUCT	THDC	Flexible Copper Duct Average High Limit Thermostat	THDC
ENCLOSURE	B F	Polycarbonate, with hinged and gasketed cover Same as B, with thread adapter (1/2" NPT to M16) and cable gland fitting	
SENSOR	24	10,000Ω, Type 2, NTC Thermistor, $\pm 0.2^{\circ}\text{C}$	
PROBE LENGTH	I J K L	1800mm (6') 3600mm (12') 6100mm (20') 7300mm (24')	
ADJUSTABLE SETPOINT RANGE	02	38 to 60°C (100 to 140°F)	

ALL RIGHTS RESERVED TO D-VAC SALES INC.
200B VERDI STREET, FARMINGDALE NY 11735
SALES@DVACHVAC.COM
516-256-3131



HVAC Manufacturer's Representative