



PERLES - professional power tools

Atech d.o.o. | Bač pri materiji 30 | SI - 6242 Materija | Slovenia

T: +386 8 2008 800 | F: +386 8 2008 801 | E: info@perles.com | www.perles.com | www.atech.si



Atech elektronika d.o.o.


Bac pri Materiji 30

6242 MATERIJA

SLOVENIA

VAT No.: SI 22395067

Perles Pricelist 2018



Percussion drills

Items	Power	Technical data	Order code	units/pallet	Price (MSRP)
SRE 4-713	650W	Rated power 650 W, electronic switch, L/R, no load speed 0 - 2.400 min ⁻¹ , drilling capacities in steel Ø 10 mm, in concrete Ø 15 mm, in wood Ø 30 mm, Weight 1,6 kg	010005076	144	42,71
PSB 9-713S	750W	Rated power 750 W, electronic switch, L/R, no load speed: 1st gear 0-1.200 min ⁻¹ , 2nd gear 0-3.200 min ⁻¹ , keyless chuck Ø 13 mm, drilling capacity: in steel Ø 13 mm, in concrete Ø 20 mm, in wood Ø 40 mm, weight 2,7 kg	010004874	48	125,00
PSB 9-713	750W	Rated power 750 W, electronic switch, L/R, no load speed: 1st gear 0-1.200 min ⁻¹ , 2nd gear 0-3.200 min ⁻¹ , chuck with key Ø 13 mm, drilling capacity: in steel Ø 13 mm, in concrete Ø 20 mm, in wood Ø 40 mm, weight 2,7 kg	010004917	48	116,00
PSB 9-1013S	1050W	Rated power 1.050 W, electronic switch, L/R, no load speed: 1st gear 0-1.500 min ⁻¹ , 2nd gear 0-3.500 min ⁻¹ , safety clutch, keyless chuck Ø 13 mm, drilling capacity: in steel Ø 16 mm, in concrete Ø 20 mm, in wood Ø 40 mm, weight 2,8 kg	010004931	48	150,00
PSB 9-1013	1050W	Rated power 1.050 W, electronic switch, L/R, no load speed: 1st gear 0-1.500 min ⁻¹ , 2nd gear 0-3.500 min ⁻¹ , safety clutch, chuck with key Ø 13 mm, drilling capacity: in steel Ø 16 mm, in concrete Ø 20 mm, in wood Ø 40 mm, weight 2,8 kg	010004916	48	145,00
PSB 9-1213S	1200W	Rated power 1.200 W, electronic switch, L/R, no load speed: 1st gear 0-1.600 min ⁻¹ , 2nd gear 0-3.700 min ⁻¹ , safety clutch, chuck with key Ø 13 mm, drilling capacity: in steel Ø 16 mm, in concrete Ø 20 mm, in wood Ø 45 mm, weight 3,0 kg	010004875	48	199,00
PSB 9-1213	1200W	Rated power 1.200 W, electronic switch, L/R, no. load speed: 1st gear 0-1.600 min ⁻¹ , 2nd gear 0-3.700 min ⁻¹ , safety clutch, keyless chuck Ø 13 mm, drilling capacity: in steel Ø 16 mm, in concrete Ø 20 mm, in wood Ø 45 mm, weight 2,9 kg	010004921	48	179,00
PSB 9-1213 SS	1200W	Rated power 1.200 W, electronic switch, L/R, no. load speed: 1st gear 0-1.600 min ⁻¹ , 2nd gear 0-3.700 min ⁻¹ , safety clutch, keyless chuck Ø 13 mm, drilling capacity: in steel Ø 16 mm, in concrete Ø 20 mm, in wood Ø 45 mm, self-locking head, weight 2,9 kg	010004938	48	215,00

PSB 9-1216		1200W	Rated power 1.200 W, electronic switch, L/R, no load speed: 1st gear 0-1.600 min ⁻¹ , 2nd gear 0-3.700 min ⁻¹ , safety clutch, chuck with key Ø 16 mm, drilling capacity: in steel Ø 16 mm, in concrete Ø 20 mm, in wood Ø 45 mm, weight 3,0 kg	010004939	48	199,00
PSB 9D-1213S		1200W	Rated power 1.200 W, electronic switch, L/R, no load speed: 1st gear 0-1.100 min ⁻¹ , 2nd gear 0-2.200 min ⁻¹ , safety clutch, chuck with key Ø 13 mm, drilling capacity: in steel Ø 16 mm, in concrete 35 mm wood Ø 50 mm, weight 3,2 kg	010004974	32	225,00
PSB 9D-1213		1200W	Rated power 1.200 W, electronic switch, L/R, no load speed: 1st gear 0-1.100 min ⁻¹ , 2nd gear 0-2.200 min ⁻¹ , safety clutch, chuck with key Ø 13 mm, drilling capacity: in steel Ø 16 mm, in concrete 35 mm wood Ø 50 mm, weight 3,3 kg	010004876	32	215,00

Precision drill

B9-710		750W	Rated power 750 W, electronic switch, L/R, no load speed: 1st gear 0-3.200 min ⁻¹ , no safety clutch, chuck with key Ø 13 mm, drilling capacity: in steel Ø 10 mm, in wood Ø 25 mm, weight 1,6 kg	010005045	/	149,00
PB 9-1013		1050W	Rated power 1.050 W, electronic switch, L/R, no load speed: 1st gear 0-1.150 min ⁻¹ , 2nd gear 0-3.500 min ⁻¹ , safety clutch, chuck with key Ø 13 mm, drilling capacity: in steel Ø 16 mm, in wood Ø 40 mm, weight 2,9 kg	010005153	48	145,00
PB 9D-1216		1200W	Rated power 1.200 W, electronic switch, L/R, no load speed: 1st gear 0-1.100 min ⁻¹ , 2nd gear 0-2.200 min ⁻¹ , safety clutch, chuck with key Ø 16 mm, drilling capacity: in steel Ø 16 mm, in wood Ø 50 mm, weight 3,5 kg	010004877	32	225,00

High-torque drill

PB9-713HTS, available in Q4/2017		750W	Rated power 750 W, electronic switch, L/R, no load speed : 1st gear 0- 475 min ⁻¹ , 2nd gear 0- 1.000 min ⁻¹ , torque 1st gear 95 Nm, torque 2nd gear 45 Nm, keyless chuck Ø 13 mm, weight 2,8 kg.	010005058	32	287,00
----------------------------------	--	------	--	-----------	----	--------

Wet diamond drill

B9W-7		750W	Rated power 750 W, electronic switch, L/R, no load speed 0-8.000 min ⁻¹ , spindle connection R ½", optimal drilling capacity Ø 25 mm, PRCD-safety switch for FI protection, weight 2,5 kg; available with adapter ½" UNF/R ½" and drilling support	010005100	48	384,00
-------	--	------	---	-----------	----	--------

Dry diamond drill

B9D-12		1200W	Rated power 1.200 W, electronic switch, L/R, no load speed: 1st gear 0-1.100 min ⁻¹ , 2nd gear 0-2.300 min ⁻¹ , spindle connection ½" x 20 UNF, optimal drilling capacity Ø 82 mm, with core drill Ø 68 mm and Ø 82 mm, weight 3,4 kg, overload clutch, plastic case	010005099	32	359,00
B9D-15, without core drills		1510W	Rated power 1.510 W, electronic, no load speed: 1st gear 0-1.050 min ⁻¹ , 2nd gear 0-2.000 min ⁻¹ , spindle connection ½" x 20 UNF, adapter 1/2"/M16x260, optimal drilling capacity Ø 82 mm, weight 3,5 kg, overload clutch, plastic Perles case	100051xx	32	395,00
B9D-15, with core drill Ø 68		1510W	Rated power 1.510 W, electronic, no load speed: 1st gear 0-1.050 min ⁻¹ , 2nd gear 0-2.000 min ⁻¹ , spindle connection ½" x 20 UNF, adapter 1/2"/M16x260, optimal drilling capacity Ø 82 mm, with core drill Ø 68 mm, weight 3,5 kg, overload clutch, plastic Perles case	100051xx	32	412,00
B9D-15, with core drill Ø 82		1510W	Rated power 1.510 W, electronic, no load speed: 1st gear 0-1.050 min ⁻¹ , 2nd gear 0-2.000 min ⁻¹ , spindle connection ½" x 20 UNF, adapter 1/2"/M16x260, optimal drilling capacity Ø 82 mm, with core drill Ø 82 mm, weight 3,5 kg, overload clutch, plastic Perles case	100051xx	32	415,00

Tile core drill

FB3140RE, delivery date Q4/2017		1400W	Rated power 1.400 W, no. load speed 2.500-8.000 min ⁻¹ , variable speed (RE), spindle M14, drilling capacity up to 82 mm, guiding system, weight 2,8 kg	010005132	/	524,30
---------------------------------	--	-------	--	-----------	---	--------

Industrial drills

MB 832 set		1150W	Magnetic stand: power 110 W, max. lift 150 mm, retaining force 18.500 N, dimensions 175 x 85 mm; Drill: Rated power 1150 W, no load speed 1st gear 180 min ⁻¹ , 2nd gear 310 min ⁻¹ , safety clutch, drilling capacity in steel to Ø 32 mm, morse taper size MK 3, weight 4.6 kg, standard equipment: adapter MK 3/Weldon 19 mm, drill chuck with key Ø 13 mm, adapter Weldon 19/½" x 20 NF, coolant set, safety chain	010095136	10	1259,00
PB1223		1150W	Rated power 1150 W, no load speed 1st gear 260 min ⁻¹ , 2nd gear 480 min ⁻¹ , safety clutch, drilling capacity: in steel to Ø 23 mm, in wood to Ø 50 mm, morse taper size MK 2, weight 4.6 kg, drill chuck with key Ø 13 mm	010004980	49	309,00
PB1232		1150W	Rated power 1150 W, no load speed 1st gear 180 min ⁻¹ , 2nd gear 310 min ⁻¹ , safety clutch, drilling capacity in steel to Ø 32 mm, morse taper size MK 3, weight 4.6 kg, drill chuck with key Ø 13 mm	010004981	49	319,00

Angle grinders Ø 115 mm / Ø 125 mm

HSW 1125 (KB69)		850W	Rated power 850 W, no load speed 11.000 min ⁻¹ , for disc size Ø 125 mm, adjustable protective shield, AVS-antivibration side handle, spindle M 14, spindle lock, weight 2,1 kg	010023321	108	69,99
HSW 3115		1010W	Rated power 1.010 W, no load speed 12.000 min ⁻¹ , for disc size Ø 115 mm, adjustable protective shield, AVS-antivibration side handle, spindle M 14, spindle lock, weight 2,4 kg	010023310	108	98,00
HSW 3125		1010W	Rated power 1.010 W, no load speed 12.000 min ⁻¹ , for disc size Ø 125 mm, adjustable protective shield, AVS-antivibration side handle, spindle M 14, spindle lock, weight 2,4 kg	010023311	108	103,00
HSW 3125CE		1250W	Rated power 1.250 W, no load speed 12.000 min ⁻¹ , for disc size Ø 125 mm, constant electronic (CE), adjustable protective shield, AVS-antivibration side handle, spindle M 14, spindle lock, weight 2,5 kg	010023312	108	115,00

HSW 3125CET		1400W	Rated power 1.400 W, no load speed 12.000 min ⁻¹ , for disc size Ø 125 mm, tacho constant electronic (CET), adjustable protective shield, AVS-antivibration side handle, spindle M 14, spindle lock, weight 2,5 kg	010023374	108	160,00
HSW 3125RE		1250W	Rated power 1.250 W, no load speed 2.500-12.000 min ⁻¹ , variable speed (RE), for disc size Ø 125 mm, adjustable protective shield, AVS-antivibration side handle, spindle M 14, spindle lock, weight 2,5 kg	010023313	108	135,00

Angle grinders Ø 230 mm

HSW 6206K		1800W	Rated power 1.800 W, no load speed 6.500 min ⁻¹ , for disc size Ø 230 mm, adjustable protective shield, AVS-antivibration side handle, spindle M 14, spindle lock, weight 5,2 kg	010023090	48	99,00
HSW 6236EK		2300W	Rated power 2.300 W, no load speed 6.500 min ⁻¹ , for disc size Ø 230 mm, adjustable protective shield, soft start (E), AVS-antivibration side handle, spindle M 14, spindle lock, weight 5,2 kg	010023182	48	155,00
HSW 6256EK		2500W	Rated power 2.500 W, no load speed 6.500 min ⁻¹ , for disc size Ø 230 mm, adjustable protective shield, soft start (E), AVS-antivibration side handle, spindle M 14, spindle lock, weight 5,2 kg	010023184	48	199,00
HSW 6276CEK		2700W	Rated power 2.700 W, no load speed 6.500 min ⁻¹ , for disc size Ø 230 mm, adjustable protective shield, soft start (E), AVS-antivibration side handle, spindle M 14, spindle lock, weight 5,2 kg	010023186	48	239,00

Circular saw

KS 51		1200W	Rated power 1.200 W, no load speed 5.000 min ⁻¹ , cutting depth: at 90° to 51 mm, at 45° to 34 mm, bevel cut 90°-45°, saw blade size Ø 153 mm, weight 3,4 kg	010060794	44	121,20
KS 55		1300W	Rated power 1.300 W, no load speed 5.000 min ⁻¹ , cutting depth: at 90° to 55 mm, at 45° to 38 mm, bevel cut 90°-45°, saw blade size Ø 160 mm, weight 3,4 kg	010060751	44	129,20

Wall chaser

WSF 2360		2300W	Rated power 2.300 W, cutting depth and width can be adjusted linearly, , electronics, No load speed 6.500min ⁻¹ , disc size 180 mm, cutting depth 3-60 mm, cutting width 15-44 mm, weight 7,6 kg, 2 UN-T diamant cutting discs, key, inbus key, case	010085380	8	749,00
----------	--	-------	---	-----------	---	--------

Concrete grinders (metal case +2 discs)

DBS 125		1400W	Rated power 1.400 W, no load speed 8.000 min ⁻¹ , disc size Ø 125 mm, tacho constant electronic (CET), movable guard, adjustable front handle (30°), spindle M 14, spindle lock, weight 2,8 kg	010023351	50	499,00
DBS 180		2700W	Rated power 2.700 W, no load speed 6.500 min ⁻¹ , disc size Ø 180 mm, constant electronic (CE), movable guard, rotating main handle, spindle M 14, spindle lock, weight 6,2 kg	010023383	20	599,00

Angle polishers

UP 3142RE		1400W	Rated power 1.400 W, no load speed 650-2.200 min ⁻¹ , tacho variable speed (RET), disc size Ø 150 mm, weight 2,2 kg	010023218	108	249,00
UP 4162REK		1600W	Rated power 1.600 W, no. load speed 900-3.000 min ⁻¹ , variable speed (RE), disc size Ø 180 mm, weight 3,5 kg	010023104	48	299,00

die grinders

HSG 18RE		800W	Rated power 800 W, no load speed 9.000-30.000 min ⁻¹ , variable speed (RE), collet chuck Ø 6 mm, max. tool diameter: Ø 25 mm ceramic binder, Ø 50 mm bakelite binder, weight 2 kg	010023089	96	219,00
HSG 18		500W	Rated power 800 W, no load speed 27.000 min ⁻¹ , collet chuck Ø 6 mm, max. tool diameter: Ø 25 mm ceramic binder, Ø 50 mm bakelite binder, weight 2 kg	010023105	96	189,00





portable chamfering machines

MF 1225 RE (45)		1250W	Rated power 1.250 W, no. load speed 2.500-12.000 min ⁻¹ , variable speed (RE), bevel depth 0-5 mm/ 45°, milling head Ø 29 mm, side handle, weight 3,0 kg	010085346	/	499,00
MF 1225 RE (30)		1250W	Rated power 1.250 W, no. load speed 2.500-12.000 min ⁻¹ , variable speed (RE), bevel depth 0-5 mm/ 30°, milling head Ø 29 mm, side handle, weight 3,0 kg	010085369	/	499,00
MF 2370 E		2300W	Rated power 2300 W, no. load speed 6.500 min ⁻¹ , soft start (E), bevel depth 0-7 mm/ 45°, milling head Ø 40 mm, side handle, weight 8,4 kg	010085343	/	899,00

Mixers*

MIXER ME 1250E		1250W	Rated power 1.250W, no load speed 1st gear 0-170 min ⁻¹ , 2nd gear 0-340, max. mixing volume 90 l, with EU paddle, weight 4,6 kg	010009362	48	289,00
MIXER MG110		1020W	Rated power 1,000 W, No load speed 0-900 /min, Under load speed 700/ Max. mixing volume up to 30 l, Mixer retention M14 Electronic switch, With paddle WP120, Weight 3 kg	010009431	16	163,00
MIXER MG120		1200W	Rated power 1,200 W, No load speed 0-590 /min, Under load speed 590/min Max. mixing volume up to 65 l, Mixer retention M14 Electronic switch, With paddle WP140, Weight 3,4 kg	010009445	16	180,00
MIXER MG122		1200W	Rated power 1,200 W, no load speed 1st gear 0-520 min ⁻¹ , 2nd gear 0-720, Under load speed 520/min in 1st gear, Under load speed 720/min in 2nd gear Max. mixing volume up to 65 l, Mixer retention M14; Electronic switch, With paddle WP140, Weight 4,3 kg	010009432	16	289,00
MIXER MG162		1600W	Rated power 1,600 W, no load speed 1st gear 0-470 min ⁻¹ , 2nd gear 0-680, Under load speed 470/min in 1st gear, Under load speed 680/min in 2nd gear Max. mixing volume up to 90 l, Mixer retention M14 Electronic switch, With paddle WP160, Weight 4,5 kg	010009433	16	339,00

Routers

OF 9		1010W	Rated power 1.010 W, no load speed 24.000 min ⁻¹ , plunge capacity 0 - 50 mm, pre-setting of three different cutting depths, collet chuck Ø 8 mm, accurate straight guide fence with adjustable guide shoes, lower and upper dust extraction adapters, fine depth adjustment (0.1mm), guide protection, template guide Ø 30mm, weight 2,9 kg	010085340	48	229,00
OF 9E		1300W	Rated power 1.300 W, no load speed 6.000 - 27.000 min ⁻¹ , tacho variable electronic (RET), motor overload protection, plunge capacity 0-50 mm, pre-setting of three different cutting depths, collet chuck Ø 8 mm, accurate straight guide fence with adjustable guide shoes, lower and upper dust extraction adapters, fine depth adjustment (0.1mm), guide protection, template guide Ø 30 mm, weight 2,9 kg	010085341	48	279,00
OF 3-808		850W	Rated power 850 W, no load speed 25.000 min ⁻¹ , cutting depth 0-50 mm, presetting of three different cutting depths, collet chuck Ø 8 mm, accurate straight guide fence with adjustable guide shoes, fine depth adjustment (0.1mm), dust suction attachment (sawdust) can be installed on both sides, template guide Ø 30 mm, weight 2,8 kg	010085381	48	165,00
OF 3-808RE		1010W	Rated power 1.010 W, no load speed 9.000 - 26.000 min ⁻¹ , tacho variable electronic (RET), motor overload protection, plunge capacity 0-50 mm, pre-setting of three different cutting depths, collet chuck Ø 8 mm, accurate straight guide fence with adjustable guide shoes, lower and upper dust extraction adapters, fine depth adjustment (0.1mm), guide protection, template guide Ø 30 mm, weight 2,85 kg	010085382	48	195,00

flexible shaft vibrators

TBR 20		2000W	Voltage 230 V, rated power 2.000 W, no. load speed 12.000 min ⁻¹ , weight 4 kg	010211289	28	349,00
--------	--	-------	---	-----------	----	---------------

pokers for shaft vibrator TBR 20

AMX1-25/4		25mm	Poker diameter Ø 25 mm, lenght 4 m, capacity 8 m ³ /h, vibration force 1.000 N, weight 8,0 kg	010211262	10	299,00
AMX1-34/4		34mm	Poker diameter Ø 34 mm, lenght 4 m, capacity 10 m ³ /h, vibration force 1.500 N, weight 9,5 kg	010211266	10	299,00
AMX1-43/4		43mm	Poker diameter Ø 43 mm, lenght 4 m, capacity 20 m ³ /h, vibration force 3.000 N, weight 10,0 kg	010211270	10	309,00
AMX1-50/4		50mm	Poker diameter Ø 50 mm, lenght 4 m, capacity 30 m ³ /h, vibration force 3.500 N, weight 11,0 kg	010211272	10	309,00

Pictures are symbolic

*MSRP - Manufacturer's Suggested Retail Price

All prices are without VAT

All prices are Ex Works PERLES

In Materija, 21.09.2017