

# Ring Around The Roses



**FORT VANCOUVER ROSE SOCIETY  
VANCOUVER, WASHINGTON**

[www.fortvancouverrosesociety.org](http://www.fortvancouverrosesociety.org)

***Affiliated Member of the American Rose Society***

Est. July 1953

**August/September 2025**

## **LEADERSHIP REMARKS**

What a summer! I want thank all the volunteers who worked so diligently on our many events.

The 2025 Rose Show was fabulous. We faced unknown challenges with the new venue at the Clark County Event Center, but the show co-chairs and committee members worked through them and produced an event of which we were all so proud (*see pages 4-19*).

FVRS participated in a number of community events to share about our society and educate about the rose (*see page 20*). Another plus was the addition of more than ten new members to our group!

All of this activity takes dedicated volunteers. We are always looking for members who want to be involved. Several opportunities are open regarding fall activities ... reach out to a Board member if you are interested.

Congratulations to FVRS members Craig Homnick and Carol Adams for winning big at the Clark County Fair! For the Fair's first show (August 1-5), Craig won Best of Show for Roses with rose "Angelic Veil" (HT, one bloom) and Judges Choice for his rose "Earth Angel" (F, one spray). Carol won the Craft Superintendent's Award.

*--Submitted by Kathy Fry, President*



"Angelic Veil"



"Earth Angel"



Carol Adams' winning craft of jewelry art.





# MARK YOUR CALENDAR

Friday, August 22, 8 a.m. **Workday**

Esther Short Park and Covington House Rose Gardens

Thursday, September 4, 7 p.m. **General Membership Meeting**

Parish Hall at St. Luke's Episcopal Church  
426 E. Fourth Plain Blvd.

**PROGRAM: In-House Rose Show  
and Potluck Dinner (see Pgs. 21-24)**



Friday and Saturday, September 13-14

**Portland Rose Society Fall Rose Show--Washington Square Mall**

Thursday, October 2, 7 p.m. **General Membership Meeting**

Parish Hall at St. Luke's Episcopal Church  
426 E. Fourth Plain Blvd.



## SNACK/REFRESHMENTS SCHEDULE

A - F February and June

G - J March and September

K - R April and October

S - Z May and November



*Workday at Covington House Rose Garden  
on Friday, June 13*



# FORT VANCOUVER ROSE SOCIETY 70<sup>th</sup> Annual Rose Show

--article submitted by Jan DeWeese--

## *200 Years of Roses at the Fort*

Saturday, June 28, 2025

Clark County Event Center at the Fairgrounds  
Ridgefield, Washington



### THE COURTS

#### LARGE COURT



#### MINIATURE COURT



#### MINIFLORA COURT

## HORTICULTURE

### Large, Miniature and Miniflora Courts

Queen of Show: "Marilyn Monroe" by Bruce and Barbara Lind

King of Show: "LeAnn Rimes" by Louis and Sally Rossetto

Princess of Show: "Elina" by Bruce and Barbara Lind

Miniature Queen: "Daddy Frank" by Gary and Cheryl McClain

Miniature King: "Aristides" by James and Nancy Cavanaugh

Miniature Princess: "Glowing Amber" by Louis and Sally Rossetto

Miniflora Queen: "Cooper" by Gary and Cheryl McClain

Miniflora King: "Dr. John Dickman" by Karen and Merrill Allen

Miniflora Princess: "Nancy Jean" by Gary & Cheryl McClain

### Grand Challenge

Bloom Cycle Challenge: "Elina" by Bruce and Barbara Lind

Rainbow Bloom Cycle Challenge: "Sunny Sundays," "Tineke" and "Ring of Fire" by Carl and Carolyn Finch

Esther Short Challenge: "Ring of Fire," "Asso di Cuori," "Sunny Sundays," "Marilyn Monroe"

and "Hot Princess" by Carl and Carolyn Finch

English Rose Box Challenge: "Tineke," "Tineke," "Stiletto," "Sunset Celebration," "Lowri"

and "Marilyn Monroe" by Carl and Carolyn Finch

Rose Portrait Challenge: "Asso di Cuori" by Carl and Carolyn Finch

Rose in a Bowl Challenge: "Savoy Hotel" by Bruce and Barbara Lind

Mini Maxi Rose Portrait Challenge: "Mango Blush" and "Sunny Sundays" by Carl and Carolyn Finch

Floribunda Spray Challenge: "Love Song," "Lime Sublime" and "Sexy Remy" by Louis and Sally Rossetto

Most Fragrant Rose Challenge: "Dee-Lish" by Bruce and Barbara Lind

### Large Exhibition-Type Roses

Three Large Exhibition Blooms: "Tineke" by Carl and Carolyn Finch

One Large Open Bloom: "Mister Lincoln" by Mary Hoover

Hybrid Tea/Grandiflora Spray: "Stephens Big Purple" by Greg and Karen Madsen

### Miniature/Miniflora Challenge

Miniature Bloom Cycle Challenge: "Incognito" by Karen and Merrill Allen

Miniature Rainbow Bloom Cycle Challenge: "The Lighthouse," "Magic Show" and Heather Sproul

by James and Nancy Cavanaugh

Miniature Colorama Challenge: "Heather Sproul," "King's Mountain" and "My Hometown"

by James and Nancy Cavanaugh

Miniature Rose Palette Challenge: "Sweet Tweet," "Magic Show," "Bees Knees," "Ruby Baby"

and "Daddy Frank" by Karen and Merrill Allen



### **Miniature/Miniflora Challenge** (continued)

- Miniature English Rose Box Challenge: "Pat Shanley," "Sweet Revenge"  
and "You're the One" by Greg and Karen Madsen  
Vase of Three Miniature Sprays Challenge: "Alisha," "Incognito" and "Marriotta"  
by Carl and Carolyn Finch  
Miniature Floating Rose Challenge: "Brenna Bosch" by Greg and Karen Madsen  
Miniature Rose Portrait Challenge: "Will-O'-The-Wisp" by Katherine Fry

### **Miniature/Miniflora Exhibition-Type Roses**

- Micro-Miniature Bloom: "Little Meghan" by Kimberly Bown  
Low-Petaled Miniature Bloom: "Grace Seward" by Karen and Merrill Allen  
Three Miniature Exhibition-Type Blooms: "Dancing Flame" by James and Nancy Cavanaugh  
One Miniature Open Bloom: "Merlot" by Karen and Merrill Allen  
One Miniature Spray: "Grace Seward" by Gary and Cheryl McClain  
Three Miniature Sprays: "Marriotta" by Carl and Carolyn Finch

### **Polyanthas, Floribundas and Climbing Rose Sprays**

- Polyantha Sprays: "Kendyl Marie" by Karen and Merrill Allen  
One Floribunda Spray: "Sexy Remy" by Louis and Sally Rossetto  
Three Floribunda Sprays: "Sexy Remy" by Karen and Merrill Allen  
Climber, Pillar and Rambler Sprays: "Eden" by Karen and Merrill Allen

### **Old Garden Roses and Shrub Roses**

- Any Old Garden Rose (introduced before 1867): "Königin von Dänemark" (Alba 1826)  
by Bruce and Barbara Lind  
Any Old Garden Rose (introduced in or after 1867): "James Mason" by Bruce and Barbara Lind  
Fort Vancouver OGRs: "Königin von Dänemark" by Bruce and Barbara Lind  
Shrub Roses: "Dortmund" by Mary Hoover  
Covington House Shrub Roses: "Beach Blanket," "Dragon's Eye" and "Kendyl Marie"  
by Karen and Merrill Allen

### **Clark County Residents**

- One Large Exhibition-Type Bloom: "LeAnn Rimes" by Louis Rossetto  
One Miniature Exhibition-Type Bloom: "Magic Show" by Louis and Sally Rossetto  
One Spray Large Blooms: "Flower Carpet Pink" by Jan DeWeese

### **Novice**

- One Large Exhibition-Type Bloom: "Marilyn Monroe" by Mary Benson  
One Large Open Exhibition-Type Bloom: "Good as Gold" by Mike and Cheryl Giddings  
One Spray: "Above and Beyond" by Kim Erion  
One Miniature Exhibition-Type Bloom: "Whimsical" by Kim Erion

**Artistic Design: Arrangements using Large Roses**

Traditional Design: "Francis Meilland," "Queen of Sweden" and "Mister Lincoln" by Penny Wagoner  
Modern Design: "Burst of Joy" by Kimberly Bown  
East Asian Design: "Marilyn Monroe" by Carolyn Finch

**Artistic Design: Rose Craft**

A Candle Holder with Candle: "Charisma" and "Autumn Splendor" by Penny Wagoner

**Artistic Design: Arrangements using Miniature and/or Miniflora Roses**

Traditional Line-Mass Design: "Glowing Amber," "Cal Poly," "Sunsplash" and "Sun Sprinkles"  
by Louis and Sally Rossetto  
Modern Reflective Design: "Smoke Rings" by Julie Goggin  
East Asian (Nageire) Design in a tall container: "Ruby Ruby" by Penny Wagoner

**Artistic Design: Novice Arrangements using Large Roses**

Traditional Mass Design: "Royal Highness," "Double Delight" and "Sheila's Perfume" by Jen Jacobus  
Modern Line-Mass Design: "Soaring Spirits" by Katherine Fry  
East Asian (Moribana) Design in a low container showing water: "Tournament of Roses" by Carol Adams

**Artistic Design: Men Only**

Modern Line-Mass Design: "Sexy Remy," "Scepter'd Isle" and "Crimson Cascade" by Gene Fults

**PHOTOGRAPHY**

Combined Master Photographer Award: "Marilyn Monroe" by Jen Jacobus  
(One Large Exhibition-type Bloom / One Spray)  
Combined Amateur Photographer Award: "Dream Come True" by Jan DeWeese  
(One Large Exhibition-type Bloom / One Spray)  
Combined Amateur Photography Award: "Tiddly Winks" by Cheryl Giddings  
(One Miniature/Miniflora Exhibition-type Bloom / One Miniature/Miniflora Spray)  
Standard Arrangement: "South Africa" and "Golden Celebration" by Leslie Mowers  
Miniature Arrangement: "Irresistible" by Carol Adams  
Abstract or Impressionism: "Queen Elizabeth" by Jan DeWeese  
Macro: "Soaring to Glory" by Katherine Fry  
Any Rose Garden: "Harison's Yellow" by Louis Rossetto





# Fort Vancouver Rose Society 2025 Rose Show ..... JUNE 28, 2025



The Girl Scouts (photo below), once again, assisted FVRS in setting up the show, starting early on Friday morning, June 27. Nathan Day and his You Move Me truck provided transport of the storage unit contents—vases, photo display stands, water barrels, signage easels, etc., etc.



Jen Jacobus on the left and Kathy Fry on the right assist one of the Girl Scouts who helped set up the show.

CCEC Event Manager Sam Cummins on the left assisted Mike Giddings in hoisting our large banner as backdrop to the perpetual trophy display table (or was it Mike assisting Sam?)



By about 3 p.m., everything that could be done to set up the show was done. Everyone left to peruse their gardens for roses to enter the show the next morning.



## Fort Vancouver Rose Society 2025 Rose Show ..... JUNE 28, 2025



Saturday, June 28 ... SHOW DAY! The morning was bright and sunny as one of two feather banners were placed strategically along Delfel Road to help rose show exhibitors and, later, the visiting public find the Exhibition Center to attend the show.

Garside Florist of Vancouver gifted the show with this beautiful vase of "Sarah's Blush" roses for our information table. Quite the spectacular arrangement for visitors to enjoy as they entered the show!



Louis Rossetto (above) and Carol Adams were among the first to place their exhibits. Louis claimed the #1 spot on the Most Fragrant table with his "Double Delight" and Carol placed her charming Rose Craft candle arrangement on the Artistic Design display tables.



Maggie Mikalatos (above) ensured the awards were placed "just so" on the award table for maximum viewing the next day when they would be filled with the winning rose exhibits.






# Fort Vancouver Rose Society 2025 Rose Show ..... JUNE 28, 2025



Mary Benson arrives with a box of gorgeous roses to enter ... surely there's an award winner in that box!

Rose exhibit grooming took place outside on the loading dock area behind the Exhibit Hall. It was the perfect location to find either sun or shade to magically transform those roses into perfect exhibits for the show.



Novices Cheryl and Mike Giddings aren't shy about sharing their roses at the show ... it's their Aloha spirit!



On the left is Jerry Kaija with Penny Wagoner in the background. On the right is Travis Liljenquest who was in deep concentration grooming his arrangement for the Men Only Artistic Design competition.



Could Jan DeWeese's table (above) be any messier? There's order in all that chaos, we're sure!



Cheryl and Gary McClain work steadily on their roses.



Gretchen Humphrey studies the EXHIBITOR Show Book and figures out what to groom next.



## Fort Vancouver Rose Society 2025 Rose Show ..... JUNE 28, 2025



It was a few minutes after 10:15 a.m., the deadline for all exhibits to be placed in the show. It was now time for the Judges/Clerks meeting so that show co-chairs Julie Goggin (photo below) and Sally Rossetto could provide last instructions.



Instruction time over and assignments made ... it was time to judge the show!

The judges and clerks immediately got to work. They undertook their responsibilities seriously ... you could see it in the concentration they gave each exhibit.

Gretchen Humphrey (on far right) references the EXHIBITOR Show Book as Merrill Allen and Margaret Snitzler judge a rose exhibit.







Jeanie Gougler, Julie Goggin and Jerry Kaija



Judy Heath and Mary Hoover



Keith Ripley, Judy Fleck, Deborah Erickson and Carol Adams



Barbara Lind and Shelagh Kaseburg



Mike Humphrey, Carolyn Finch, Carl Finch and Jerry Kaija



Jim Wolford and Mike Humphrey



## Fort Vancouver Rose Society 2025 Rose Show ..... JUNE 28, 2025

After the judging, the winning exhibits were brought to the recorders, Wendy Tilley and Fiona Neumann, to have the name of the winning roses recorded with the name of the exhibitors.



Wendy Tilley and Fiona Neumann

Star Studonivic



Then each exhibit was moved over to the calligrapher table to have the calligraphers pen the name of the rose and exhibitor on the applicable award card. These ladies have beautifully penned hundreds of award cards for our rose shows over the years!

Judy Burge



Brenda Lillie



Last step: Maggie Mikalatos placed each winning rose and its accompanying award card on the award table.



Fort Vancouver Rose Society 2025 Rose Show ..... JUNE 28, 2025

**AWARD CEREMONY:** The judges completed their work and it was time to present the awards! Not everyone posed for the camera (too shy) but here are some of the winning smiles this photographer was able to snap! The 2025 Rose Show Co-Chairs Sally Rossetto and Julie Goggin made all the presentations.







Kathy Fry



Julie Goggins



Jen Jacobus



Carolyn Finch



ROSE CRAFT: A Candle Holder with Candle suggesting the early 1800s when there was no electricity at Fort Vancouver.

Fort Vancouver Rose Society 2025 Rose Show ..... JUNE 28, 2025



Mike and Cheryl (not pictured) Giddings



Kim Erion

Novice Kim Erion won Award 57 One Spray. Sorry, Kim, this photographer didn't get a photo of your entry...apologies!



Mary Benson



Kathy Fry



Louis and Sally Rossetto



Mary Hoover

Mary Hoover won Award 48 One Spray of Shrub Roses. Sorry, Mary, this photographer didn't get a photo of your entry...apologies!





## THE COURTS

### LARGE COURT



**QUEEN OF SHOW "Marilyn Monroe"**  
won by Bruce and Barbara Lind



**KING OF SHOW "LeAnn Rimes"**  
won by Louis and Sally (not pictured) Rossetto



**MINIATURE QUEEN "Daddy Frank"**  
won by Gary and Cheryl McClain.  
They also won **MINIFLORA QUEEN**  
with the rose "Cooper" and  
**MINIFLORA PRINCESS** with rose  
"Nancy Jean"

...and **MINIFLORA KING**  
"Dr. John Dickman"  
was won by  
Karen and Merrill Allen  
(sorry, this  
photographer missed  
getting that photo!)



**MINIATURE KING "Aristides"**  
won by James and Nancy Cavanaugh



**PRINCESS OF SHOW "Elina"**  
won by Barbara and Bruce Lind



### MINIATURE COURT



**MINIATURE PRINCESS "Glowing Amber"**  
won by Louis and Sally Rossetto

### MINIFLORA COURT





# Fort Vancouver Rose Society 2025 Rose Show ..... JUNE 28, 2025

Tying everything up, here are a few other random photos of the 2025 Rose Show!



Detra Swenson (far right) looks on as Carol Adams (seated), FVRS Membership Chair, signs up new members for the Society.



Working hard on hospitality responsibilities to set up lunch are (l to r) Cheryl and Mike Giddings and Pete Mikalatos.



A winning grin from James Cavanaugh early in the morning (Is he sizing up his competition in Miniature Rose Portrait?).

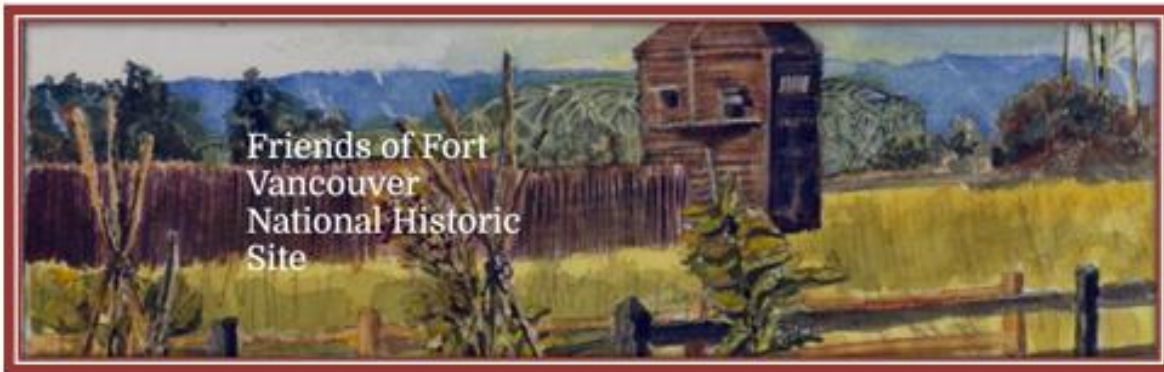


Rose show visitors are amazed at the micro-mini rose exhibits ... so tiny!



Mary Benson and Peter Hirst put their votes in at the Most Fragrant Rose competition. It was a very popular table (photo above) with show visitors!






Working with the National Park Service, the Friends sponsor interpretive activities and authors' events reflective of the heritage of this site: Native American, fur trade, Native Hawaiian, military history, American settlement, and public lands.



The Fort Vancouver Rose Society was very proud to have the Friends of Vancouver partner with us in the presentation of the 2025 Rose Show. Our theme of "200 Years of Roses at the Fort" celebrated the 200<sup>th</sup> Anniversary of Fort Vancouver (1825-2025) and highlighted our namesake, Fort Vancouver.

Pictured at the 2025 Rose Show on the left are (l to r) Pam Gunn, artist and valued volunteer with the Friends of Fort Vancouver, and Mary Rose, Executive Director of the Friends of Fort Vancouver. Mary is a published maritime and military historian of Western Americana who has researched historic elements of the Fort Vancouver National Historic Site for more than 30 years.



Both the historic Fort Vancouver (200 years) and Pearson Army Air Field (100 years) will each observe significant anniversaries in 2025. Fort Vancouver was dedicated by the British Hudson's Bay Company as its fur trading headquarters in May 1825. Botanist and naturalist David Douglas arrived from Scotland the day after the Fort's dedication to begin his extensive studies of plants and animals of the West Coast and Hawaii.

Pearson Army Air Field played a prominent role in the Fort's 100<sup>th</sup> anniversary in 1925; and that same year it, too, was officially dedicated and named for Lieutenant Alexander Pearson, a hometown army aviator. Today, it remains one of the oldest operating airfields in the nation.

### Location & Hours

Friends of the Fort Vancouver National Historic Site  
1501 E Evergreen Blvd  
Vancouver, Washington 98661  
(360) 907-1075  
[Get directions](#)

| Day       | Hours              |
|-----------|--------------------|
| Monday    | Closed             |
| Tuesday   | 10:00 am - 3:45 pm |
| Wednesday | 10:00 am - 3:45 pm |
| Thursday  | 10:00 am - 3:45 pm |
| Friday    | 10:00 am - 3:45 pm |
| Saturday  | 10:00 am - 3:45 pm |
| Sunday    | Closed             |

--article submitted by Jan DeWeese--

# COMMUNITY EVENTS

In July, the Fort Vancouver Rose Society participated in two community events. Even with some “burnout” from the June rose show, our event pool of volunteers made this happen.



On July 12, we had a table at the Historic Covington House Summer Bazaar and Craft Sale. On a very warm day, information about FVRS and the Covington Rose Garden (maintained by FVRS) was shared.



Also, rose photo note cards, produced by Maggie Mikalatos, were sold and one new member was signed up.



On July 18, we participated in the Fort Vancouver Garden Celebration. The photo display racks from the 2025 Rose Show were on display at our tables and were a big hit! Specific rose information on these displayed photos will be added when they are displayed again in the future.

Participating in these two events were (but not limited to) Jan DeWeese, Maggie Mikalatos, Jim and Detra Swenson, Louis and Sally Rossetto, Jen Jacobus, Carol Adams, and Gene Fults.

*--Submitted by Kathy Fry*



# **ANNUAL IN-HOUSE ROSE SHOW AND POTLUCK ON SEPTEMBER 4**

**REVIEW THESE PAGES FOR THE HORTICULTURE  
SECTION RULES AND ARRANGEMENT SCHEDULE!**

The General Membership Meeting on September 4 will feature our annual In-House Rose Show and Potluck Dinner. This year's theme is:

## **"THIS LITTLE PIGGY WENT TO MARKET"**

We will be serving pulled pork and "all the fixins" (provided by the FVRS Board). Feel free to also bring a dish and/or a treat.



## **Horticulture Section Rules**

- ^ One entry per person in each class of your appropriate section.
- ^ Entry tags will be available at the meeting.
- ^ On each entry tag, indicate Section I (Novice) or Section II (Advanced), as well as the Class.
- ^ Cut stems long enough to balance the size of the blooms and foliage. Remember, you can always cut a stem shorter, but you have only one opportunity to cut it longer!
- ^ *Vases will be provided. Please groom your roses at home, a grooming area is not available at this facility.*

Section I: Beginner/Novice Exhibitor

Section II: Advanced/Experienced Exhibitor

**Note: The classes are the same in the two sections.**

CLASS A - One hybrid tea or grandiflora, disbudded. This means no side-buds or small leaflets where a bud might normally be – but do not remove the regular large leaflets.

CLASS B - One floribunda spray – a cluster of blooms; with at least 3 blooms in the cluster, all coming from one main stem.

CLASS C - One miniature bloom, disbudded.

CLASS D - One stem David Austin rose, or another Shrub, Old Garden Rose, or Climber.

CLASS E - “Other” rose exhibit. (Class E is for any entry that would be allowed at a rose show that is not included in Classes A-D described above). Examples are open bloom, miniature spray, singly grown floribunda, bloom cycle, hybrid tea or grandiflora spray, vase of three, vase of twelve, floating rose etc.

*Please try to bring at least one entry. Whether you are a seasoned pro or a brand-new member, bring your blooms to share. The more roses we have, the more interesting and fun) it will be. Also, this is an exceptionally good time to bring that mystery rose that has been puzzling you all summer long.*



# Arrangement Schedule

(Refer to Definitions of Design Types on Page 24)

*"Let's get creative with our fall roses! Contact the FVRS with any questions you may have regarding rose arrangements for our In-House Rose Show: [fortvancouverrosesociety@gmail.com](mailto:fortvancouverrosesociety@gmail.com)."*

## TRADITIONAL DESIGNS

Large Roses- *"Eggs from the Hen House"* Traditional Mass

Small Roses- *"Little Red Hen"* Traditional Line

## MODERN CREATIVE DESIGNS

Large Roses- *"All Around the Barnyard"* Modern Creative

Design- your choice, write on tag

Small Roses- *"Too Much Zucchini"* Modern Creative Design-

your choice, write on tag. May use any part of the zucchini plant, including leaf, vine, seed, peel, slice etc.

## East Asian Designs

Large Roses- *"Rain for the Parched Earth"* Moribana

Small Roses- *"Silo"* Nagieri

## Men Only

*"Old MacDonald's Roses"*

Any design style, large or small roses or combination.

# Definitions of Design Types

## TRADITIONAL DESIGNS

Traditional Mass Designs - Closed silhouette, symmetrical, uncrowded but with ample plant material so there are no empty spaces.

Traditional Line Designs - Have height and some width but very little depth, are open silhouettes in space, show movement in one direction, maybe vertical, horizontal, diagonal, triangular or form a crescent or Hogarth Curve.

## MODERN CREATIVE DESIGNS

Creative Designs - The keynote is simplicity with an emphasis on color, form, texture and especially on the element of space and dynamic balance.

Abstract Designs - Plant material can be manipulated, altered and/or distorted and placed in a non-conventional manner. Abstraction is dominant. No central focal area. Rose blooms must never be abstracted.

Modern Line Designs - Modern Line designs are designs using a minimum of plant material and distinguished from Traditional Line through choice of materials, containers and spacing of roses in a non-traditional manner.

Modern Line-Mass Designs - Modern Line-Mass designs are bold, dynamic, Line-Mass designs without regular form or progression of bloom development.

## EAST ASIAN DESIGNS

Moribana Designs - A design in a low container showing water—creates a natural garden setting and consists of 3 main lines: Heaven (Shin), Man (Soe) and Earth (Tai). This design must show the 3 main lines.

Nageire Designs - A design in a tall container—creates a freely-arranged grouping of plant material; may be vertical, slanting or cascading and consists of 3 main lines: Heaven (Shin), Man (Soe) and Earth (Tai). This design must show the 3 main lines.



# FVRS GARDEN TOUR 2025



Kim and Jim Erion with daughter,  
Lili, between them.



Photo from Kim Erion

The first adventure of the day was the drive to the home of Jim and Kim Erion in Washougal. The 2025 FVRS Garden Tour on Saturday, July 26, took place high above the Columbia Gorge with a stunning overlook vista into the Gorge. Jim and Kim have nurtured their home and the land, loving caretakers of 5 acres of nature's beauty and bounty for over thirty years. Every guest was privileged to gain an invitation to this summer garden tour!

What to do first? Shall we tour the garden of 600+ roses? ... explore the side and back yard of the homestead with its myriad

gardens Kim has tended throughout the years? ... stay still and enjoy gently played harp music by harpist Morgen Freund? ... enjoy the sumptuous lunch (grilled chicken and sausage by Chef Kathy Fry with potluck side dishes and desserts, including cheesecake to die for!)? ... discover the little cabins the Erions provide for workshops and venues? ...check out the tailoring studio? ... inspect the vintage cars on display, lovingly restored by Jim and Kim? ... purchase a gorgeous necklace or two in the Garden Shoppe? ... the choices were plentiful!



This writer chose to eat first having already peaked at the rose garden the previous Wednesday (I had joined Kathy Fry in helping Kim to deadhead roses and make a few decisions about chair and table set up for the Saturday garden tour).

Kathy's chicken and sausage were grilled to perfection and, oh my, the potluck salads, meat dishes and desserts were all so tasty. Everyone enjoyed the food, the conversation, and the view all under the shade thoughtfully provided in the clear mountain air.



The invited guests comprised a number of rose societies, master gardeners and guests with a love of all things roses and gardening. In addition to members and guests of the Fort Vancouver Rose Society, there were folks from the Portland Rose Society and the Tri-Cities Rose Society (Richland-Pasco-Kennewick) as well as five members of the Washington State University Extension Master Gardener Program from Grays Harbor.



*(photo on left) Kim enjoys a laugh during lunch with members of the Master Gardener Program from Grays Harbor.*

*(photo on right) Kim Erion with Harpist Morgen Freund and members of the Master Gardener Program from Grays Harbor.*



After the meal, it was time for Kim to give her second tour of the day. Starting on the side of her and Jim's home that gave a peak of both their side and back yard projects as well as the Gorge, Kim explained how their location is affected weather-wise. "This is a spot in the Gorge where we get both marine influence from the west and dry hot winds from the east and the clouds just clap their hands here," Kim said. You'll have to ask her about the snow adventures they've encountered at their 1,650' elevation! The view of the Gorge is from the Washington side, directly across from Multnomah Falls in Oregon and is 20 minutes away from Washington's Beacon Rock.







Moving through the front yard before crossing the driveway toward a display of restored vintage cars and the rose garden, Kim drew attention to a few hundred native, rescued and transplanted roses around their home from many sources (including FVRS rose auctions). She indicated a number of roses still needing identification, and members of the tour were able to help her finally identify some of those "mystery" roses.



1966 Corvair Corsa Convertible

Still moving toward their magnificent rose garden, Kim took the tour through a display of restored vehicles. Jim has spent countless hours, restoring engines and exteriors; and Kim's upholstery skills returned the interiors to pristine condition.



1926 Chevrolet Superior K Coach



1925 Chevrolet Canopy Delivery



Kim's Garden Shoppe was open for business. She crafts and sells gemstone jewelry of rose quartz, jades and jaspers with rose or plant inspirations. The tiny store also includes handmade soaps of goat's milk and rose petals, hats with handmade rose and ribbon embellishments, rose-themed bags, banners, aprons and journals...all made by Kim. But there's more!

Kim, a master seamstress, offers costuming tailored from the 12<sup>th</sup> through the 15<sup>th</sup> centuries in her little store and, for the more casual among us, Prindle Mountain Overlook T-shirts. What's not to love?!

With all this creative talent on display and knowing Kim is president and lead ecologist for excavation specialist LKE Corporation, this writer told Kim she is the ultimate Renaissance Woman!



*(photo on right) Having now arrived at the "Labyrinth of Roses," Kim showed us key elements of repurposed supply from their construction company, such as the survey stakes individually cut to make the trellis top, rock crusher screen for door, road signposts and geogrids that were used in their restoration work.*



Photo by Carol Adams



*(photo on left) At the garden gate, Kim explained to the tour members that these lovely Caryatids--carved of marble from China--will serve as architectural supports that will grace the middle of the rose garden ... someday.*



*(photo on right) This edifice is formerly an entrance for Ruby Street Antiques which closed over 20 years ago.*

Kim said she has some welding to do; a bit of concrete and a crane will be needed!







Entering the rose garden, Kim shared she at first knew nothing about roses but simply loved them immensely. She credits reading/studying about roses, joining the Fort Vancouver Rose Society and attending both FVRS and the Portland Rose Society meetings with the knowledge now to take care of so many roses.



Photo by Carol Adams



Photo from Kim Erion

*(photo on left) The newest area of the rose garden displays 150+ roses from the front and back yards of Margaret Snitzler. Margaret is moving from her Vancouver home to an apartment in town and needed all of her roses re-homed. Kim and Jim Erion stepped in to assist. Seeing the re-homed roses in their new garden was one of the highlights of the tour.*





The tour and day was winding down. Friends got in last-minute conversations before the trip home down the mountain.



2002 Pontiac Trans Am  
... last Trans Am Firebird  
WS6 ever made.



Everyone was so pleased to have enjoyed the hospitality of Jim and Kim and experienced this opportunity to tour this very special garden and place. It was a day of unparalleled views of nature's beauty—both in the vistas of the Gorge and in all the flowers surrounding the Erions' home and the spectacular rose garden.



--Submitted by Jan DeWeese (thank you to both Kim Erion and Carol Adams for photos as indicated and to Kim for her added, descriptive details!)





## 2025 MEMBERSHIP FORM

Return this completed form with payment to:

**Fort Vancouver Rose Society**  
**6400 NE Hwy 99, Suite G, #457**  
**Vancouver, WA 98665**

\_\_\_\_\_ I wish to join the Fort Vancouver Rose Society

### **ANNUAL DUES**

\$25.00 Fort Vancouver Rose Society (per household)

### **The Fort Vancouver Rose Society is affiliated with the American Rose Society**

The American Rose Society exists to promote the culture, preservation and appreciation of the Rose, and to improve its standard of excellence for all people, through education and research.

If you wish to join the American Rose Society, please go directly to their website: [www.rose.org](http://www.rose.org)

NAME: \_\_\_\_\_  
(please print)

ADDRESS: \_\_\_\_\_

CITY: \_\_\_\_\_ STATE \_\_\_\_\_ ZIP \_\_\_\_\_

PHONE: \_\_\_\_\_ EMAIL: \_\_\_\_\_

Amount enclosed \$ \_\_\_\_\_

*(Please make checks payable to Fort Vancouver Rose Society)*

**Thank you**

**Extraordinary Plants  
from Extraordinary People**

Japanese Maples • Bonsai • Koi  
Garden & Pond Supplies • Fruits  
Vegetables & Herbs • Trees • Shrubs  
Annuals & Perennials  
Houseplants • Native Plants

**Tsugawa** 津川

**Growing Beyond the Ordinary**  
(360) 225-8750  
410 E. Scott Avenue, Woodland, WA 98674  
[www.TsugawaNursery.com](http://www.TsugawaNursery.com)  
[Facebook.com/TsugawaNursery](https://www.facebook.com/TsugawaNursery)

**YOU MOVE ME.** *Home Of The* **#BESTMOVEEVER**

**Best Runner-Up Clark County**

360.777.6991 [YouMoveMe.com](http://YouMoveMe.com)

USDOT2388358, MCR20850 - 7620 NE 47th Ave Vancouver, WA 98661

**South Ridge Farms**  
19909 NW 61st Ave Ridgefield WA 98642

**Soil Builders**  
Owner Rob Zimmerman

(360) 887-4525  
(360) 921-7256  
[rsouthridge@comcast.net](mailto:rsouthridge@comcast.net)

**Phyllis Pegg**

503-995-2629  
5101 NE 121st Avenue, Unit 176  
Vancouver, WA 98682-2123  
[phyllispegg@gmail.com](mailto:phyllispegg@gmail.com)

Mobile Public Notary



**503  
Additional  
Self Storage**

9006 NE 117th Ave. Vancouver, WA 98662

Anthony Brown - Manager  
[503@additionalselfstorage.com](mailto:503@additionalselfstorage.com)  
(360) 256-9857 • U-Haul (360) 254-4101 • Fax (360) 256-5244

**YARD 'N GARDEN LAND**  
*Clark County's Most Complete Nursery  
And Florist*

**Gift Shop**

1501 N.E. 102nd Street  
Vancouver, WA 98665  
3 Blocks North of Old Location

(360) 573-7172  
(360) 573-7411

**I Li Hsiao AIFD EMC**  
Floral artist + educator

@ilhsiao [hsiaofae@gmail.com](mailto:hsiaofae@gmail.com)

**Benefits:**

- \* suppresses weeds
- \* provides micronutrients
- \* nearly neutral pH (8.0)
- \* builds healthy soil
- \* retains water
- \* pasteurized -- no weed seeds!
- \* supplies humic & fulvic acids
- \* low in salts

Mighty Microbe Mulch is a registered trademark of :  
Soil Builders, Inc., P.O. Box 956, Ridgefield, WA 98642.