

LT & LGP



Construction

Rental

Landscaping

Forestry

Ship Trimming

TD-85 / TD-95

COMPACT CRAWLER DOZERS

Hydrostatic Drive

S Series

Compact dozers big on features

When your business relies on equipment that is durable, productive and backed up by a global network – you can rely on Dressta. Over our 60+ year history, we've developed a reputation for hardworking equipment tailored to the needs of our hardworking customers.

Our new TD-8S and TD-9S crawler dozers are engineered for your business. Operator comfort, easy service and maintenance, and efficient performance are at the heart of their design. Their compact size provides easy access to job sites, simple truck loading and ease of maneuverability.

The result is a machine that delivers total lifetime value.

- Powerful Cummins engine.
- Hydrostatic Drive System for variable speed control and dynamic braking with anti-rollback.
- Undercarriage designed for maximum durability and smooth, stable operation.
- Lifetime lubricated rollers and heavy-duty chains and idlers for greatly extended track life.
- Counter rotation for minimal turn radius, and excellent maneuverability in tight spots.
- Reduced machine height and new ROPS design.
- Trimble Ready so you can enjoy the benefits of the world's leading GPS construction technology.
- Exceptional all-round visibility, especially to blade corners due to sloped and tapered engine hood.
- Responsive ergonomic controls for command and ease of operation.
- 6-way blade system for superb dozing and grade control.
- Dial in eco/standard/full power working modes for fuel efficient operation in varied conditions.
- Modular power train design and easily accessible diagnostic check ports, filters and sight gauges for excellent serviceability.
- Factory production options for Trimble Ready, forestry, fire dozer, open ROPS, LT and LGP versions for a range of specialist applications.

6-way blade system for
superb dozing and grade
control.





ENGINE

70-84 kW

94-113 hp



BLADE CAPACITY

1.84-2.4 m³

2.4-3.1 yd³

OPERATING WEIGHT

10,000-
11,300 kg

22,046-
24,912 lb

Power through any task

Productivity equals profitability.

Our TD-8S and TD-9S deliver second-to-none balance to weight ratio for traction, power, maneuverability and maximum machine performance.

The models are powered by Cummins QSF 3.8 Tier 4 FINAL, 94–113 hp direct-injection, in-line, 4 cylinder, 4 stroke, turbocharged and aftercooled engines. The combination of Cummins experience with the latest heavy duty diesel design techniques delivers higher peak torque and exceptional fuel efficiency.

- An air cleaner restriction indicator signals when servicing of the elements is required.
- Best in class drawbar pull means you can rip and move more material per hour.
- The Hydrostatic Drive System provides constant power transfer under load for easy counter rotation and full-power turns.
- Improved cooling efficiency thanks to the multi-unit modular cooling system and variable speed fan.
- Redesigned hydraulics made for fast blade lowering and quicker ripping cycles.
- Common hydraulic tank for driving and working systems.





The dual path Hydrostatic Drive System allows for variable speed and steer control without the need to shift gears.

HYDROSTATIC DRIVE SYSTEM


Our new 'S Series' dozers are equipped with dual path Hydrostatic Drive Systems that transmit full power to both tracks in all conditions for smooth speed changes, pivot turns and counter rotation – making each job safer and more operator friendly, even on confined job sites. All these features combine to ensure optimized productivity and ease of operation.

The dual path Hydrostatic Drive System allows for variable speed and steer control without the need to shift gears. In high traction, high load conditions, dozer speed is reduced automatically to avoid engine stall and as loads are reduced, speed automatically increases to the maximum operator set speed. This provides optimum productivity with minimum operator decisions.

The Hydrostatic Drive System also provides a powered neutral capability, eliminating rollback on grade.

TRAVEL SPEEDS

Our variable travel and working speeds mean easy, precise control with full power turning for better load retention, less sprocket and bushing wear, better ripping performance and modulated directional control during all-terrain conditions, slope work and corner dozing. The result is higher work productivity and lower undercarriage costs thanks to increased traction and less track slippage.



Comfort really matters

Operator comfort is an essential element of worksite productivity. A comfortable operator is less easily fatigued, safer, more efficient and more productive. Dressta's TD-8S and TD-9S models are designed to offer exceptional in-cab comfort – from the quality of the seat to the air conditioning system and location of the controls.



The all new hexagonal cab provides 30% more space and features full sound suppression. The cab is FOPS certified while the machine incorporates an additional two post ROPS protection system. Cab features include:

- Large tinted side and rear sliding windows for cross ventilation and an enhanced view of both the blade and ripper equipment
- Air recirculation system
- Air conditioner/heater/pressurizer
- Deluxe seat with arm rests
- Ergonomically designed joystick controls for direction, blade and ripper operation
- High resolution 7 in. LCD display screen provides real-time system values for temperatures, pressures and forward/reverse direction shift and ground-speed ranges
 - Multiple language options
 - Large anti glare full color screen
 - Generous memory storage
 - Dual (metric/imperial) units





RESPONSIVE ELECTRO HYDRAULIC MOTION CONTROL

The left hand joystick controls travel direction and steering, and has a roller switch to adjust travel speed. The right hand joystick controls the 6-way blade.

NOISE AND VIBRATION MANAGEMENT

Isolated cab mounts reduce vibration for enhanced comfort and noise reduction, while the heater, A/C evaporator unit and fan are now mounted under the operator's seat. The fresh air filters are mounted below the rear windows and the condenser unit is mounted at the top rear of the cab.

COMMAND AND CONTROL

The comfortable seat is adjustable to operator's weight and sitting position and is equipped with full arm rests and seat belt.

All instruments and electrical function switches including warning horn are conveniently located and feature non-reflective indirect lighting for good visibility and minimal glare from cab windows.

The headlights and adjustable work lights are controlled by a single light switch on the instrument panel for optimal visibility and safety in low light environments.

High resolution 7 in.

LCD

display screen

Heavy duty design

Dressta dozers are built with a one-piece mainframe for exceptional strength so you can get on with the job with confidence.

The mainframe provides solid support and protection for drive train components. The front section supports the engine and hydrostatic drive while the rear section, with double steel wall supports the final drives. Working loads from the blade and rear mounted attachments are evenly distributed through the frame and undercarriage.

The robust design includes a heavy duty undercarriage available in two options: the Long Track (LT) version for better stability during forward driving and levelling and the Low Ground Pressure (LGP) version for use in swampy and muddy terrain.



MODULAR CONSTRUCTION

The modular design arranges components in a way that makes removal and replacement during servicing quick and easy, optimizing machine uptime and profitability. Optimized splined shafts connect the drive train components to aid resistance to misalignment and deflections during normal operation.

MANAGING WEAR

Dressta's Lubricated Track System (LTS) greatly reduces internal pin and bush wear, extending track life and reducing service and maintenance costs. Other benefits of the LTS system:

- reduced sprocket and external bushing wear
- link counter bore wear and snaky-track eliminated
- increased track roller and idler life
- links, rollers and idlers more easily rebuilt as a result of truer running tracks
- track chain operates more quietly

TRACK SHOES

A wide range of track shoe widths helps perfectly match the TD-8S and TD-9S to all types of ground conditions.

Track shoes are single grouser type. Options for LT and LGP models vary from 406 mm (16 in.) to 710 mm (28 in.) depending on the model and application required.



Working loads from the blade are evenly distributed through the frame and undercarriage.

Attachments built for purpose

A great dozer can only deliver great results with the right attachments. Dressta's robust blades and rippers are designed to power through even the toughest of materials and are suited to a wide range of applications.





BLADES

The Dressta 6-way blade system is designed for performance and final grade control, wear resistance, strength and serviceability.

Cutting edge angles and blade moldboard geometry are designed to provide exceptional balance between fine-light dozing and aggressive heavy material movement. This enables the dozers to perform better over a broader variety of applications.

Large blades with full-width wear liners have been designed for increased capacity with an abrasion resistant cutting edge, for prolonged durability. Blades are equipped with hydraulic blade tilt and angle as well as manual blade pitch adjustment to increase the versatility of the dozer.

RIPPER

Multi-shank (5/3) parallelogram rippers enable our compact crawler dozers to achieve the ripping performance of much larger models – 378 mm for the TD-8S and 500 mm for the TD-9S. This ripper can be used with up to three shanks adjusted to two vertical positions.

Cutting edge angles and blade moldboard geometry are designed to provide exceptional balance.



Easy access and serviceability

Servicing and maintenance costs are an important consideration when determining the total lifetime cost of owning a piece of equipment. And most importantly, when daily servicing is easy, it's sure to get done.

Dressta's TD-8S and TD-9S have been designed for simplicity and reliability to reduce downtime, maximise uptime and

All service and maintenance points are clearly marked and easily accessible.







make servicing as simple and cost effective as possible.

Our modular design concept means major machine components can be easily accessed during servicing without having to remove numerous other parts. We provide clear, easy to follow maintenance instructions to guide you through typical maintenance and service routines.

All service and maintenance points are clearly marked and easily accessible.



Work your way

Different jobs and applications have different requirements. Dressta makes it easy for you to get the best result in any operation by designing versatile equipment, and working directly with customers to meet any special requirements.

Talk to us about our Special Feature Request (SFR) for specific customization needs. If different applications require unique attachments, components or design specifications, we'll work with you to maximize the operational efficiency of your machines.





If different applications require unique attachments, components or design specifications, we'll work with you to maximize the operational efficiency of your machines.



All our models come with a 'plug and play' option for installation of a Trimble Grade Control System. Trimble Ready machines significantly reduce the cost and complexity of the installation for the contractor helping them to finish jobs with less re-work, less staking, less checking, lower costs and improved material yields.

With Trimble's VisionLink, you can easily see where your equipment is, what it is doing and how productive it is, utilizing user-friendly management tools combined with GPS-based positioning and wireless hardware.

Our TD-8S and TD-9S are ideally suited to a range of applications including:

RESIDENTIAL CONSTRUCTION

Construction applications require a combination of speed, agility and brute force. Dressta machines offer the perfect balance for loading, ripping, lifting, dozing and precise final grade control and our wide range of available attachment options will ensure the efficiency of your next construction project.

RENTAL INDUSTRY

Rental customers need dozers that are easy to operate, offer predictable direction control and are suited to a versatile range of applications. The TD-8S and TD-9S are perfect for rental businesses, with their sturdy design, simple operation, fuel economy and easy servicing.

LANDSCAPING

Dressta compact dozers are ideal for all types of landscaping work. With their standard straight blade they make short work of pushing soil, dirt and other materials around the job site.

FORESTRY

Dressta's compact dozers are tailored with a range of features to excel in challenging forest environments. Talk to us about optimal performance specifications and a range of Special Feature Requests (SFR), including cyclonic air filtration, fire suppression, auxiliary hydraulics and more.

SHIP TRIMMING

Dressta dozers are ideally suited to ship trimming applications and have become the preferred choice of ports throughout the world. Our compact dozer can be lowered into vessels to trim materials such as grains and fertilizer and then square off the hatch, enabling wharf equipment to operate at full capacity.

Support when, where and how you need it

We want you to get the most out of your equipment and your operation.

That starts with stringent quality assurance processes to ensure the equipment that leaves our European factories meets the exacting needs of our customers. We offer excellent standard warranties and a range of extended warranty options, as well as ongoing aftersales technical support provided by trained service representatives and mechanics around the globe.

Our global parts distribution centers are located to enable rapid parts supply and feature large inventories and advanced logistics systems to make ordering parts simple.



Our products are supplied worldwide through a well-established network of independent distributors who are as passionate about the industry as you are.



ENGINE

	TD-8S LT / TD-8S LGP	TD-9S LT & TD-9S LGP
Make and model	Cummins QSF3.8	Cummins QSF3.8
Emissions standard	EPA Tier 4f/EU Stage IV	EPA Tier 4f/EU Stage IV
Displacement	3.8 L (229 in ³)	3.8 L (229 in ³)
Bore and stroke	107 x 115 mm (4.2 in. x 4.53 in.)	107 x 115 mm (4.2 in. x 4.53 in.)
Horsepower		
SAE J1995	Gross 75 kW (100 hp)	Gross 89 kW (120 hp)
SAE J1349 / ISO 9249	Net 70 kW (94 hp)	Net 84 kW (113 hp)
Rated RPM	2,200 rpm	2,200 rpm
Max. torque	414 Nm (305 ft-lb) @ 1,600 rpm	448 Nm (360 ft-lb) @ 1,600 rpm
Air cleaner	2-stage, dry type with service indicator	2-stage, dry type with service indicator

COOLING

	TD-8S LT / TD-8S LGP / TD-9S LT & TD-9S LGP
Type	Variable-speed fan with viscous fan clutch
Engine coolant rating	-37° C (-34° F)

HYDRAULICS

	TD-8S LT / TD-8S LGP / TD-9S LT & TD-9S LGP
Type	Open-center hydraulic system with fixed-displacement tandem gear pump
Pump displacement	69.6 L/min (18.4 gpm)
System relief pressure	20,000 kPa (2,900 psi)
Control	3-function direct-acting T-bar joystick

ELECTRICAL

	TD-8S LT / TD-8S LGP / TD-9S LT & TD-9S LGP
Voltage	12 volts
Battery capacity	815 CCA
Reserve capacity	170 min.
Alternator rating	120 amp
Lights	Front: ROPS or cab (2). Rear: (1)

OPERATOR STATION

	TD-8S LT / TD-8S LGP / TD-9S LT & TD-9S LGP
ROPS (ISO 3471 - 2008) and FOPS (ISO 3449 - 2005)	

POWERTRAIN

	TD-8S LT / TD-8S LGP	TD-9S LT & TD-9S LGP
Transmission	Automatic, dual path, Hydrostatic Drive.	Automatic, dual path, Hydrostatic Drive.
System relief pressure	45,000 kPa (6,526.7 psi)	45,000 kPa (6,526.7 psi)
Maximum travel speeds	10.5 km/h (6.5 mph)	10.5 km/h (6.5 mph)
Steering	Single-lever steering, speed, direction control, and counter rotation.	Single-lever steering, speed, direction control, and counter rotation.
Final drives	Double-reduction final drives mounted independently of track frames and dozer push frames for isolation from shock loads.	Double-reduction final drives mounted independently of track frames and dozer push frames for isolation from shock loads.
Total ratio	48 to 1	48 to 1
Maximum drawbar pull	168 kN (37,768 lb)	181 kN (40,690 lb)
Brakes		
Service	Hydrostatic (dynamic) braking.	Hydrostatic (dynamic) braking.
Parking	Independent spring-applied, hydraulically released park brake feature engages wet, multiple-disc brakes.	Independent spring-applied, hydraulically released park brake feature engages wet, multiple-disc brakes.

UNDERCARRIAGE

	TD-8S LT	TD-9S LT
Blade type	6-way	6-way
Tracks	Large deep-heat-treated, sealed and lubricated track links and through-hardened, sealed and lubricated rollers for maximum wear resistance.	Large deep-heat-treated, sealed and lubricated track links and through-hardened, sealed and lubricated rollers for maximum wear resistance.
Track gauge	1,575 mm (62 in.)	1,640 mm (65 in.)
Track shoe width	406 mm (16 in.)	457 mm (18 in.)
Chain	Sealed and lubricated	Sealed and lubricated
Shoes, each side	40	42
Track rollers, each side	7	7
Track length on ground	2,333 mm (91.7 in.)	2,432 mm (95.7 in.)
Ground contact area	18,943 cm ² (2,936 sq. in.)	22,374 cm ² (3,468 sq. in.)
Ground pressure	51 kPa (7.4 psi)	48 kPa (6.7 psi)
Track pitch	165 mm (6.5 in.)	165 mm (6.5 in.)

	TD-8S LGP	TD-9S LGP
Blade type	6-way	6-way
Tracks	Large deep-heat-treated, sealed and lubricated track links and through-hardened, sealed and lubricated rollers for maximum wear resistance.	Large deep-heat-treated, sealed and lubricated track links and through-hardened, sealed and lubricated rollers for maximum wear resistance.
Track gauge	1,725 mm (68 in.)	1,790 mm (70 in.)
Track shoe width	660 mm (26 in.)	710 mm (28 in.)
Chain	Sealed and lubricated	Sealed and lubricated
Shoes, each side	40	42
Track rollers, each side	7	7
Track length on ground	2,333 mm (91.7 in.)	2,432 mm (95.7 in.)
Ground contact area	30,795 cm ² (4,773 sq. in.)	34,534 cm ² (5,353 sq. in.)
Ground pressure	33 kPa (4.7 psi)	31 kPa (4.5 psi)
Track pitch	165 mm (6.5 in.)	165 mm (6.5 in.)

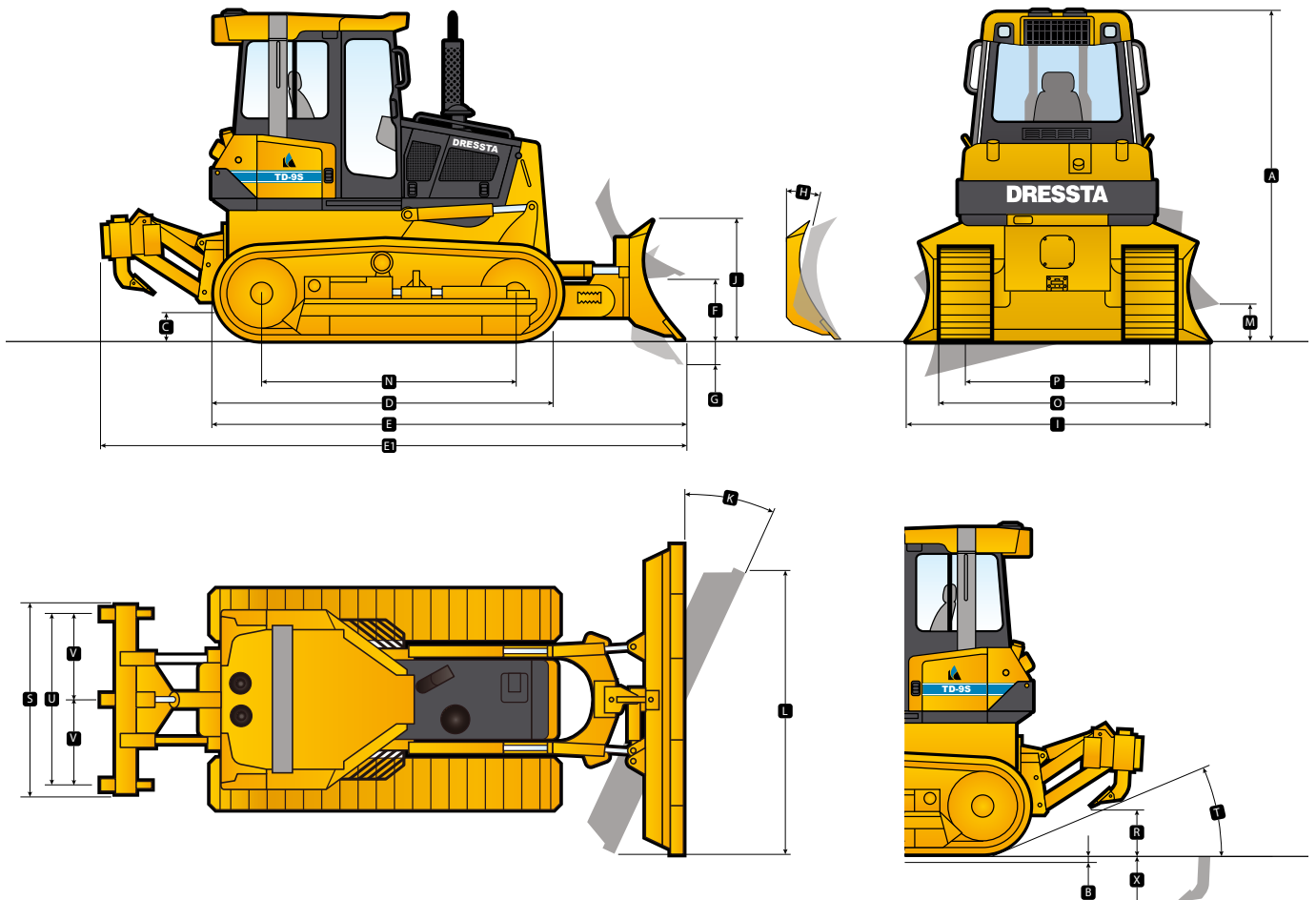
SERVICEABILITY

TD-8S LT / TD-8S LGP / TD-9S LT & TD-9S LGP

Refill capacities	
Fuel tank	185L (48 US gal.)
Cooling system	23 L (6 US gal.)
Engine oil	11 L (2.7 US gal.)
Hydraulic reservoir	116 L (30.6 US gal.)
Final drive, each side	18.5 L (4.8 US gal.)

OPERATING WEIGHTS

	TD-8S LT	TD-8S LGP	TD-9S LT	TD-9S LGP
Blade type	6-way	6-way	6-way	6-way
Base weight with 6-way blade, standard equipment, cab ROPS/FOPS, full fuel tank and 79 kg (175 lb.) operator	10,000 kg (22,046 lb.)	10,300 kg (22,707 lb.)	11,000 kg (24,251 lb.)	11,300 kg (24,912 lb.)
Optional components				
Ripper w/3 shanks	510 kg (1,120 lb.)	510 kg (1,120 lb.)	850 kg (1,874 lb.)	850 kg (1,874 lb.)
Track shoes				
381 mm (15 in.)	-34 kg (-74 lb.)	-	-	-
432 mm (17 in.)	77 kg (170 lb.)	-	-	-
508 mm (20 in.)	-	-	74 kg (164 lb.)	-
610 mm (24 in.)	-	262 kg (577 lb.)	-	156 kg (343 lb.)



MACHINE DIMENSIONS

	TD-8S LT	TD-8S LGP	TD-9S LT	TD-9S LGP
Blade type	6-way	6-way	6-way	6-way
A Overall height – cab ROPS/FOPS	2.87 m (9 ft. 5 in.)	2.87 m (9 ft. 5 in.)	2,851 mm (9 ft. 4.2 in.)	2,851 mm (9 ft. 4.2 in.)
B Grouser height	53.6 mm (2.11 in.)	53.6 mm (2.11 in.)	53.6 mm (2.11 in.)	53.6 mm (2.11 in.)
C Ground clearance	367 mm (14.4 in.)	367 mm (14.4 in.)	426 mm (16.7 in.)	426 mm (16.7 in.)
D Overall length, base machine	3.08 m (10 ft. 1.2 in.)	3.08 m (10 ft. 1.2 in.)	3.22 m (10 ft. 6.7 in.)	3.22 m (10 ft. 6.7 in.)
E Length with blade	4.36 m (14 ft. 3.6 in.)	4.36 m (14 ft. 3.6 in.)	4.38 m (14 ft. 4.5 in.)	4.38 m (14 ft. 4.5 in.)
E1 Length with blade and ripper	5.23 m (17 ft. 2 in.)	5.23 m (17 ft. 2 in.)	5.5 m (18 ft. 1 in.)	5.5 m (18 ft. 1 in.)
F Blade lift height	0.82 m (32.3 in.)	0.82 m (32.3 in.)	0.85 m (33.5 in.)	0.85 m (33.5 in.)
G Blade digging depth	0.47 m (18.5 in.)	0.47 m (18.5 in.)	0.45 m (17.7 in.)	0.45 m (17.7 in.)
H Blade cutting-edge angle, adjustable	8 deg (52 to 60 deg.)	8 deg (52 to 60 deg.)	8 deg (52 to 60 deg.)	8 deg (52 to 60 deg.)
I Blade width	2,733 mm (8 ft. 11 in.)	2,974 mm (9 ft. 9 in.)	2,885 mm (9 ft. 5.4 in.)	3,342 mm (10 ft. 11.5 in.)
J Blade height	950 mm (3 ft. 2 in.)	950 mm (3 ft. 2 in.)	1,020 mm (3 ft. 4.2 in.)	990 mm (3 ft. 3 in.)
SAE Capacity	1.84 m ³ (2.4 yd ³)	2.0 m ³ (2.6 yd ³)	2.2 m ³ (2.9 yd ³)	2.4 m ³ (3.1 yd ³)
K Blade angle	25 deg.	25 deg.	25 deg.	25 deg.
L Overall width with blade angled	2.51 m (8 ft. 3 in.)	2.72 m (8 ft. 11 in.)	2.64 m (8 ft. 8 in.)	3.06 m (10 ft. 1 in.)
M Blade tilt	0.33 m (13 in.)	0.33 m (13 in.)	0.35 m (13.8 in.)	0.4 m (15.7 in.)
N Track length on ground	2,333 mm (91.7 in.)	2,333 mm (91.7 in.)	2,432 mm (95.7 in.)	2,432 mm (95.7 in.)
O Width over track	1,981 mm (6 ft. 6 in.)	2,385 mm (7 ft. 9.7 in.)	2,097 mm (6 ft. 10.6 in.)	2,500 mm (8 ft. 2.4 in.)
P Track gauge	1,575 mm (61 in.)	1,725 mm (69 in.)	1,640 mm (64.6 in.)	1,790 mm (70.5 in.)

RIPPER

Heavy-duty parallelogram 3-shank ripper	TD-8S LT / TD-8S LGP	TD-9S LT & TD-9S LGP
Weight, complete	510 kg (1,120 lb.)	850 kg (1,874 lb.)
Weight of shank	14 kg (30.9 lb.)	47 kg (103.6 lb.)
Shank positions (vertical)	2	2
Q Maximum penetration	378 mm (14.9 in.)	500 mm (19.7 in.)
R Maximum clearance under tip	396 mm (15.6 in.)	460 mm (18.1 in.)
S Overall beam width	1.57 m (5 ft. 2 in.)	1.81 m (5 ft. 11 in.)
T Slope angle (full raise)	34 deg.	34 deg.
U Ripping width	1,029 mm (3 ft. 4.5 in.)	1,600 mm (5 ft. 3 in.)
V Spacing center to center	343 mm (13.5 in.)	800 mm (31.5 in.)

ENGINE & COOLING

TD-8S LT and LGP

Cummins engine 70 kW (94 hp) QSF3.8 EPA Tier 4f / EU Stage IV emission certified, turbocharged, high pressure injection (XPI), EGR, DRT, SCR, DEF after-treatment, electronic controls (ECM).

Water separator, fuel system

Air cleaner: Cummins Filtration Direct Flow, dry type, pre cleaner and service indicator.

Antifreeze, -34°F (-37°C)

Cooling module: includes radiator, oil cooler and charge air cooler (CAC); isolation mounted

Fan: viscosity clutch driven, variable speed

TD-9S LT and LGP

Cummins engine 84 kW (113 hp) QSF3.8 EPA Tier 4f / EU Stage IV emission certified, turbocharged, high pressure injection (XPI), EGR, DRT, SCR, DEF after-treatment, electronic controls (ECM).

Water separator, fuel system

Air cleaner: Cummins Filtration Direct Flow, dry type, pre cleaner and service indicator.

Antifreeze, -34°F (-37°C)

Cooling module: includes radiator, oil cooler and charge air cooler (CAC); isolation mounted

Fan: viscosity clutch driven, variable speed

DRIVETRAIN

Dual path Hydrostatic Drive system

Variable piston pump: tandem

Two hydraulic motors

Two-step final drives

Brakes: multi disc, spring applied/hydraulic release, on final drives

Steering: left hand single lever control T-handle joystick

OPERATOR'S ENVIRONMENT

Cab with A/C, heater, pressurizer, defroster, AM/FM radio ready

Cab with 2 post ROPS, with sound suppression, 4 wipers w/washers, inside mirror, dome light, tinted safety glass and air recirculation system (approved according to ROPS – SAE J1040 and FOPS – SAE J231)

Brake/decelator foot operated pedal

Seat: suspension type, fabric cover, with adjustable arm rests

Seat belt: (SAE J386) – 3 in. wide, retractable

Sun visor for front cab window

Cup holder and lunch box

Tools compartment

HYDRAULIC CONTROLS

Hydraulics, 4-spool valve, 4th section plugged

RH blade control

T-handle joystick, ready for ripper

INSTRUMENTATION

Gauges: fuel level, engine coolant temperature, engine oil pressure, drive train system oil temperature, voltmeter, hour meter, tachometer, engine ECM failure warning lights and switches, gear, range, drive train and engine diagnostic display

Warning lights: air cleaner filter, drive train oil filters, hydraulic oil filters, coolant high temperature, drive train oil high temperature

Audible and visual warning system: low engine coolant level, low engine oil pressure

ELECTRICAL

Alarm: back-up, 2 level sound

Alternator: 120 A

Dual batteries: 12 V, 960 CCA, cold start, maintenance free

Horn: electric

Lights for cab: 2 front, 2 rear, halogen type

Starting: 12 V

Starting aid: air grid heater

UNDERCARRIAGE (LT and LGP options)

Track adjusters: hydraulic

Track chains: sealed and lubricated (LTS) with split master links (42 links)

Track frame covers

LONG TRACK (LT)

TD-8S LT

Track frame: 7 roller, 1,575 mm (62 in.) gauge, rigid type, lifespan lubricated rollers and idlers, front and rear chain guides

Track shoes: 406 mm (16 in.), single grouser

TD-9S LT

Track frame: 7 roller, 1,640 mm (65 in.) gauge, rigid type, lifespan lubricated rollers and idlers, front and rear chain guides

Track shoes: 457 mm (18 in.), single grouser

LOW GROUND PRESSURE (LGP)

TD-8S LGP

Track frame: 7 roller, 1,725 mm (68 in.) gauge, rigid type, lifespan lubricated rollers and idlers, front and rear chain guides

Track shoes: 660 mm (26 in.), single grouser

TD-9S LGP

Track frame: 7 roller, 1,790 mm (70 in.) gauge, rigid type, lifespan lubricated rollers and idlers, front and rear chain guides

Track shoes: 711 mm (28 in.), single grouser

GUARDS

Crankcase (hinged) with front pull hook: transmission, fan, radiator and sprocket rock and dirt deflector

Engine hood: sloped, partially perforated

Engine side doors: partially perforated

Final drive seal guard

Radiator guard doors: louvered, one-piece, bolted

OTHER STANDARD EQUIPMENT:

Diagnostic centers for power train and equipment hydraulic pressures

Ecological drains for engine oil, radiator coolant and hydraulic oil

Manuals, parts and operator's filters, with 'spin-on' elements, engine oil, power train, retrieval hitch

OPTIONAL EQUIPMENT TD-8S LT AND LGP/TD-9S LT AND LGP

BLADE EQUIPMENT

TD-8S LT Angle dozer (6-way), 1.84 m³ (2.4 yd³), inside arm with hydraulic tilt and angle blade width – 2,733 mm (108 in.)

TD-8S LGP Angle dozer (6-way), 2.0 m³ (2.6 yd³), inside arm with hydraulic tilt and angle blade width – 2,974 mm (117 in.)

TD-9S LT Angle dozer (6-way), 2.2 m³ (2.9 yd³), inside arm with hydraulic tilt and angle blade width – 2,885 mm (113 in.)

TD-9S LGP Angle dozer (6-way), 2.4 m³ (3.1 yd³), inside arm with hydraulic tilt and angle blade width – 3,342 mm (132 in.)

REAR MOUNTED EQUIPMENT

Ripper, multi-shank beam, with three shanks, includes deduct for standard retrieval hitch.

TRACK SHOES

TD-8S LT 457 mm (18 in.) shoes, single grouser, (ILOS)

TD-8S LGP 610 mm (24 in.) shoes, single grouser, (ILOS)

TD-9S LT 508 mm (20 in.) shoes, single grouser, (ILOS)

TD-9S LGP 660 mm (26 in.) shoes, single grouser, (ILOS)

OPERATOR'S ENVIRONMENT

Heater/pressurizer/defroster (ILOS) cab **without** air conditioner (A/C)

For use with cab

- AM/FM CD radio
- Exterior mirrors (2 pcs)
- Sun visors for side door windows (2pcs)
- Additional adjustable working lights (2 pcs), ROPS mounted
- Cab lights, LED (ILOS)

Canopy ROPS/FOPS (ILOS)

Includes deduction for standard cab and air conditioner. Includes vinyl seat and instrument panel guard.

ROPS structure for use with sweeps

Includes deduction for standard cab and air conditioner. Includes vinyl seat and instrument panel guard.

SCREENS

Sweeps, forestry, front and rear, for standard cab with ROPS

Sweeps, forestry, front and rear, for open ROPS machine (must order ROPS structure)

Screen, rear (required for winch application) for use with sweeps

Screens for cab windows, for standard cab with ROPS (bolted)

Screening package, for open ROPS machine, includes front and rear sweeps

Includes front, side doors and rear screen (must order ROPS Structure)

GUARDS

Track roller guard, bolts to track guides

ADDITIONAL OPTIONS

1,000 h maintenance package (filters)

1,500 h maintenance package (filters)

2,000 h maintenance package (filters)

EXPORT PACKING

Export packing, drive-on/drive-off machine on the trailer

Export packing, containerized unit

SFR

Trimble Ready and Trimble Full options available

Trimble® GCS900 Grade Control Systems are available through Trimble® and Dressta dealers

Blade shaker



At Dressta we take pride in innovating to help our customers to achieve more in the jobs they do. Our dedicated team of application engineers can customize designs, modify standard equipment and adapt attachments for peak performance in specific application tasks, improving productivity and bottom line results.

Do you have a Special Feature Request? See how Dressta can help you achieve more in the jobs you do.

Specifications may change from time to time and this brochure may not reflect the latest specifications. Photographs in this brochure may not reflect market configuration. Please consult your dealer to confirm specifications and configurations.



Dressta encourages safe worksites.
Please consult operator's manual before use of any Dressta equipment.



info@dressta.com
www.dressta.com

DR-PB-CD-TD8S_TD9S-0316-ENG

