

**Moniteau County Emergency Dispatch
Monthly Report**



June, 2021



Moniteau County Emergency Dispatch

Monthly Directors Report



Personnel	Current Staffing	Positions Available	Vacancies
Full Time	12		
Telecommunicators	9	9	0
Administration	3	3	0
Part Time	3		
Telecommunicators	1	1	0
Sign Installers	2	2	0

Training	Date	Attendance	Hours	Type
Distractions in the Comm Center	Jun, 08	8	1	In Service
Attempted Kidnapping / Homicide	June	8	1	Online

Projects	Status	Notes
911 Overflow Misrouting	Complete	>5 911 lines routing to jail
911 Misroute - Wayne Ave	Complete	Routing to Callaway
Issues with Recorder Timing	Complete	Patch from Eventide
Console 2 monitors/ cables	Complete	
Office Phone Voicemail indicator	In Progress	
Greenwood Drive	In Progress	Petition given to Commissioner 2/11
Training Manual Overhaul	In Progress	
Protocol updates	In Progress	
Base Station Replacement Plan	In Progress	CMD1 - Included in 2021 Budget
Addressing Policies	Pending	
Console Status Lights	Pending	
NAWAS Phone	Pending	CMD1
Highpoint Repeater	Pending	Site Coverage Mapping - CMD1
Duplicate Intersections	Pending	
Data Room	Pending	
Board Training	Pending	
ACE Application	Pending	

Budget Snapshot	Current Month	Year to Date
Budget	\$69,583.33	\$417,499.98
Actual Revenue	\$110,253.77	\$512,572.56
Actual Expenditures	\$101,351.26	\$394,627.35
Variance	\$8,902.51	\$117,945.21

Month at-a-glance	
1,466 Calls for Service Created (CAD)	
141 High Priority Calls	Average time to Dispatch HP CFS 01min 37sec
380 911 Answered	911 Average Ring Time 4.15sec
53 911 Abandoned	Quality Assurance Evaluations 168
0 911 Text Sessions	Average Monthly QA Score 96.66%
2,013 Admin/ Business calls - Inbound	Warrants Entered 19
949 Admin/ Business calls - Outbound	New Addresses Assigned 3



Moniteau County Emergency Dispatch

Monthly Report - Activity



Date	Activity
Wednesday, June 02, 2021	Recorder Demo
Thursday, June 03, 2021	Pictometry Presentation - California City Hall
Thursday, June 03, 2021	EMD Conf Call
Thursday, June 03, 2021	Monthly OWS Test
Tuesday, June 08, 2021	In Service Training / Staff Meeting
Thursday, June 10, 2021	Meeting with County Commission
Thursday, June 10, 2021	MCED Board of Directors Meeting
Friday, June 11, 2021	Recorder Webinar
Sunday, June 13, 2021	Dispatch Coverage
Tuesday, June 22, 2021	Region F 911 Directors Meeting - Montgomery City
Tuesday, June 22, 2021	Scene Response
Wednesday, June 23, 2021	Scene Response
Thursday, June 24, 2021	EMD Conf Call
Friday, June 25, 2021	Employee Interviews
Sunday, June 27, 2021	Dispatch Coverage
Tuesday, June 29, 2021	Employee Interviews
Wednesday, June 30, 2021	Employee Interviews

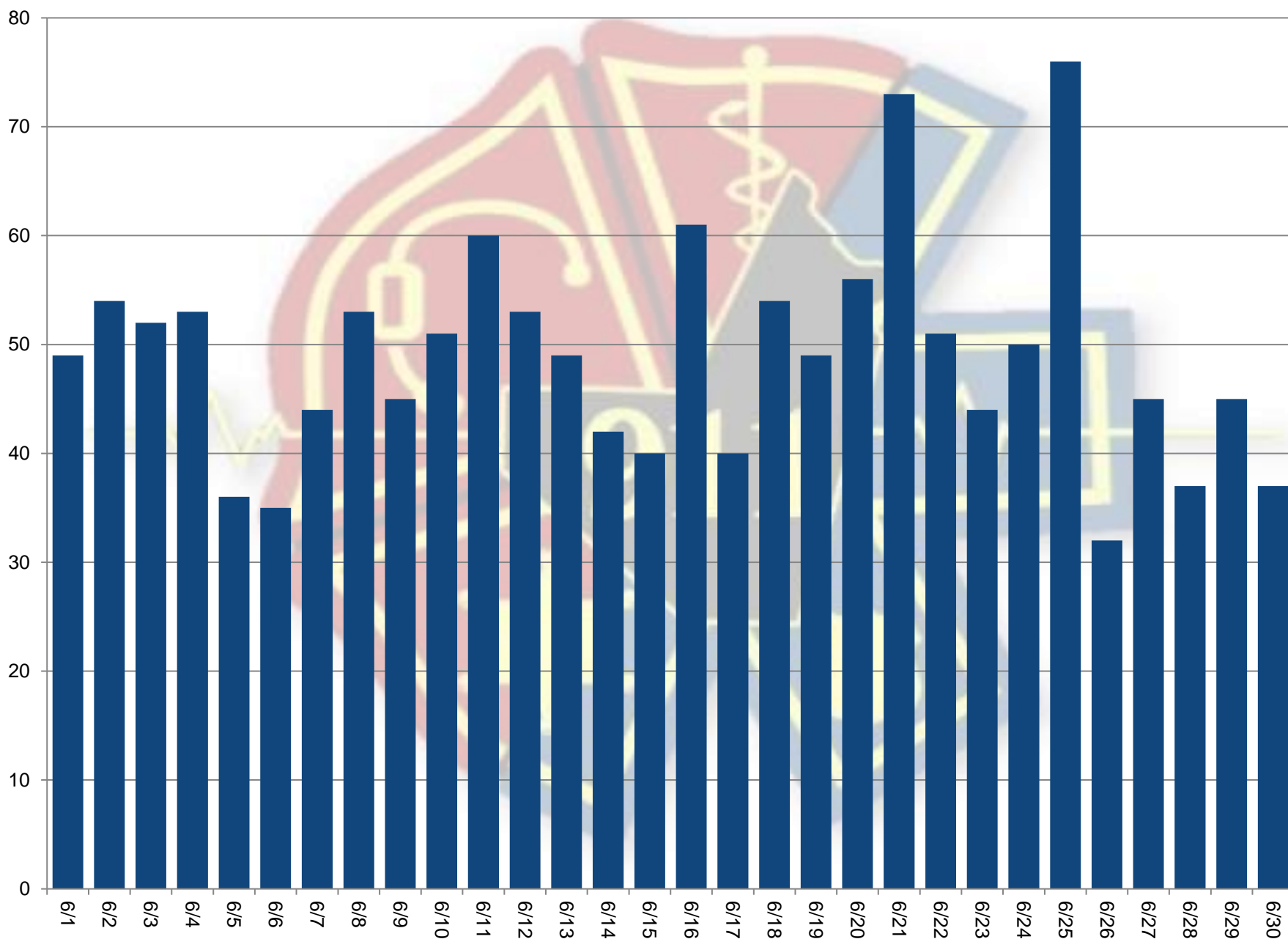


Moniteau County Emergency Dispatch

Monthly Report - Daily CAD Events



Date	#
6/1	49
6/2	54
6/3	52
6/4	53
6/5	36
6/6	35
6/7	44
6/8	53
6/9	45
6/10	51
6/11	60
6/12	53
6/13	49
6/14	42
6/15	40
6/16	61
6/17	40
6/18	54
6/19	49
6/20	56
6/21	73
6/22	51
6/23	44
6/24	50
6/25	76
6/26	32
6/27	45
6/28	37
6/29	45
6/30	37
1466	





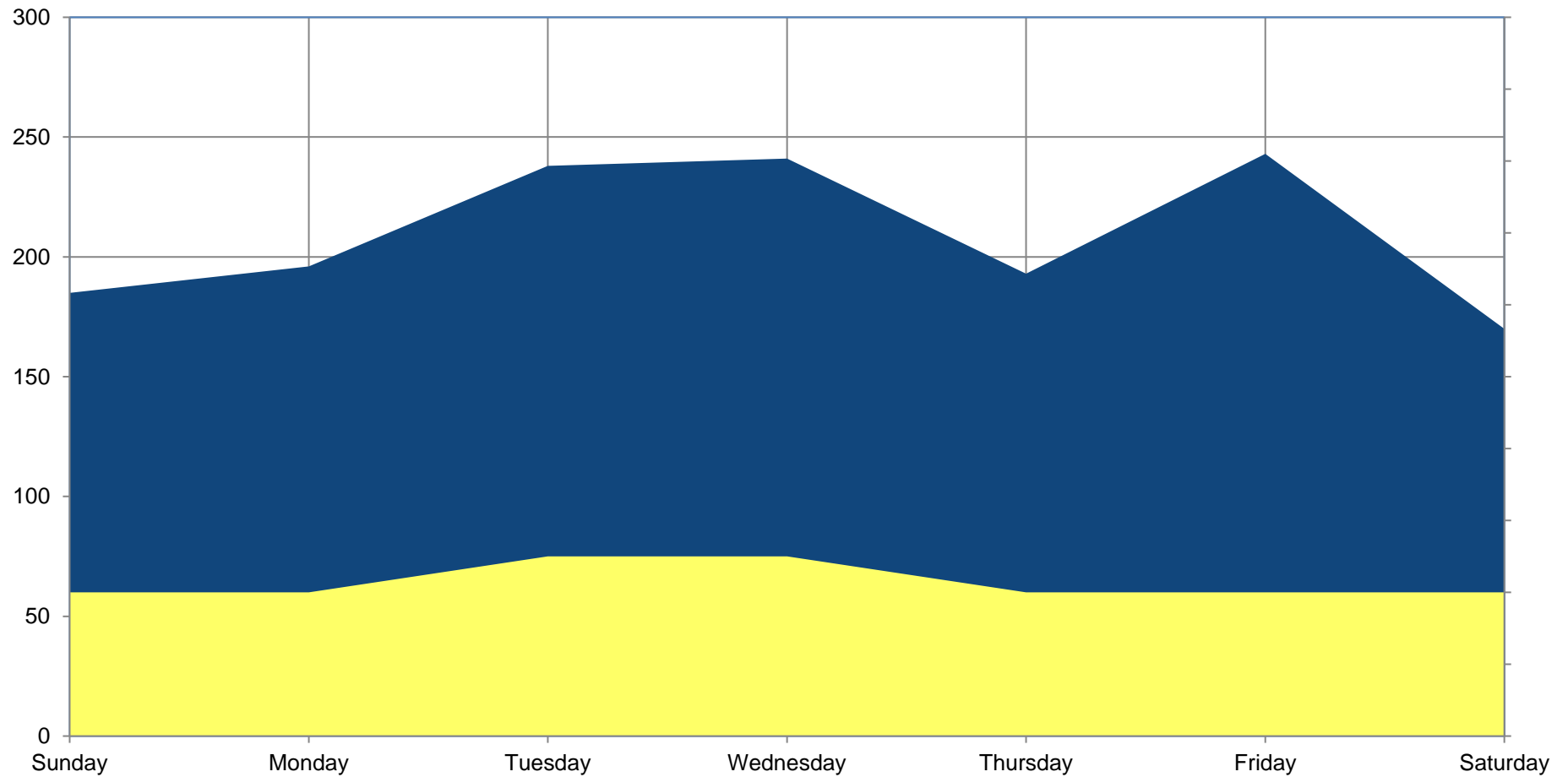
Moniteau County Emergency Dispatch

Monthly Report - Daily CAD Events



Totals by Day	
Day	Total
Sunday	185
Monday	196
Tuesday	238
Wednesday	241
Thursday	193
Friday	243
Saturday	170
Total	1466

Total Days	
Day	Total
Sunday	4
Monday	4
Tuesday	5
Wednesday	5
Thursday	4
Friday	4
Saturday	4
Total Days	30



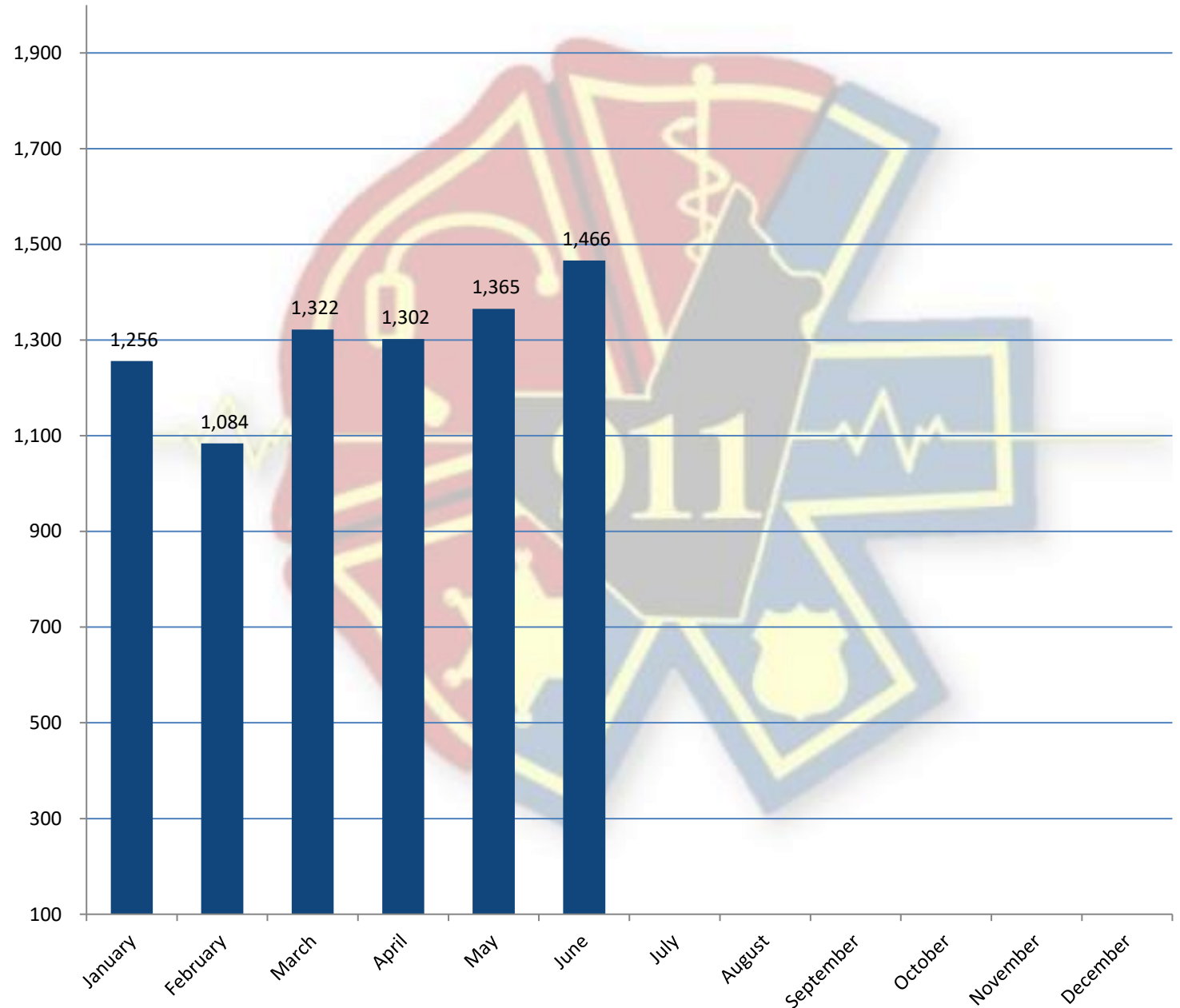


Moniteau County Emergency Dispatch

Monthly Report - CAD Events



	Current Year	Previous Year
January	1,256	1,569
February	1,084	1,618
March	1,322	1,547
April	1,302	1,102
May	1,365	1,481
June	1,466	1,601
July		1,619
August		1,647
September		1,591
October		1,539
November		1,329
December		1,462
Year to Date Total	7,795	18,105





Moniteau County Emergency Dispatch

Monthly Report - Hourly Events

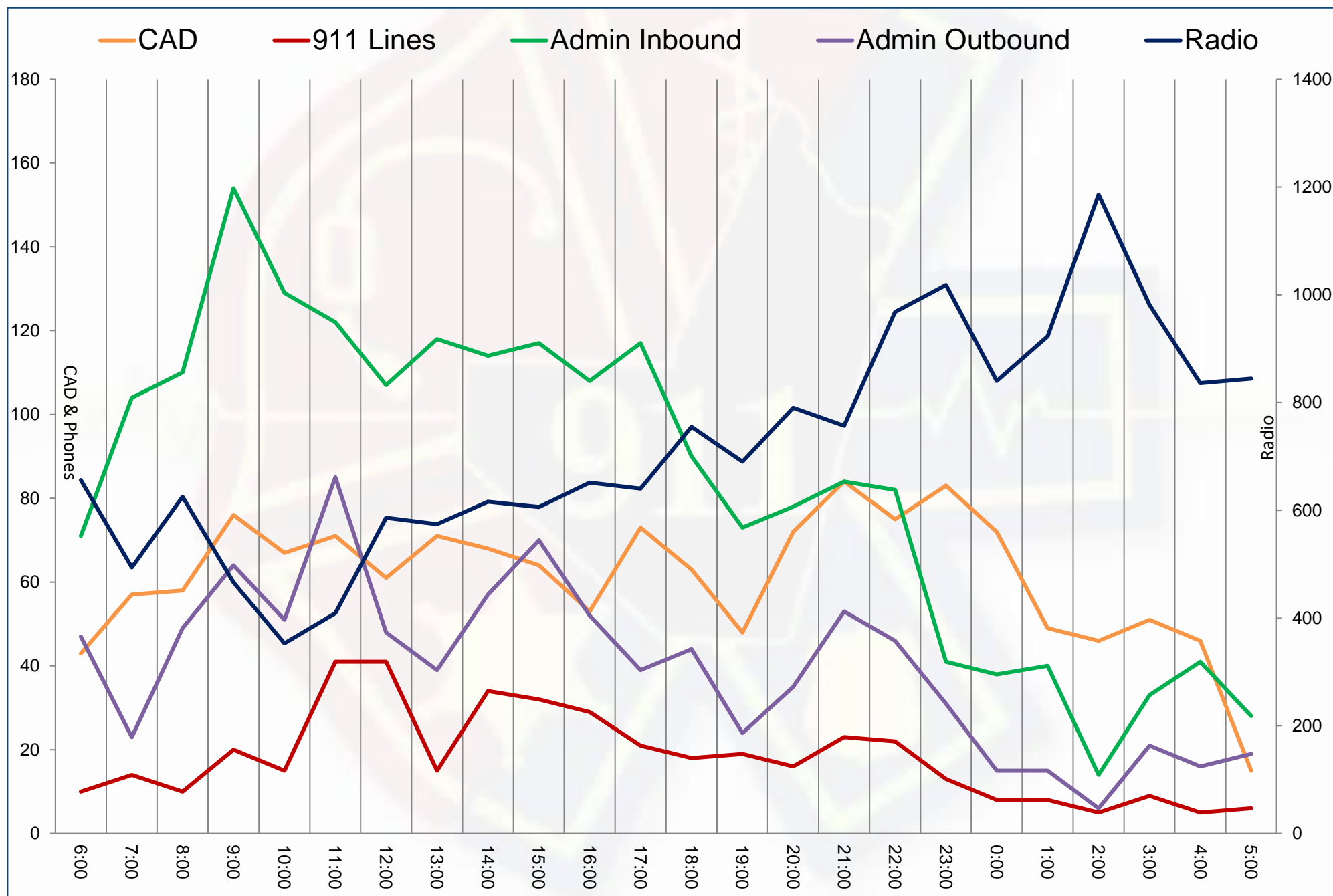


Time	CAD	911 Lines	Admin Inbound	Admin Outbound	Radio	
6:00:00	06:59:59	43	10	71	47	656
7:00:00	07:59:59	57	14	104	23	494
8:00:00	08:59:59	58	10	110	49	625
9:00:00	09:59:59	76	20	154	64	466
10:00:00	10:59:59	67	15	129	51	353
11:00:00	11:59:59	71	41	122	85	409
12:00:00	12:59:59	61	41	107	48	586
13:00:00	13:59:59	71	15	118	39	574
14:00:00	14:59:59	68	34	114	57	616
15:00:00	15:59:59	64	32	117	70	606
16:00:00	16:59:59	53	29	108	52	651
17:00:00	17:59:59	73	21	117	39	640
18:00:00	18:59:59	63	18	90	44	755
19:00:00	19:59:59	48	19	73	24	690
20:00:00	20:59:59	72	16	78	35	790
21:00:00	21:59:59	84	23	84	53	757
22:00:00	22:59:59	75	22	82	46	968
23:00:00	23:59:59	83	13	41	31	1018
0:00:00	00:59:59	72	8	38	15	840
1:00:00	01:59:59	49	8	40	15	923
2:00:00	02:59:59	46	5	14	6	1186
3:00:00	03:59:59	51	9	33	21	981
4:00:00	04:59:59	46	5	41	16	836
5:00:00	05:59:59	15	6	28	19	844
TOTAL		1466	434	2013	949	17264



Moniteau County Emergency Dispatch

Monthly Report - Hourly Events





Moniteau County Emergency Dispatch

Monthly Report - 911 Ring Time



Time	1-5 Seconds	6-10 Seconds	> 10 Seconds	# 911 Calls
6:00:00 - 06:59:59	7	2	1	10
7:00:00 - 07:59:59	12	2		14
8:00:00 - 08:59:59	7	3		10
9:00:00 - 09:59:59	18	2		20
10:00:00 - 10:59:59	12	3		15
11:00:00 - 11:59:59	40	1		41
12:00:00 - 12:59:59	36	3	2	41
13:00:00 - 13:59:59	14	1		15
14:00:00 - 14:59:59	30	4		34
15:00:00 - 15:59:59	29	3		32
16:00:00 - 16:59:59	25	4		29
17:00:00 - 17:59:59	17	4		21
18:00:00 - 18:59:59	16	2		18
19:00:00 - 19:59:59	14	5		19
20:00:00 - 20:59:59	15	1		16
21:00:00 - 21:59:59	17	4	2	23
22:00:00 - 22:59:59	16	5	1	22
23:00:00 - 23:59:59	11	2		13
0:00:00 - 00:59:59	7	1		8
1:00:00 - 01:59:59	6	2		8
2:00:00 - 02:59:59	5			5
3:00:00 - 03:59:59	8	1		9
4:00:00 - 04:59:59	5			5
5:00:00 - 05:59:59	4	2		6
TOTAL	371	57	6	434
Overall %	85.48%	13.13%	1.38%	

This report is measured from the time the 911 call is received at the Moniteau County Emergency Dispatch Center from the time the call is answered by a telecommunicator. The caller experiences on average, an additional 2 seconds known as "set-up" time which is the period the call is received at the carrier facility and is routed to the appropriate 911 PSAP.



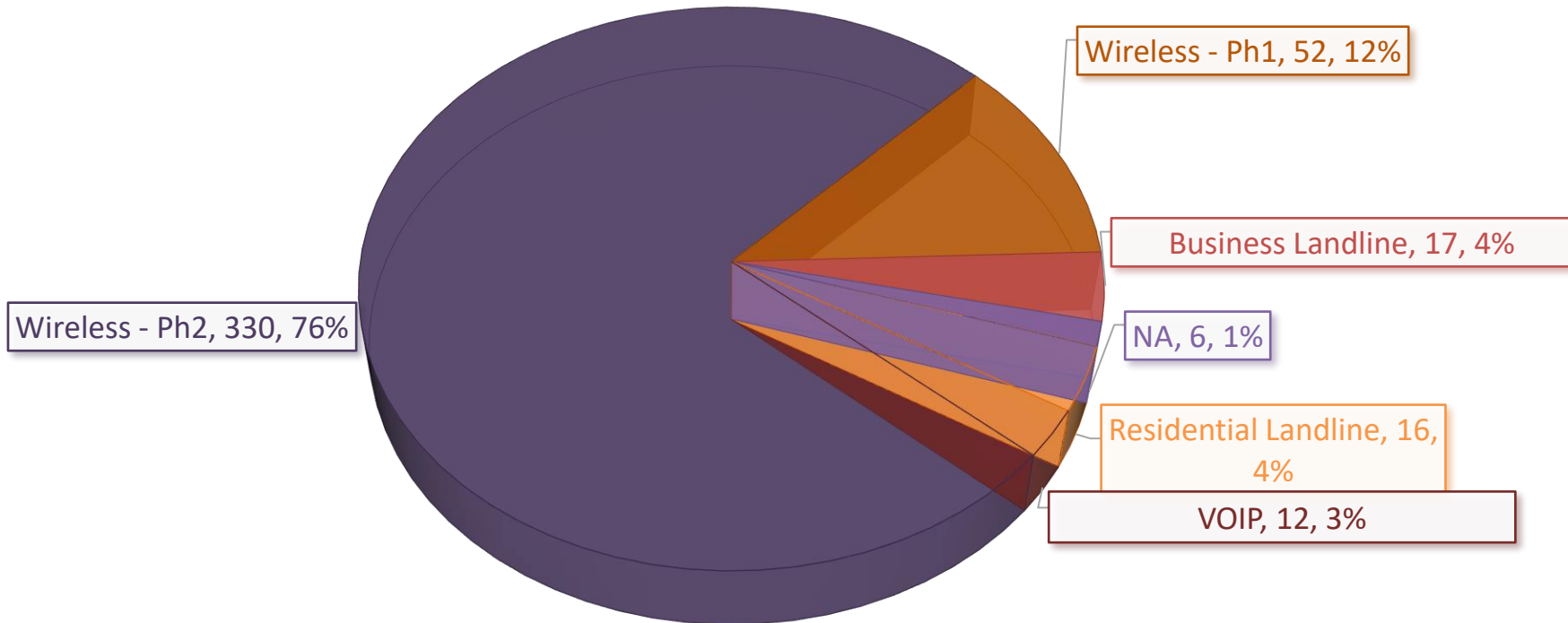
Moniteau County Emergency Dispatch

Monthly Report - 911 Class of Service



	January	February	March	April	May	June	July	August	September	October	November	December
Business Landline	28 8%	13 4%	17 4%	12 3%	13 3%	17 4%						
NA	4 1%	0 0%	0 0%	1 0%	0 0%	6 1%						
Residential Landline	29 8%	16 5%	21 5%	25 6%	20 5%	16 4%						
VOIP	23 7%	19 5%	22 5%	20 5%	23 6%	12 3%						
Wireless - Ph2	233 66%	192 55%	236 55%	203 52%	298 78%	330 76%						
Wireless - Ph1	34 10%	29 8%	133 31%	126 33%	30 8%	52 12%						
TOTAL	351	269	429	387	384	433	0	0	0	0	0	0
Abandoned 911 Calls	37	26		45	44	53						
911 Text Sessions	0	0		3	1	0						

June





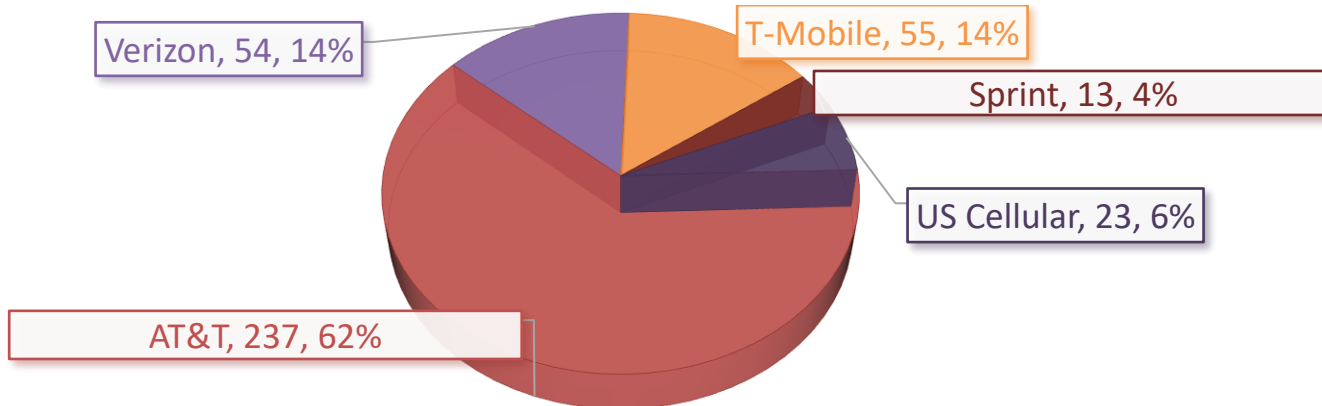
Moniteau County Emergency Dispatch

Monthly Report - Cellular 911 Calls



	January	February	March	April	May	June	July	August	September	October	November	December
AT&T				197	60%	221	67%	237	62%			
Verizon				74	22%	27	8%	54	14%			
T-Mobile				30	9%	45	14%	55	14%			
Sprint				10	3%	14	4%	13	3%			
US Cellular				18	5%	22	7%	23	6%			
TOTAL	0	0	0	329		329		382		0	0	0
Of the above Total Cellular 911 Calls this table represents the amount which are Abandoned / Hang-up Calls												
AT&T				24		26		28				
Verizon				9		4		8				
T-Mobile				1		5		6				
Sprint						1		1				
US Cellular				4		5		4				
TOTAL	0	0	0	38		41		47		0	0	0
Of the above Cellular 911 Abandoned / Hang-up Calls, this table represents how many of these came from Disconnected Phone (no active cellular plan / no SIM card)												
AT&T				2		2		2				
Verizon								1				
T-Mobile								2				
Sprint												
US Cellular				2								
TOTAL	0	0	0	4		2		5		0	0	0

June



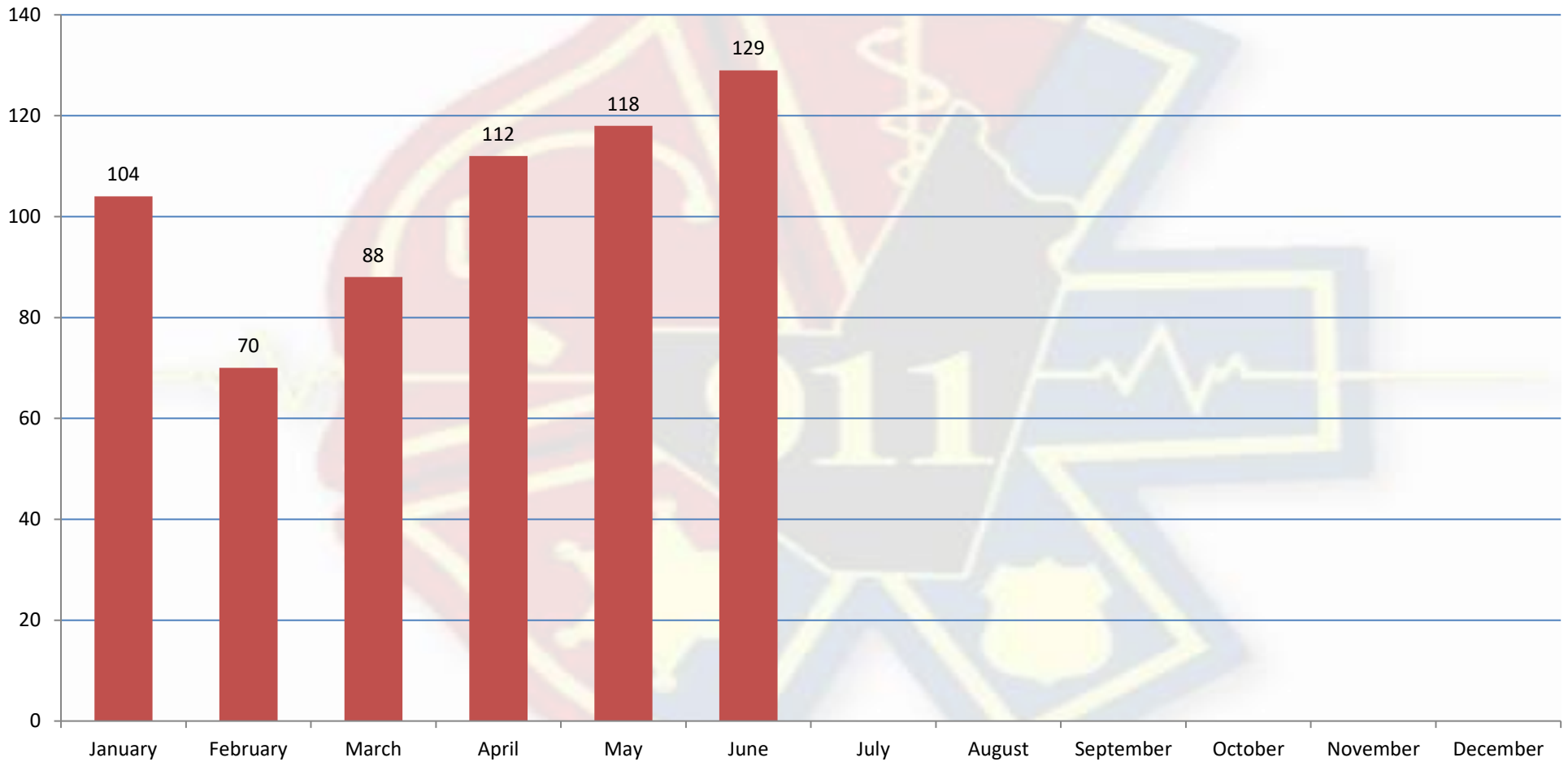


Moniteau County Emergency Dispatch

Monthly Report - 911 Hang-Up Calls



	January	February	March	April	May	June	July	August	September	October	November	December
SOUNDS OF DISTRESS		1	1		1							
Requiring Response to investigate	8	8	6	10	7	12						
Resolved by Dispatch	96	61	81	102	110	117						
TOTAL	104	70	88	112	118	129						



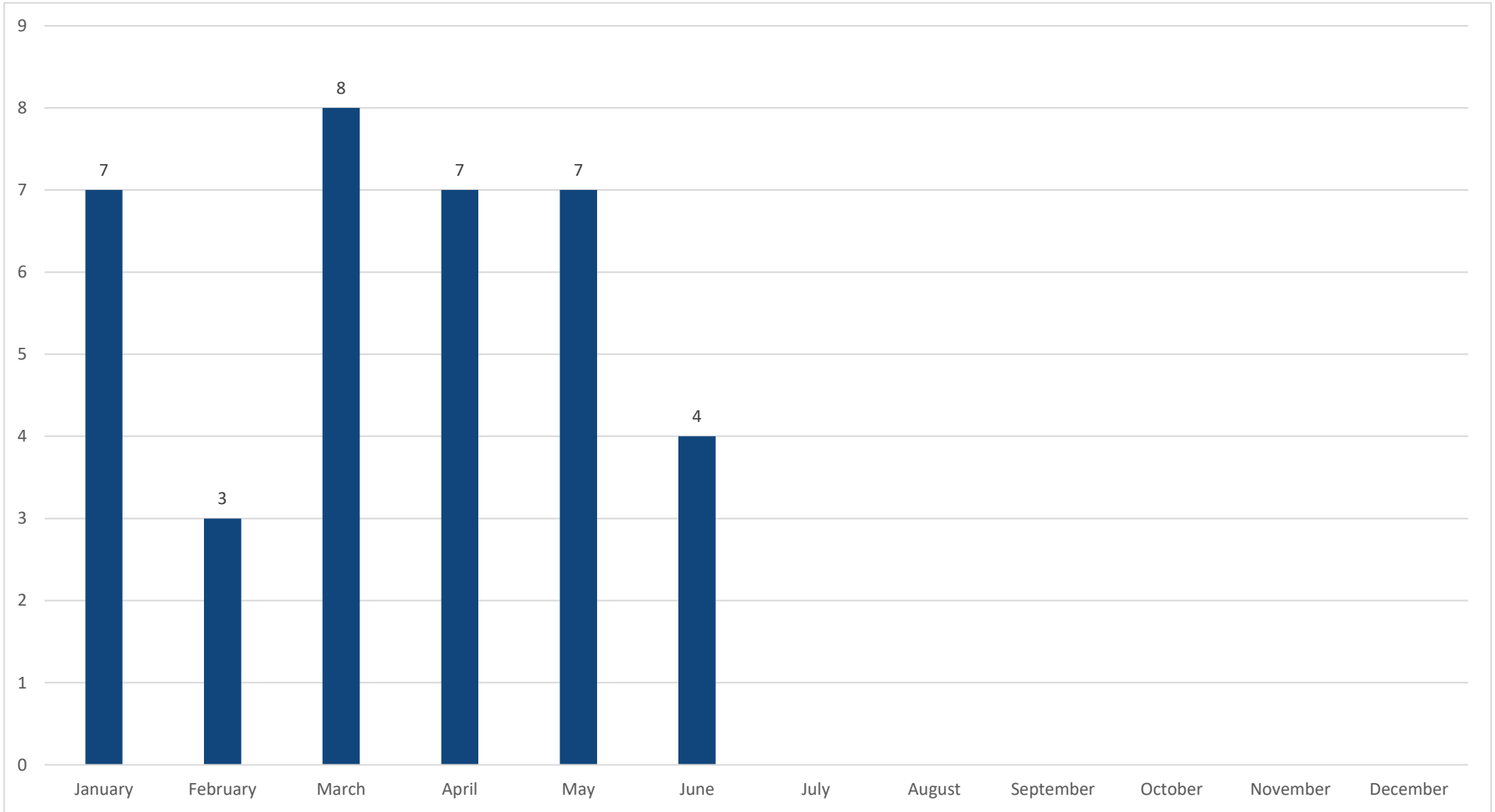


Moniteau County Emergency Dispatch

Monthly Report - Addressing



	January	February	March	April	May	June	July	August	September	October	November	December
New Addresses Assigned	7	3	8	7	7	4						
Previous Year	6	8	3	9	5	3	9	1	8	7	4	6



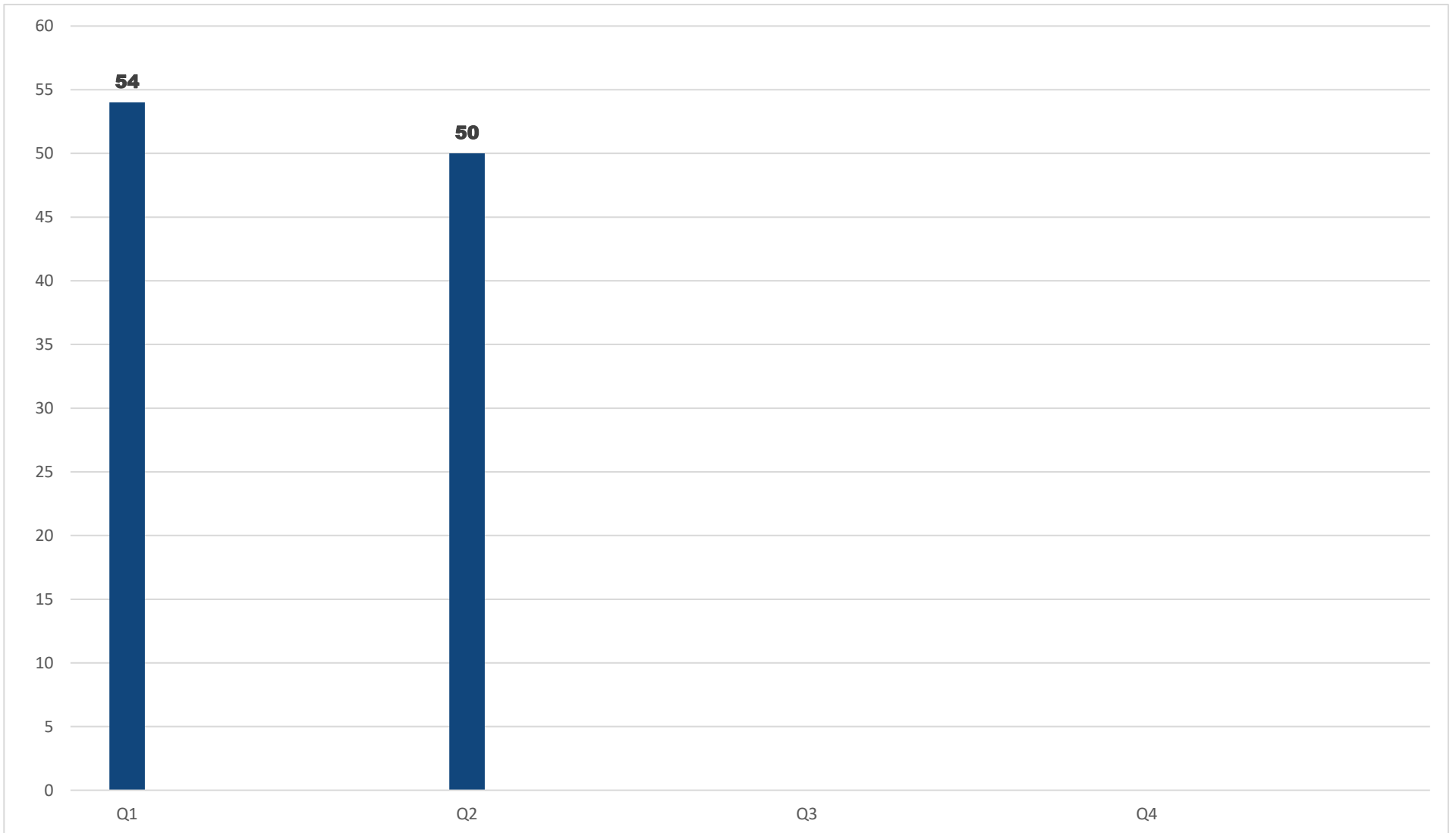


Moniteau County Emergency Dispatch

Monthly Report - Replaced Missing Road Signs

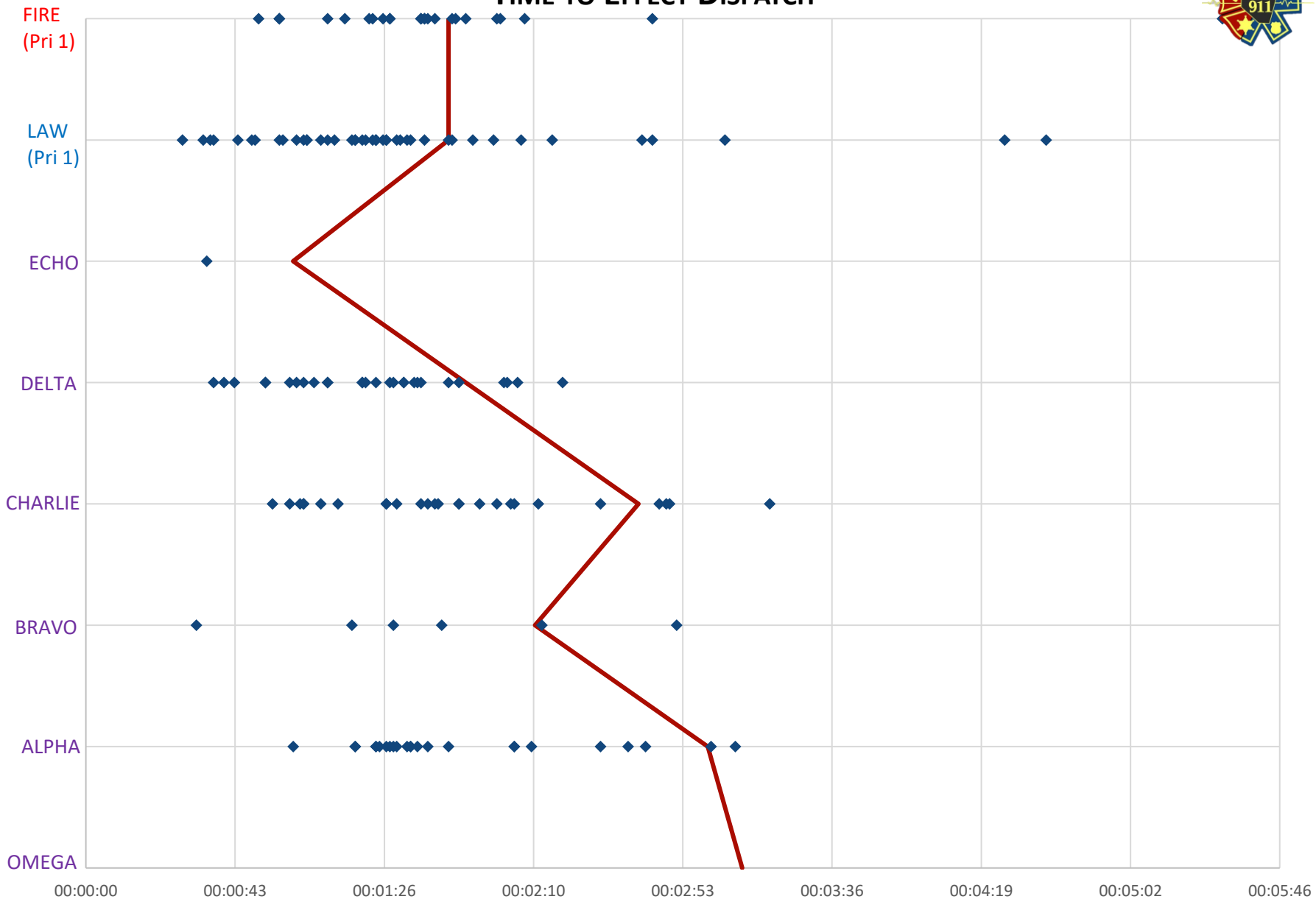


	Q1	Q2	Q3	Q4
Road Signs Replaced	54	50	66	63
Previous Year	-	-	66	63





TIME TO EFFECT DISPATCH





Moniteau County Emergency Dispatch

Monthly Report - Quality Assurance



	January	February	March	April	May	June	July	August	September	October	November	December
Average Score Call-Taking/ Dispatching	95.98%	93.09%	95.87%	96.28%	96.02%	96.66%	0.00%	0.00%	0.00%	0.00%	0.00%	0.00%
High Compliance (100%)	36 35%	47 35%	93 46%	66 44%	89 54%	88 52%						
Compliant (90%-99%)	47 45%	31 23%	48 24%	35 23%	40 24%	44 26%						
Partial Compliance (80%-89%)	7 7%	31 23%	48 24%	30 20%	20 12%	17 10%						
Low Compliance (75%-80%)	3 3%	8 6%	2 1%	4 3%	1 1%	4 2%						
Non-Compliant (<75%)	11 11%	16 12%	12 6%	16 11%	14 9%	15 9%						
Total Assessments	104	133	203	151	164	168	0	0	0	0	0	0
Call Taking	92.77%	90.56%	95.19%	95.63%	94.86%	95.26%						
LAW	20	26	36	24	32	45						
FIRE	8	14	18	9	14	7						
EMS	41	49	59	65	74	70						
Dispatching	99.19%	95.62%	96.55%	96.93%	97.18%	98.06%						
LAW	15	17	21	8	24	36						
FIRE / EMS	20	14	68	45	20	10						
Warrant	99.76%	99.68%	99.67%	99.69%	99.54%	99.58%						
Entry <small>*Not included in above table*</small>	38	19	36	32	24	19						

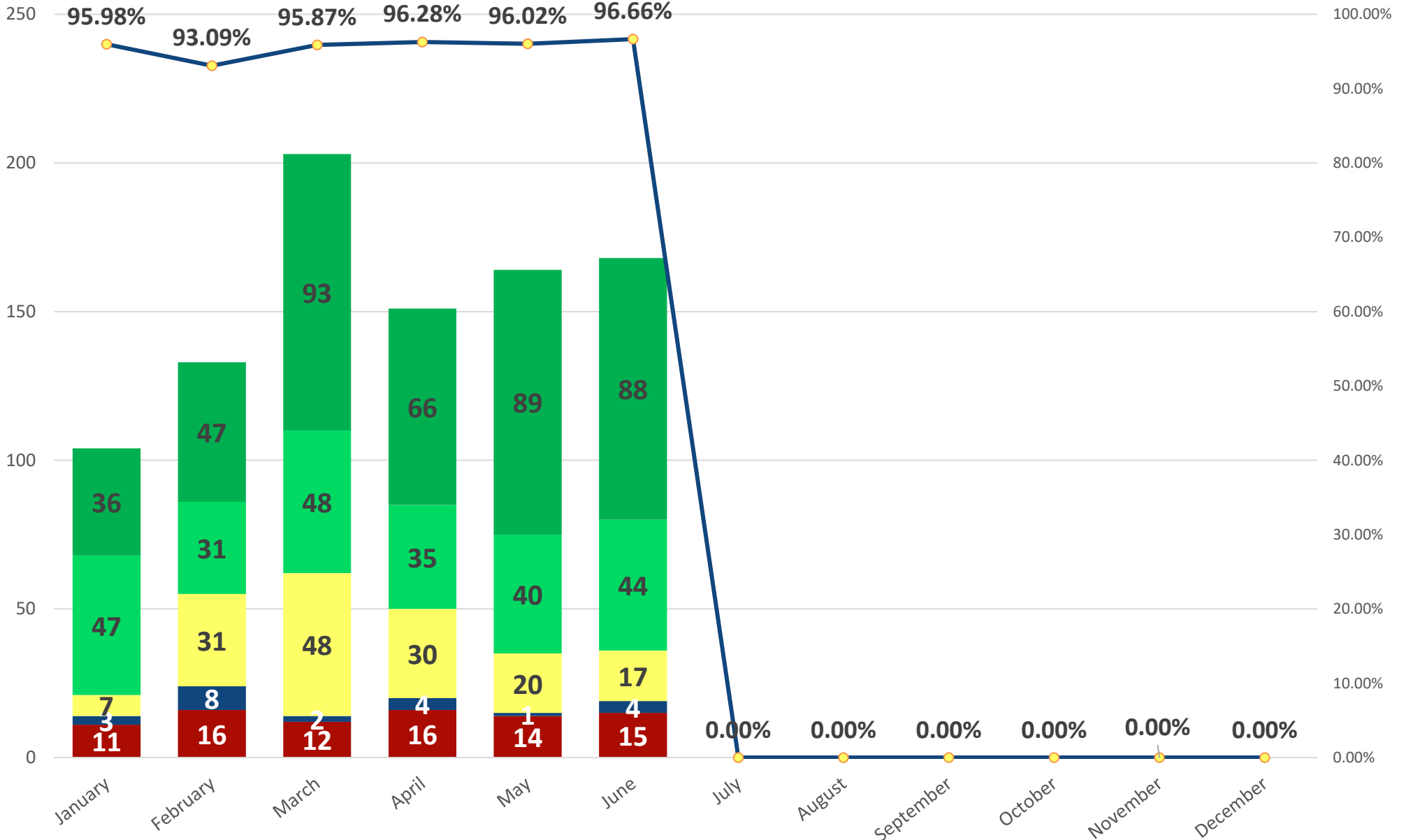


Moniteau County Emergency Dispatch

Monthly Report - Quality Assurance

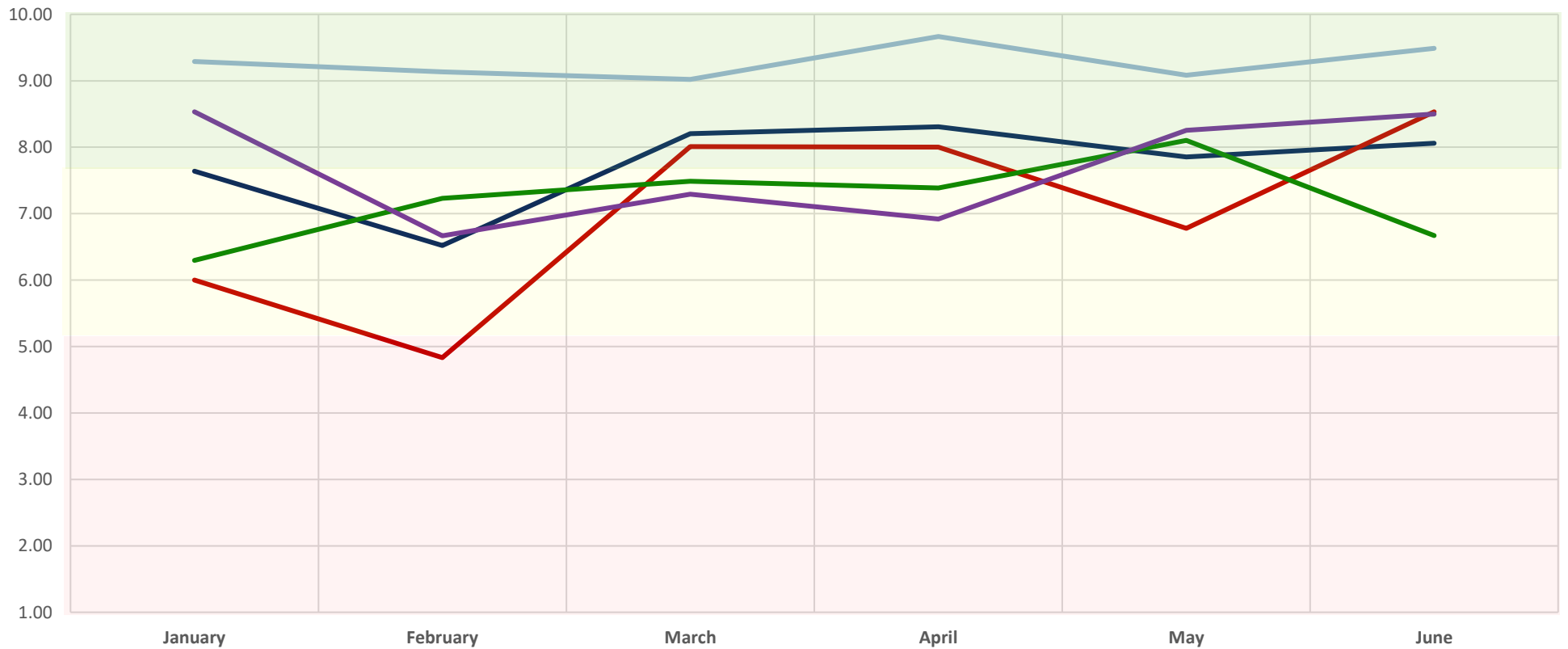


■ High Compliance (100%)
 ■ Compliant (90%-99%)
 ■ Partial Compliance (80%-89%)
 ■ Low Compliance (75%-80%)
 ■ Non-Compliant (<75%)
 ● Average Score Call-Taking/ Dispatching



Non-Compliant (<75%)					Low Compliance (75%-79%)			Partial Compliance (80%-89%)			Compliant (90%-99%)			High Compliance (100%)		
1	2	3	4	5.1	5.2	6	6.4	6.5	7	7.69	7.7	8	8.4	8.5	9	10

	January	February	March	April	May	June	July	August	September	October	November	December
Law Calltaking	7.64	6.52	8.20	8.31	7.85	8.06						
Law Dispatching	9.29	9.13	9.02	9.67	9.08	9.49						
Fire Calltaking	6.00	4.83	8.01	8.00	6.78	8.53						
EMS Calltaking	6.30	7.23	7.49	7.39	8.10	6.67						
Fire/EMS Calltaking	8.53	6.67	7.29	6.92	8.25	8.50						



— Law Calltaking
 — Law Dispatching
 — Fire Calltaking
— EMS Calltaking
 — Fire/EMS Calltaking

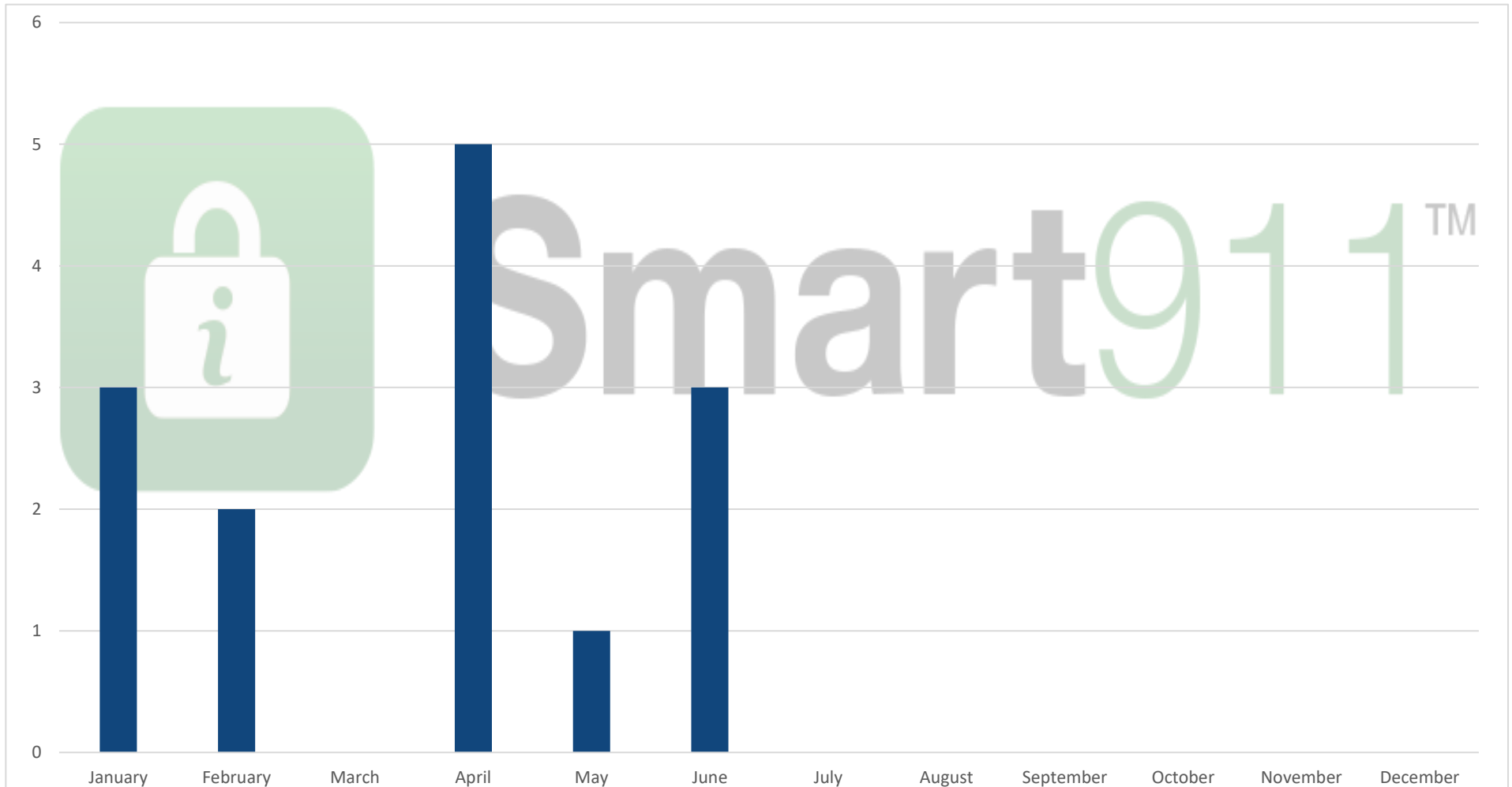


Moniteau County Emergency Dispatch

Monthly Report - Smart911 Profiles Created



	January	February	March	April	May	June	July	August	September	October	November	December
Moniteau County Smart911 Profiles Created	3	2	0	5	1	3						
Previous Year	5	6	16	2	5	1	8	1	3	4	1	1





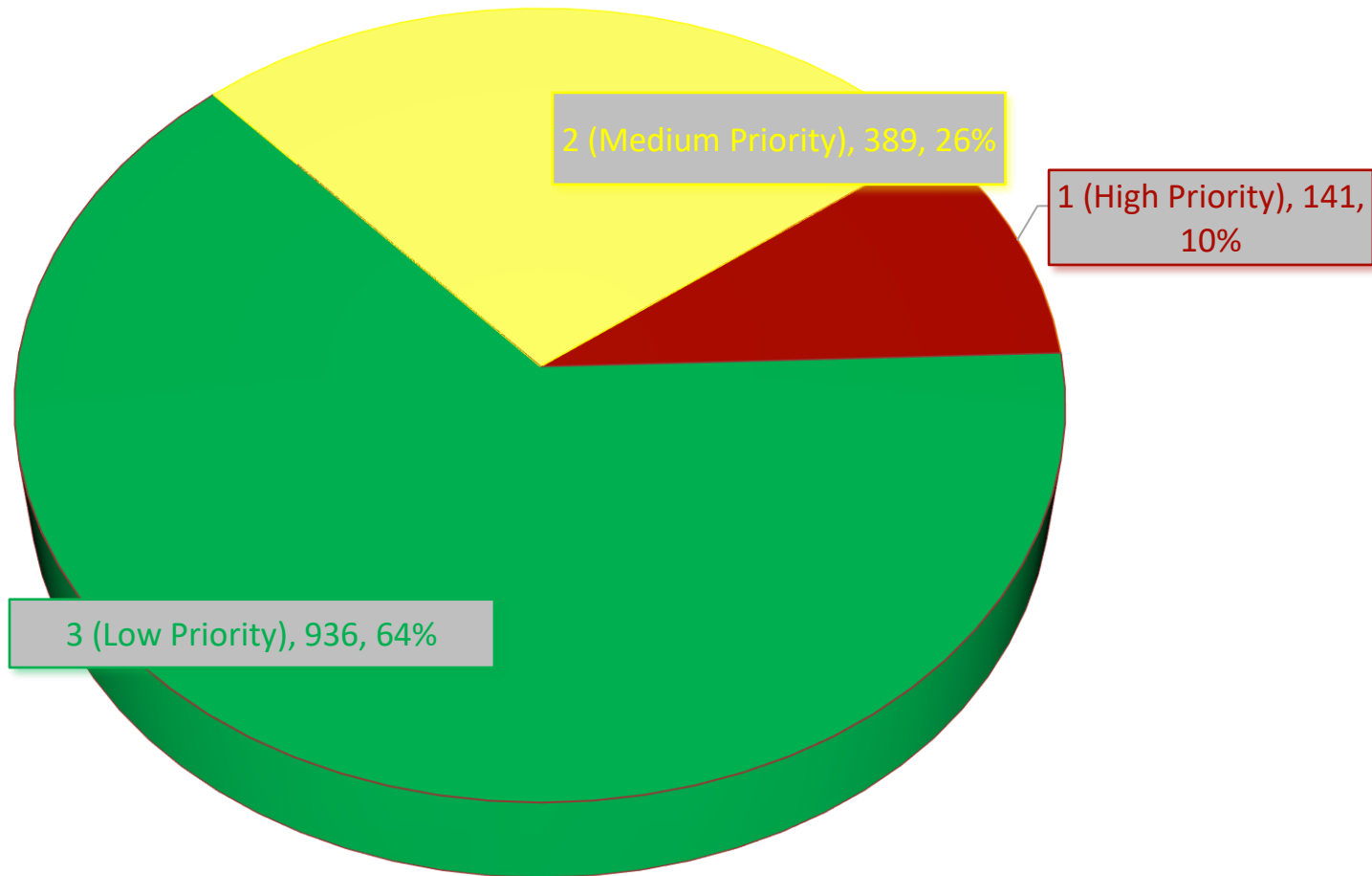
Moniteau County Emergency Dispatch

Monthly Report - Calls for Service Priority



	January	February	March	April	May	June	July	August	September	October	November	December
3 (Low Priority)	723	712	802	827	833	936						
2 (Medium Priority)	436	260	375	353	386	389						
1 (High Priority)	97	112	145	122	146	141						

June



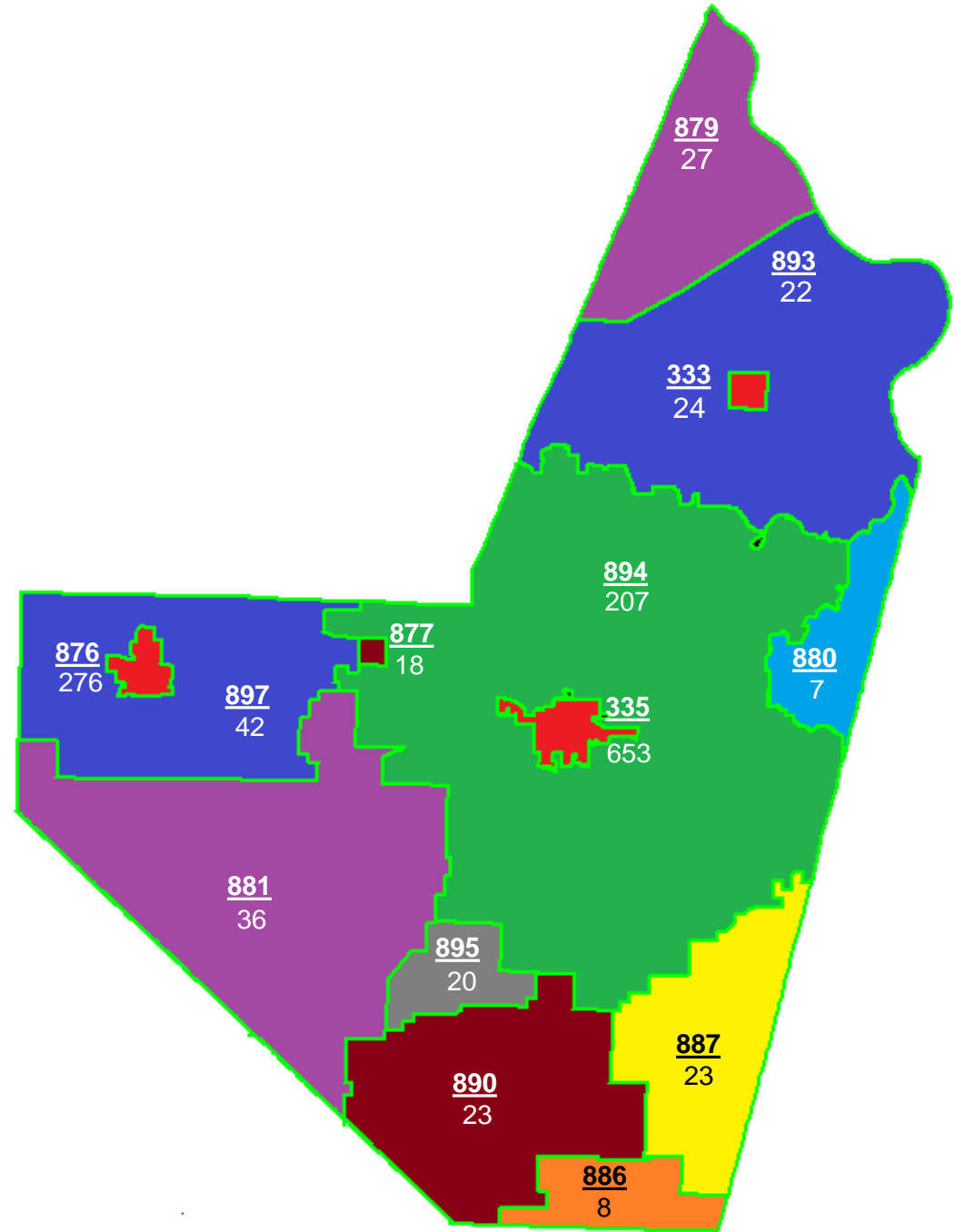


Moniteau County Emergency Dispatch

Monthly Report - Calls for Service by Emergency Service Zone



Emergency Service Zone #	Total Calls for Service
333	24
335	653
876	276
877	18
879	27
880	7
881	36
886	8
887	23
890	23
893	22
894	207
895	20
897	42
Address Overrides	80
Total Calls for Service	1466





Moniteau County Emergency Dispatch

Monthly Report - Dispositions



	BUILDING SECURE/NO ASSIST OTHER AGENCY ADVISED	DECEASED/NO STATUS CHANGE	DISREGARDED	EMS TRANSPORTED	FIRE - MITIGATED/RESOLVED	FALSE ALARM	HANDLED BY DISPATCH	HANDLED BY OFFICER	NO ACTION	NO CONTACT	NO RESPONSE	PATIENT REFUSED	REFERRED TO ANOTHER AGENCY	REPORT TAKEN	SUMMONS ISSUED	UNFOUNDED	WARNING	
Moniteau County Sheriffs Office	52	1	2	12	31		2		6	214	24	69			32	17	20	147
California Police Department	28	204		2					1	160	20	8			32	9	13	42
Tipton Police Department	24	21		2			2		1	118	8	10			17	6	7	10
Jamestown Police Dept	1															2		10
California City Fire Department	1			4			3	17			1							
Tipton Fire Department			1	5			1	14				4						1
California Rural FPD	1			5				7			1							
Jamestown Rural FPD	1							5										
Fortuna FPD	1			6			1	7				1	2					1
Moreau FPD			1					2										
MidMO Ambulance	2		5	23		77								20				1
Moniteau 911							1	1		83	5	2	1		7			



Moniteau County Emergency Dispatch

Monthly Report - Assist other Agency



	Moniteau County Sheriffs Office	California Police Department	Tipton Police Department	Jamestown Police Dept	California City Fire Department	Tipton Fire Department	California Rural FPD	Jamestown Rural FPD	Fortuna FPD	Moreau FPD
Moniteau County Sheriffs Office			24	11						
California Police Department										
Tipton Police Department										
Jamestown Police Dept										
California City Fire Department							4			
Tipton Fire Department							1		2	
California Rural FPD										
Jamestown Rural FPD							1			
Fortuna FPD								8		
Moreau FPD										



Moniteau County Emergency Dispatch

Monthly Report - CAD Event Totals



	January	February	March	April	May	June	July	August	September	October	November	December	YTD Total
Moniteau County Sheriffs Office	529	386	534	534	489	629							3101
California Police Department	481	474	492	508	563	519							3037
Tipton Police Department	128	140	194	174	214	226							1076
Jamestown Police Dept	6	10	15	16	16	13							76
California Fire Department	28	27	37	34	39	26							191
Tipton Fire Department	15	26	22	20	28	26							137
California Rural Fire District	16	19	37	24	22	14							132
Jamestown Rural Fire District	7	6	12	5	8	6							44
Fortuna Fire District	13	24	27	13	20	19							116
Moreau Fire District	1	3	6	3	2	3							18
MidMO 10	75	76	103	65	89	84							492
MidMO 20	61	36	43	42	46	38							266
MidMO 30 / 31	4	9	10	6	10	6							45



Moniteau County Emergency Dispatch

Monthly Report - Call Type Totals - Moniteau County Sheriffs Office



Call Type	Total
TRAFFIC STOP	183
PAPER SERVICE	83
FOLLOW UP	83
STRANDED MOTORIST	19
VEHICLE CHECK	17
ASSIST CITIZEN	15
DRIVING VIOLATION	15
WARRANT SERVICE	14
TRAFFIC HAZARD - LIVESTOCK IN/AROUND ROADWAY	12
THEFT - NOT IN PROGRESS	11
CHECK WELL BEING - PEDESTRIAN	10
SUSPICIOUS ACTIVITY - VEHICLE	10
ANIMAL COMPLAINT	9
CHECK WELL BEING -	7
TRAFFIC HAZARD -	7
TRAFFIC CRASH - NO INJURIES	6
DOMESTIC - PHYSICAL	6
DOMESTIC - VERBAL	6
HARASSMENT/THREAT - IN PROGRESS	5
TRAFFIC STOP	4
COMPLIANCE CHECK	4
ASSIST OTHER AGENCY - LAW AGENCY	4
ABANDONED VEHICLE	4
ALARM - FIRE	3
SUSPICIOUS ACTIVITY - PERSON	3
CIVIL STANDBY	3
HARASSMENT/THREAT - NOT IN PROGRESS	3
INVESTIGATION	3
SEXUAL OFFENSE - NOT IN PROGRESS	3
MISCELLANEOUS ADMIN DUTY	2
TOWED/REPOSSESSED	2
THEFT - FRAUD/FORGERY	2
BURGLARY - NOT IN PROGRESS	2
ASSIST OTHER AGENCY - DFS	2
TRAFFIC CRASH - HIT & RUN	2
CHILD CUSTODY	2
WEAPONS OFFENSE	2
CIVIL ISSUE	2
DISTURBANCE - NUISANCE	2
MOVE SUBJECTS ON	2
EXTRA PATROL	2
DRUG ACTIVITY	2
ALARM - RESIDENCE	2
DISTURBANCE - VERBAL	2
VEHICLE CHECK	2
UNCONTROLLABLE JUVENILE	2
ALARM - BUSINESS	2
SUSPICIOUS ACTIVITY -	2

Call Type	Total
STRUCTURE FIRE -	2
SUICIDAL PERSON	2
911 HANG UP/OPEN LINE -	2
PROPERTY DAMAGE - IN PROGRESS	1
NATURAL COVER FIRE -	1
TRAFFIC CRASH - UNKNOWN INJURIES	1
PURSUIT	1
UNKNOWN PROBLEM	1
ASSIST CITIZEN	1
TRAFFIC CRASH - INJURIES	1
SICK PERSON VOMITING	1
MISSING PERSON - JUVENILE	1
BACK PAIN SUSPECT AORTIC ANEURYSM	1
UNCONTROLLABLE JUVENILE	1
FALL NOT DANGEROUS BODY AREA	1
POSSIBLE DECEASED PERSON OBVIOUS DEATH	1
FALL NOT DANGEROUS BODY AREA WITH DEFORMITY	1
ASSAULT - IN PROGRESS	1
BUILDING CHECK -	1
MISCELLANEOUS ADMIN DUTY	1
BURGLARY - IN PROGRESS	1
CARDIAC / RESPIRATORY ARREST NOT BREATHING	1
DECEASED PERSON / FOUND BODY	1
ASSIST OTHER AGENCY -	1
HEMORRHAGE POSSIBLY DANGEROUS	1
TRESPASSING - IN PROGRESS	1
THEFT - IN PROGRESS	1
ORDINANCE VIOLATION - FIREWORKS	1
THEFT - JUST OCCURED	1
ASSAULT - NOT IN PROGRESS	1
BURGLARY - JUST OCCURED	1
VEHICLE FIRE -	1
THEFT - OF MOTOR VEHICLE	1
PROPERTY DAMAGE - JUST OCCURED	1
LACERATION NOT DANGEROUS HEMORRHAGE	1
LOST/FOUND PROPERTY	1



Moniteau County Emergency Dispatch

Monthly Report - Call Type Totals - California Police Department



Call Type	Total
BUILDING CHECK -	190
ORDINANCE VIOLATION -	46
TRAFFIC STOP	35
FOLLOW UP	28
ASSIST CITIZEN	21
VEHICLE CHECK	13
BUILDING CHECK - OPEN BUSINESS	13
ANIMAL COMPLAINT	10
CHECK WELL BEING - PEDESTRIAN	10
DRIVING VIOLATION	8
911 HANG UP/OPEN LINE -	8
THEFT - NOT IN PROGRESS	7
HARASSMENT/THREAT - IN PROGRESS	6
HARASSMENT/THREAT - NOT IN PROGRESS	6
CHECK WELL BEING -	5
DOMESTIC - VERBAL	5
TRAFFIC HAZARD -	4
SUSPICIOUS ACTIVITY - VEHICLE	4
ESCORT	4
ASSIST OTHER AGENCY -	4
ALARM - FIRE	3
EXTRA PATROL	3
PROWLER	3
DOMESTIC - PHYSICAL	3
THEFT - GAS DRIVE OFF	3
LOST/FOUND PROPERTY	3
TRAFFIC CRASH - NO INJURIES	3
ORDINANCE VIOLATION - FIREWORKS	3
DISTURBANCE - VERBAL	3
WARRANT SERVICE	3
LOCK OUT	3
CHILD CUSTODY	2
ABANDONED VEHICLE	2
TRESPASSING - NOT IN PROGRESS	2
SUICIDAL PERSON	2
MISCELLANEOUS ADMIN DUTY	2
SUSPICIOUS ACTIVITY - PERSON	2
PROPERTY DAMAGE - NOT IN PROGRESS	2
INVESTIGATION	2
UTILITIES - CALIFORNIA	2
FALL POSSIBLY DANGEROUS BODY AREA	2
ASSAULT - NOT IN PROGRESS	2
MOVE SUBJECTS ON	2

Call Type	Total
ASSAULT - IN PROGRESS	1
HEMORRHAGE ABNORMAL BREATHING	1
DISTURBANCE - NUISANCE	1
ALARM - BUSINESS	1
CHEST PAIN BREATHING NORMALLY	1
CIVIL ISSUE	1
SUSPICIOUS ACTIVITY -	1
OVERDOSE/POISONING(INGESTION) ABNORMAL BREATHING	1
ALLERGIC REACTION/BITE/STING DIFF SPEAKING	1
PAPER SERVICE	1
DOMESTIC - NOT IN PROGRESS	1
PREGNANCY/CHILDBIRTH 3RD TRIMESTER HEMORRHAGE	1
BACK PAIN SUSPECT AORTIC ANEURYSM	1
PROPERTY DAMAGE - JUST OCCURED	1
MISSING PERSON -	1
CIVIL STANDBY	1
DIABETIC PROBLEMS NOT ALERT	1
DECEASED PERSON / FOUND BODY	1
THEFT - FRAUD/FORGERY	1
PURSUIT	1
THEFT - IN PROGRESS	1
RAILROAD	1
TRAFFIC CRASH - HIT & RUN	1
SEIZURES/CONVULSIONS CONTINUOUS OR MULTIPLE SEIZURES	1
WEAPONS OFFENSE	1
SICK PERSON NO PRIORITY SYMPTOMS	1
TRAUMATIC INJURIES POSSIBLY DANGEROUS BODY AREA	1
SICK PERSON NOT ALERT	1
UNCONTROLLABLE JUVENILE	1
STRUCTURE FIRE -	1
ASSIST OTHER AGENCY - DFS	1
FALL SERIOUS HEMORRHAGE	1
ASSIST OTHER AGENCY - LAW AGENCY	1
SUSPICIOUS ACTIVITY -	1
LIFT ASSIST NO REPORTED INJURIES	1



Moniteau County Emergency Dispatch

Monthly Report - Call Type Totals - Tipton Police Department



Call Type	Total
FOLLOW UP	25
TRAFFIC STOP	25
VEHICLE CHECK	19
ASSIST CITIZEN	18
ANIMAL COMPLAINT	17
BUILDING CHECK -	15
DRIVING VIOLATION	9
ALARM - BUSINESS	7
CHECK WELL BEING -	6
ALARM - FIRE	5
LOCK OUT	4
WARRANT SERVICE	4
CIVIL ISSUE	3
LOST/FOUND PROPERTY	3
DOMESTIC - PHYSICAL	3
HARASSMENT/THREAT - IN PROGRESS	2
BURGLARY - NOT IN PROGRESS	2
CHEST PAIN CLAMMY / COLD SWEATS	2
CIVIL STANDBY	2
BREATHING PROBLEMS DIFFICULTY SPEAKING	2
DISTURBANCE - NUISANCE	2
HARASSMENT/THREAT - NOT IN PROGRESS	2
SUSPICIOUS ACTIVITY -	2
MOVE SUBJECTS ON	2
THEFT - JUST OCCURED	2
TRAFFIC CRASH - HIT & RUN	2
THEFT - NOT IN PROGRESS	2
DOMESTIC - VERBAL	2
TRAFFIC CRASH - NO INJURIES	2
ASSIST OTHER AGENCY - LAW AGENCY	2
BURGLARY - IN PROGRESS	2

Call Type	Total
VEHICLE FIRE -	1
UNCONSCIOUS / FAINTING	1
BUILDING CHECK - OPEN DOOR/WINDOW	1
FALL NOT ALERT	1
CARDIAC / RESPIRATORY ARREST NOT BREATHING	1
FALL NOT DANGEROUS BODY AREA	1
TRAFFIC CRASH - UNKNOWN INJURIES	1
VEHICLE CHECK	1
TRESPASSING - IN PROGRESS	1
BURGLARY - JUST OCCURED	1
UTILITIES - TIPTON	1
PURSUIT	1
CHILD CUSTODY	1
SICK PERSON NO PRIORITY SYMPTOMS	1
WEAPONS OFFENSE	1
STRANDED MOTORIST	1
TRAFFIC HAZARD -	1
STRUCTURE FIRE -	1
TRAFFIC STOP	1
SUICIDAL PERSON	1
TRESPASSING - NOT IN PROGRESS	1
ANIMAL BITES/ATTACKS	1
UNCONSCIOUS / FAINTING (NEAR) ALRT	1
ABNRML BRTHNG	1
SUSPICIOUS ACTIVITY - PERSON	1
911 HANG UP/OPEN LINE - ABANDON CALL	1
SUSPICIOUS ACTIVITY - VEHICLE	1
ORDINANCE VIOLATION -	1
PROPERTY DAMAGE - NOT IN PROGRESS	1
INVESTIGATION	1
911 HANG UP/OPEN LINE -	1
LIFT ASSIST NO REPORTED INJURIES	1



Moniteau County Emergency Dispatch

Monthly Report - Call Type Totals - Jamestown Police Department



Call Type	Total
TRAFFIC STOP	12
FOLLOW UP	1

Call Type	Total
-----------	-------



Moniteau County Emergency Dispatch

Monthly Report - Call Type Totals - California Fire Department



Call Type	Total
ALARM - FIRE	6
STRUCTURE FIRE -	2
FALL POSSIBLY DANGEROUS BODY AREA	2
LIFT ASSIST NO REPORTED INJURIES	1
SICK PERSON NOT ALERT	1
PREGNANCY/CHILDBIRTH 3RD TRIMESTER HEMORRHAGE	1
CHEST PAIN BREATHING NORMALLY	1
CARDIAC / RESPIRATORY ARREST	1
INEFFECTIVE BREATHING	1
CHEST PAIN CLAMMY / COLD SWEATS	1
NATURAL COVER FIRE - STRUCTURES IN DANGER	1
FALL NOT DANGEROUS BODY AREA	1
SEIZURES/CONVULSIONS CONTINUOUS OR MULTIPLE SEIZURES	1
ALLERGIC REACTION/BITE/STING DIFF SPEAKING	1
SICK PERSON VOMITING	1
TRAUMATIC INJURIES POSSIBLY DANGEROUS BODY AREA	1
BREATHING PROBLEMS CLAMMY OR COLD SWEATS	1
VEHICLE FIRE -	1
FALL SERIOUS HEMORRHAGE	1
HEMORRHAGE ABNORMAL BREATHING	1

Call Type	Total
-----------	-------



Moniteau County Emergency Dispatch

Monthly Report - Call Type Totals - California Rural Fire Protection District



Call Type	Total
STRUCTURE FIRE -	2
PSYCHIATRIC NON-SUICIDAL AND ALERT	1
ALARM - FIRE	1
UNCONSCIOUS / FAINTING (NEAR) FAINTING EPISODE(S)	1
CHEST PAIN HEART ATTACK/ANGINA HISTORY	1
NATURAL COVER FIRE - STRUCTURES IN DANGER	1
HEART PROBLEMS CLAMMY OR COLD SWEATS	1
BREATHING PROBLEMS DIFFICULTY SPEAKING	1
SICK PERSON VOMITING	1
LACERATION NOT DANGEROUS HEMORRHAGE	1
VEHICLE FIRE -	1
LIFT ASSIST NO REPORTED INJURIES	1
NATURAL COVER FIRE -	1

Call Type	Total
-----------	-------



Moniteau County Emergency Dispatch

Monthly Report - Call Type Totals - Jamestown Rural Fire Protection District



Call Type	Total
FALL NOT DANGEROUS BODY AREA WITH DEFORMITY	1
TRAFFIC CRASH - NO INJURIES	1
STRUCTURE FIRE -	1
CHOKING PARTIAL OBSTRUCTION	1
ALARM - MEDICAL	1
FALL NOT DANGEROUS BODY AREA	1
CHEST PAIN ABNORMAL BREATHING	1
FALL NOT DANGEROUS BODY AREA	1

Call Type	Total
-----------	-------



Moniteau County Emergency Dispatch

Monthly Report - Call Type Totals - Tipton Fire Department



Call Type	Total
ALARM - FIRE	5
CHEST PAIN CLAMMY / COLD SWEATS	4
TRAFFIC CRASH - UNKNOWN INJURIES	4
BREATHING PROBLEMS DIFFICULTY SPEAKING	3
STRUCTURE FIRE -	2
TRAFFIC CRASH - INJURIES	1
SEIZURES/CONVULSIONS	1
CARDIAC / RESPIRATORY ARREST NOT BREATHING	1
UNCONSCIOUS / FAINTING	1
FALL NOT DANGEROUS BODY AREA	1
VEHICLE FIRE -	1
GAS ODOR/LEAK - CARBON MONOXIDE	1
LIFT ASSIST NO REPORTED INJURIES	1

Call Type	Total
-----------	-------



Moniteau County Emergency Dispatch

Monthly Report - Call Type Totals - Fortuna Fire District



Call Type	Total
ALARM - FIRE	4
TRAFFIC CRASH - UNKNOWN INJURIES	4
CHEST PAIN CLAMMY / COLD SWEATS	1
STROKE NOT ALERT	1
BREATHING PROBLEMS	1
CHEST PAIN NOT ALERT	1
STRUCTURE FIRE -	1
TRAFFIC CRASH - INJURIES	1
TRANSFER	1
GAS ODOR/LEAK - CARBON MONOXIDE	1
VEHICLE FIRE -	1
MEDICAL EMERGENCY	1
MUTUAL AID	1

Call Type	Total
-----------	-------



Moniteau County Emergency Dispatch

Monthly Report - Call Type Totals - Moreau Fire Protection District



Call Type	Total
HEMORRHAGE ABNORMAL BREATHING	1
POSSIBLE DECEASED PERSON OBVIOUS DEATH	1
HEMORRHAGE POSSIBLY DANGEROUS	1

Call Type	Total
-----------	-------



Moniteau County Emergency Dispatch

Monthly Report - Call Type Totals - Mid-MO Ambulance



Call Type	Total
EMRG PT TRX FACILITY/CLINIC NOT ALERT (ACUTE CHANGE)	7
CHEST PAIN CLAMMY / COLD SWEATS	6
STRUCTURE FIRE -	5
SICK PERSON NO PRIORITY SYMPTOMS	4
MEDICAL EMERGENCY	4
LIFT ASSIST NO REPORTED INJURIES	4
BREATHING PROBLEMS DIFFICULTY SPEAKING	4
TRAFFIC CRASH - UNKNOWN INJURIES	4
EMRG PT TRX FACILITY/CLINIC	3
THEFT - IN PROGRESS	3
UNCONSCIOUS / FAINTING	3
FALL NOT DANGEROUS BODY AREA	3
EMRG PT TRX FACILITY/CLINIC SEVERE PAIN	2
STROKE NOT ALERT	2
SICK PERSON ALTERED LEVEL OF CONSCIOUSNESS	2
ALARM - FIRE	2
SUICIDAL PERSON	2
FALL POSSIBLY DANGEROUS BODY AREA	2
SEIZURES/CONVULSIONS	2
UNCONSCIOUS / FAINTING (NEAR) ALRT ABNRML BRTHNG	2
DOMESTIC - PHYSICAL	2
ABDOMINAL PAIN/PROBLEMS	2
CARDIAC / RESPIRATORY ARREST NOT BREATHING	2
HEMORRHAGE ABNORMAL BREATHING	2
CHECK WELL BEING -	2
CHEST PAIN HEART ATTACK/ANGINA HISTORY	2
FALL NOT ALERT	2
CHOKING PARTIAL OBSTRUCTION	2
UNCONSCIOUS / FAINTING (NEAR) FAINTING EPISODE(S)	2
ALARM - MEDICAL	1
SICK PERSON	1
TRAUMATIC INJURIES NOT DANGEROUS BODY AREA	1
CHEST PAIN BREATHING NORMALLY	1
SICK PERSON NOT ALERT	1
BACK PAIN SUSPECT AORTIC ANEURYSM	1
EMRG PT TRX FACILITY/CLINIC POSSIBLE MI	1
FALL NOT DANGEROUS BODY AREA WITH DEFORMITY	1
SEIZURES/CONVULSIONS CONTINUOUS OR MULTIPLE SEIZURES	1

Call Type	Total
CHEST PAIN DIFFICULTY SPEAKING	1
SICK PERSON GENERAL WEAKNESS	1
FALL SERIOUS HEMORRHAGE	1
SICK PERSON VOMITING	1
BREATHING PROBLEMS CLAMMY OR COLD SWEATS	1
EMRG PT TRX FACILITY/CLINIC ABNORMAL BREATHING	1
CHEST PAIN NOT ALERT	1
TRAFFIC CRASH - NO INJURIES	1
HEART PROBLEMS CLAMMY OR COLD SWEATS	1
FALL LONG FALL	1
ABDOMINAL PAIN/PROBLEMS MALE PAIN ABOVE NAVEL>35	1
SEIZURES/CONVULSIONS NOT SEIZING NOW BREATHING VERIFIED	1
HEMORRHAGE POSSIBLY DANGEROUS	1
CARDIAC / RESPIRATORY ARREST INEFFECTIVE BREATHING	1
LACERATION NOT DANGEROUS HEMORRHAGE	1
DOMESTIC - VERBAL	1
DECEASED PERSON / FOUND BODY	1
SICK PERSON OTHER PAIN (NON-OMEGA-LEVEL)	1
DIABETIC PROBLEMS ALERT & BEHAVING NORMALLY	1
STRANDED MOTORIST	1
MUTUAL AID	1
STROKE SUDDEN WEAKNESS OR NUMBNESS (ONE SIDE)	1
OVERDOSE/POISONING(INGESTION) ABNORMAL BREATHING	1
ALLERGIC REACTION/BITE/STING DIFF SPEAKING	1
POSSIBLE DECEASED PERSON OBVIOUS DEATH	1
TRAFFIC CRASH - INJURIES	1
PREGNANCY/CHILDBIRTH 3RD TRIMESTER HEMORRHAGE	1
CHEST PAIN	1
PSYCHIATRIC NON-SUICIDAL AND ALERT	1
TRAUMATIC INJURIES POSSIBLY DANGEROUS BODY AREA	1
DIABETIC PROBLEMS NOT ALERT	1
FALL NON-RECENT NO PRIORITY SYM	1
SEIZURES/CONVULSIONS	1
HARASSMENT/THREAT - IN PROGRESS	1
HEART PROBLEMS CARDIAC HISTORY	1



Moniteau County Emergency Dispatch

Monthly Report - EMS Status Zeros (No Ambulances Available)



Day	Date	Start Time	End Time	Total Time
Thursday	06/10/2021	12:25:42	12:46:09	0:20:27
Thursday	06/10/2021	12:58:16	13:16:17	0:18:01
Friday	06/11/2021	13:28:26	13:38:02	0:09:36
Wednesday	06/16/2021	15:56:43	17:33:07	1:36:24
Tuesday	06/22/2021	11:54:32	12:29:18	0:34:46
Tuesday	06/22/2021	12:53:35	13:00:08	0:06:33
Tuesday	06/22/2021	15:30:46	15:34:51	0:04:05
Tuesday	06/22/2021	16:56:21	17:08:22	0:12:01
Wednesday	06/23/2021	11:59:24	12:07:46	0:08:22
Wednesday	06/23/2021	12:46:20	13:48:26	1:02:06
Wednesday	06/23/2021	18:44:57	18:58:23	0:13:26
Wednesday	06/23/2021	19:19:06	19:27:29	0:08:23
Total	12			4:54:10

Month	Total Occurrences	Total Time
January		
February		
March		
April		
May		
June	12	4:54:10
July		
August		
September		
October		
November		
December		
Yearly Total	12	4:54:10

