


# Northern District Fair Beef Record Book Senior (15-18)



Project Year \_\_\_\_\_

Place Beginning Project Picture Here

Place Ending Project Picture Here

Name: \_\_\_\_\_

Number of years in the Project: \_\_\_\_\_

Fair Age as of January 1, of the current year: \_\_\_\_\_

4-H Club: \_\_\_\_\_

4-H Leader: \_\_\_\_\_

Record Started: \_\_\_\_\_ Record Closed: \_\_\_\_\_  
Month/Day/Year Month/Day/Year

**\*\*RECORD BOOKS ARE DUE BY NOON THURSDAY OF FAIR WEEK\*\***

# WHY KEEP RECORDS?

This record is a part of your Market Livestock Project and must be entered for judging at the Northern District Fair. Failure to do so will result in losing 10% of your money you earned in the livestock auction.

Good records will:

- Help you learn about animals, their rate of growth, the feed they require, the cost of the feed and their habits.
- Help you plan future projects.
- Let you know if you made or lost money and how much.
- Improve your management practices.
- Give you a record of your project activities.

Keep this record as part of your Personal Records. This information is helpful for you to plan future year's market projects, as well as if you ever apply for awards or a scholarship.

Remember – Records are no better than what YOU put into them!

Exhibitor Signature: \_\_\_\_\_

Leader Signature: \_\_\_\_\_

Objectives:

For exhibitors:

- Experience the obligation and responsibility required in a livestock enterprise.
- Experience and cope with the “values” and “attitudes” of responsibility, in a relatively unsupervised environment. Supervision will be a periodic basis.
- Contribute to the family table with meat, or to experience the marketing process and system, through sale of the product.
- Experience competition through showing the animal at local area organization sponsored shows the fair and state-wide shows.



## My Market Beef Project Animal

Ear Tag Number: \_\_\_\_\_

Breed: \_\_\_\_\_

Purchased ( P ) or Raised ( R ) Price Value	Beginning Weight (A)  Date: _____  Method: _____ (tape, scale, or estimate)	Finished Weight (B)	Amount of Gain (Gain=B-A)
Ex: P \$600.00	Ex: A=500 lbs 12/01/11 Scale	Ex: B=1200 lbs	Ex: 1200-500= 700 lbs

For Price Value, use either the purchase price or the market value of the animals at the time of your weight measurements.

### Your Market beef Project Break Even Price

4-H animals are sold by the pound at our Livestock Auction. Find out what bid price (per pound) you need to get at the Livestock Sale to break even on your 4-H Market beef Project.

Expenses on Market Animal: \_\_\_\_\_ (pg 5)

Purchase Price of Animal: (P or R) + \_\_\_\_\_ (written above)

TOTAL PROJECT EXPENSES: \$ \_\_\_\_\_ = TPE

Finished Weight of Animal: \_\_\_\_\_ = FW

Break Even Price (BEP) = TPE/FW = \_\_\_\_\_ cost per pound

Current Market Value (CMV) = \_\_\_\_\_ per pound

(Total Project Expense (TPE) divided by your Finished Weight (FW), equals your (BEP), cost per pound to raise your market animal)

Example: TPE = \$1300.00 FW = 1200 lbs Calculate  $\$1300 / 1200 = \$1.08$  cost per lb

## My Project Feed Record and Expenses

In this section, you will calculate your cost to feed your project animal. Record by months and the amounts of feed purchased, weighted out, of fed during each month. Brand names do not matter but content cost do. Home grown feed should be listed according to fair market value. This report should be for the animal you are planning to take to fair.

Feed Type	Dec.	Jan.	Feb.	March	April	May	June	July	Aug.	Total
Grain: <i>Pounds used</i> <i>Cost of Feed (per lb)</i> <i>Monthly Cost</i>										
Concentrate: <i>Pounds used</i> <i>Cost of Feed (per lb)</i> <i>Monthly Cost</i>										
Minerals: <i>Pounds used</i> <i>Cost of Feed (per lb)</i> <i>Monthly Cost</i>										
Hay <i>Pounds used</i> <i>Cost of Feed (per lb)</i> <i>Monthly Cost</i>										
<b>MONTHLY FEED TOTAL</b> Find the sum of your monthly costs										<b>TOTAL FEED COST</b>

Write the information from the feed tag or the "recipe" mixture that you use: \_\_\_\_\_

---

Did the feed/mixture change during the project? Why and how did it change? \_\_\_\_\_

---


## My Project Expenses

In this section, you will calculate your cost to prepare your market project for the fair and auction.

Expense Items	Dec.	Jan.	Feb.	March	April	May	June	July	Aug.	Project Totals (S)
Monthly Feed Total (P. 4)										
Veterinary Charge: Medications										
Bedding										
Fitting & Showing Supplies										
Trucking										
Marketing of Animal** (Sale Commission) (FW x market price x 0.05)										
Fair Picture & Miscellaneous										
Monthly Totals										

\*\*Finished Weight (FW) x market price (at auction) x 0.05 Commission rate  
 Example: 1200 lbs x 1.30 x 0.05 = \$78.00

**Total Expenses**



## My Market Animal Project

Why did you select this project? \_\_\_\_\_

\_\_\_\_\_

What Breed or type of project animal did you select and why? \_\_\_\_\_

\_\_\_\_\_

\_\_\_\_\_

Where did you get your project animals? Reasons for selecting that breeder, farm or business? \_\_\_\_\_

\_\_\_\_\_

\_\_\_\_\_

What factors did you consider when selecting your project (breed, age, price, disposition)?

\_\_\_\_\_

\_\_\_\_\_

How many and what kinds of animals did you care for? (Examples: 2 steer, 1 goat)

\_\_\_\_\_

What type of housing did you provide your animals? \_\_\_\_\_

\_\_\_\_\_

List three things you have learned in your project this year.

a. \_\_\_\_\_

b. \_\_\_\_\_

c. \_\_\_\_\_

Who has influenced you the most this year in this project and why? \_\_\_\_\_

\_\_\_\_\_

What percent protein should you feed your beef? \_\_\_\_\_

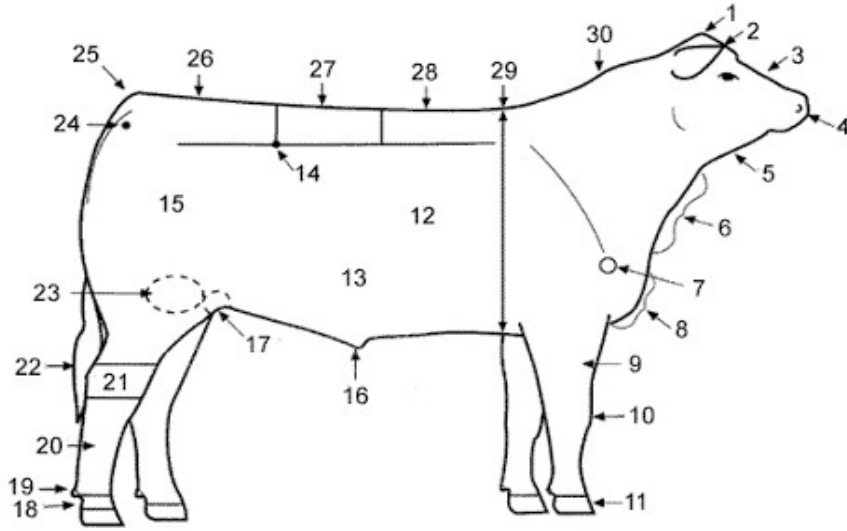
List 3 potential buyers you contacted about the Livestock sale for this project:

\_\_\_\_\_

\_\_\_\_\_

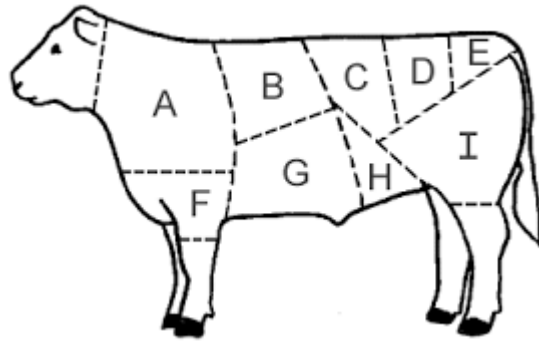
\_\_\_\_\_

## Parts of a Beef



Back	Crest	Face	Hoof	Muzzle	Point of Shoulder	Rib	Tail Head
Belly	Dew Claw	Forearm	Hook	Sheath	Poll	Rump	Throat
Brisket	Dewlap	Heart Girth	Knee	Pastern	Quarter	Stifle Joint	
Cannon Bone	Ear	Hock	Loin	Pin	Rear Flank	Switch	

## Beef Cut Identification



A.	D.	G.
B.	E.	H.
C.	F.	I.





## **Project Pictures**

Include at least one picture from the START of your project and one from the END of your project. You may attach ONE additional page for pictures if you want.

Page	Description	Point Possible	Your Points
<b>Front</b>	<b>Cover Sheet</b>	<b>5</b>	
	All Information is neat and complete; Youth and Adult signatures are complete		
<b>2</b>	<b>Why Keep Records</b>	<b>5</b>	
	Youth and Adult signatures are complete		
<b>3</b>	<b>Market Beef Project Animal</b>	<b>10</b>	
	Record is neat and complete		
<b>4</b>	<b>Feed Record and Expenses</b>	<b>10</b>	
	Record is neat and complete		
<b>5</b>	<b>Project expenses</b>	<b>10</b>	
	All questions answered neatly and completely with totals		
<b>6</b>	<b>Market Animal Questions</b>	<b>10</b>	
	All questions answered neatly and completely with totals		
<b>7</b>	<b>Parts of a Beef</b>	<b>10</b>	
	All questions answered neatly and completely with totals		
<b>7</b>	<b>Beef Cut Identification</b>	<b>10</b>	
	All questions answered neatly and completely		
<b>8</b>	<b>Project Story</b>	<b>10</b>	
	Answers to questions are neat, correct, and written in complete sentences		
<b>9</b>	<b>Project Pictures</b>	<b>10</b>	
	Make sure pictures are secured		
<b>ALL</b>	<b>Quality</b>	<b>10</b>	
	Records are in appropriate order and in good condition, and answers are neatly written in ink in complete sentences.		
<b>TOTAL</b>		<b>100</b>	

Comments

---



---



---

**Total Points**

A – 90 -- 100

B – 70 -- 89

C – 60 -- 69

Record Book Judge: \_\_\_\_\_