



Northern District Fair Swine Record Book Senior (15-18)



Project Year _____

Place Beginning Project Picture Here

Place Ending Project Picture Here

Name: _____

Number of years in the Project: _____

Fair Age as of January 1, of the current year: _____

4-H Club: _____

4-H Leader: _____

Record Started: _____ Record Closed: _____
Month/Day/Year Month/Day/Year

****RECORDS BOOKS ARE DUE BY NOON THURSDAY OF FAIR WEEK****

WHY KEEP RECORDS?

Keeping records on your project can be interesting and fun – not dull or boring.

Good records will:

- Help you learn about animals, their rate of growth, the feed they require, the cost of the feed and their habits.
- Help you plan future projects.
- Let you know if you made or lost money and how much.
- Improve your management practices.
- Give you a record of your project activities.

Keep this record as part of your Personal Records. This information is helpful for you to plan future year's market projects, as well as if you ever apply for awards or a scholarship.

Remember – Records are no better than what YOU put into them!

I understand that this is a **completed** Swine Market Project Record Book as required.

Exhibitors Signature: _____

Leader's Signature: _____

Objectives for Members:

- Experience the obligation and responsibility required in a livestock enterprise.
- Experience and cope with the “values” and “attitudes” of responsibility, in a relatively unsupervised environment. Supervision will be a periodic basis.
- Contribute to the family table with meat, or to experience the marketing process and system, through sale of the product.
- Experience competition through showing the animal at local area organization sponsored shows the fair and state-wide shows.



My Market Swine Project Animal

Ear Tag Number: _____

Breed: _____

Purchased (P) or Raised (R) Price Value	Beginning Weight (A) Date: _____ Method: _____ (tape, scale, or estimate)	Finished Weight (B)	Amount of Gain (Gain=B-A)
Ex: P \$600.00	Ex: A=500 lbs 12/01/11 Scale	Ex: B=1200 lbs	Ex: 1200-500= 700 lbs

For Price Value, use either the purchase price or the market value of the animals at the time of your weight measurements.

Your Market Swine Project Break Even Price

4-H animals are sold by the pound at our Livestock Auction. Find out what bid price (per pound) you need to get at the Livestock Sale to break even on your 4-H Market Swine Project.

Expenses on Market Animal: _____ (pg 5)

Purchase Price of Animal: (P or R) + _____ (written above)

TOTAL PROJECT EXPENSES: \$ _____ = TPE

Finished Weight of Animal: _____ = FW

Break Even Price (BEP) = TPE/FW = _____ cost per pound

Current Market Value (CMV) = _____ per pound

(Total Project Expense (TPE) divided by your Finished Weight (FW), equals your (BEP), cost per pound to raise your market animal)

Example: TPE = \$1300.00 FW = 1200 lbs Calculate $\$1300 / 1200 = \1.08 cost per lb

My Project Feed Record and Expenses

In this section, you will calculate your cost to feed your project animal. Record by months and the amounts of feed purchased, weighted out, of fed during each month. Brand names do not matter but content cost do. Home grown feed should be listed according to fair market value. This report should be for the animal you are planning to take to fair.

Feed Type	April	May	June	July	August	Total
Grain: <i>Pounds used</i> <i>Cost of Feed (per lb)</i> <i>Monthly Cost</i>						
Concentrate: <i>Pounds used</i> <i>Cost of Feed (per lb)</i> <i>Monthly Cost</i>						
Minerals: <i>Pounds used</i> <i>Cost of Feed (per lb)</i> <i>Monthly Cost</i>						
Hay <i>Pounds used</i> <i>Cost of Feed (per lb)</i> <i>Monthly Cost</i>						
MONTHLY FEED TOTAL Find the sum of your monthly costs						TOTAL FEED COST

Write the information from the feed tag or the "receipe" mixture that you use: _____

Did the feed/mixture change during the project? Why and how did it change? _____

My Project Expenses


In this section, you will calculate your cost to prepare your market project for the fair and auction.

Expense Items	April	May	June	July	August	Project Totals (\$)
Monthly Feed Total (P. 4)						
Veterinary Charge: Medications						
Bedding						
Fitting & Showing Supplies						
Trucking (from fair unless paid someone to transport animal)		Leave Blank	Leave Blank	Leave Blank		
Marketing of Animal** (Sale Commission) (FW x market price x 0.05)	Leave Blank	Leave Blank	Leave Blank	Leave Blank		
Fair Picture & Miscellaneous						
Monthly Totals						

Total Expenses

**Finished Weight (FW) x market price (at auction) x 0.05 Commission rate

Example: 1200 lbs x 1.30 x 0.05 = \$78.00



My Market Animal Project

Why did you select this project? _____

What Breed or type of project animal did you select and why? _____

Where did you get your project animals? Reasons for selecting that breeder, farm or business? _____

What factors did you consider when selecting your project (breed, age, price, disposition)?

How many and what kinds of animals did you care for? (Examples: 2 crossed hogs, 1 steer)

What type of housing did you provide your animals? _____

List three things you have learned in your project this year.

a. _____

b. _____

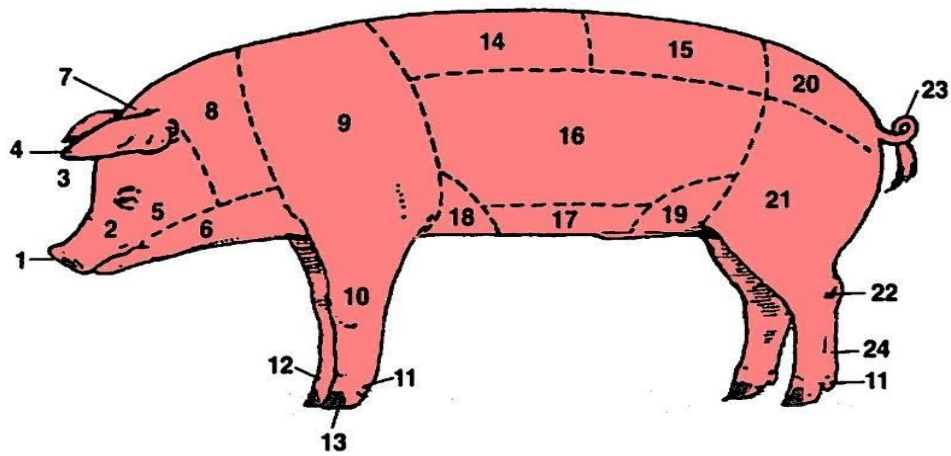
c. _____

What is the average rate of gain for a pig? _____

What percent protein should you feed your pig? _____


List 3 potential buyers you contacted about the Livestock sale for this project:

Parts of a Hog



Dew Claw	Ear	Eye	Cheek	Back	Belly
Pastern	Rear Flank	Rump	Shoulder	Loin	Neck
Fore Flank	Ham	Hock	Jowl	Poll	Toes
Tail	Face	Rear Leg	Foreleg	Side	Snout

Label the cuts of meat in each box



Project Pictures

Include at least one picture from the START of your project and one from the END of your project. You may attach ONE additional page for pictures if you want.

Page	Description	Point Possible	Your Points
Front	Cover Sheet	5	
	All Information is neat and complete; Youth and Adult signatures are complete		
2	Why Keep Records	5	
	Youth and Adult signatures are complete		
3	Market Swine Project Animal	10	
	Record is neat and complete		
4	Feed Record and Expenses	10	
	Record is neat and complete		
5	Project expenses	10	
	All questions answered neatly and completely with totals		
6	Market Animal Questions	10	
	All questions answered neatly and completely with totals		
7	Parts of a Hog	10	
	All questions answered neatly and completely with totals		
7	Label Cuts of Hog	10	
	All questions answered neatly and completely		
8	Project Story	10	
	Answers to questions are neat, correct, and written in complete sentences		
9	Project Pictures	10	
	Make sure pictures are secured		
ALL	Quality	10	
	Records are in appropriate order and in good condition, and answers are neatly written in ink in complete sentences.		
TOTAL		100	

Comments

Total Points

A – 90 -- 100

B – 70 -- 89

C – 60 -- 69

Record Book Judge: _____