

UNM Hospitals / Facilities Interior Sign Standards Version 1.0

Number of Sheets: 70

Owner: UNM Hospitals

Submitted Date: 5/15/2020

Submitted To: UNMH

Submitted Type: Digital Copy

Initial Review Date: 4/30/2019

Rev 1 Submitted Date:

Rev 1 Revised/New Sheets:

Rev 2 Submitted Date:

Rev 2 Revised/New Sheets:

Contents

Style Protocol 03

Aluminum Frame Sign System Specification	04
Typography Sign and Wayfinding Fonts	05
Typography ADA Compliant Font Tests	06
Typography ADA Compliant Font Tests	07
Typography ADA Compliant Font Tests	08
Symbols Standard Symbol Chartv	09
HSC Color Chart	10

Interior Signs 11

RS-P Room Sign for Patient Rooms	12
RS Room Sign with Updateable Field	13
RS-SL Room Sign with In Use/Available Slider	14
RS-L Room Sign with Updateable Field	15
SS Suite Sign	16
EE / EE-R Exit and Exit Route	17
RR Restroom	18
RR-S Staff Restroom	19
RR-L Locker Room	20
RR-AG All Gender Restroom	21
RR-AG All Gender Staff Restroom	22
ST Stair Door	23
EL-ID Elevator Identification - Vistors & Patients Only	24

ICOF In Case of Fire Elevator Bay	25
DH-U Document Holder - User Updateable	26
DH-L Document Holder - Large	27
DH-T Document Holder - User Updateable	28
PR Patient Righs	29
EVAC Evacuation Map Sign	30
FL Wayfinding Flag	31
FL Wayfinding Flag	32
FL Wayfinding Flag - Large	33
Bed-ID Patient Bed Identification	34
FL-Bed Flag Sign for Patient Bed ID, Wall Mounted	35
FL-Bed-C Flag Sign for Patient Bed ID, Ceiling Mounted	36
OD-S Overhead Directional - Small	37
OD-L Overhead Directional - Large	38
Directional Directional - Typical Layout	39
Directional Directional - Typical Layout	40
Wayfinding Map Typical Layout	41
Wayfinding Map Typical Layout	42
Wayfinding Map Standard Design Layout	43
VO Vinyl Graphic	44
VO Vinyl Main Entrance Graphics	45
VO Vinyl Main Entrance Graphics - Health Sciences	46
VO-Elevator Elevator Wayfinding Graphic	47

VO-Elevator Elevator Wayfinding Graphic	48
VO-Elevator Elevator Wayfinding Graphic	49
SW Stairwell Landing	50
L-ID Level Identification	51
Reception Logo Painted Finish	52
Reception Logo Brushed Finish	53
Reception Logo Painted Finish	54
Reception Logo Brushed Finish	55
Department Reception Logo Brushed or Painted Finish	56
Reception Logo Letter Visibility	57
Reception Logo Painted Finish	58

Installation Guide - Interior Signs 59

Installation Guide Rules for Door ID Placement	60
Installation Guide Door Signs	61
Installation Guide Exit and Restroom Signs	62
Installation Guide Stairwell and Stair Door Slgns	63
Installation Guide Suite Door and Flag Signs	64
Installation Guide Elevator Bay and Wayfinding Signs	65
Installation Guide Patient Beds	66

Protocol for Retrofitting Existing Signs 67

Retrofit Existing Signs Gathering Measurements	68
Retrofit Existing Signs Gathering Measurements	69

Protocol for Ordering Signs 70

03

Style Protocol

A. Sign Specifications

1. General Characteristics
 - a. Regulatory Compliance: All signs shall conform to the requirements of regulations list in section 1.3 and shall be designed to meet the stated requirements for color, contrast, letter height, install location and other characteristics required for accessibility and by local, state and federal regulations.
 - b. Base material or chassis: Curved aluminum sign frame
 - i. Extruded aluminum sign frame consisting of a convex curved face, side channels and (2) end caps such that the lens with tactile lettering/graphics, changeable insert and printed graphic insert are held and contained within the sign frame.
 - ii. Overall size and depth/curvature of sign frame as per approved shop drawings.
 - iii. Finishes for aluminum frame and end caps as per approved shop drawings
 - c. Lens or cover material: lens and covers shall be constructed using 0.125" (342-101) or 0.0625" (322-101) clear single-ply non-glare acrylic multi-polymer (Rowmark).
 - d. Changeable message insert will be fabricated from commonly available transparency media no less than 5 mil thick that is compatible with inkjet or laser printers such as 3M CG3710 or equivalent.
 - e. Printed graphic inserts: Printed inserts will be created using a satin-coated, tear-resistant, rigid PVC media with eco-solvent waterfast & UV stable inks.
 - i. Printed background inserts must be manufactured in color managed workflow with the following capacities:
 - i. All printing must be done using a profiled printer with transmissible ICC profile.
 - ii. All approved colors used in final design must have LAB values recorded and submitted to architect owner for future reference and duplication.
 - iii. Printing must be performed on calibrated printer such that future orders of insert can be reproduced within 5 Delta E of recorded LAB values.
 - f. Tactile Raised Lettering/Graphic method: Tactile lettering and symbols shall be formed using rotary engraving method and bonded to sign plaque using 3M Scotch 467HP adhesive. Text, numbers and symbols must have 1/32" return cut to 22 degree angle. Text, numbers and symbols must be constructed with materials having embedded coloration that is the final approved color for the signs. Products with painted or otherwise applied coloration method are not acceptable.
 - g. Braille Method: Braille must be constructed using the Edgerton Grade 2 Braille System using clear Raster beads.
 - h. Vinyl Graphics: As indicated on the shop drawings, signs may have text, graphics or decorative elements created using applied vinyl graphics film. Such graphics shall:
 - i. Be constructed on high performance cast vinyl graphic film products such as 3M Scotchcal or equal with a 5 year or greater warranty.
 - ii. Be cut from sufficiently large rolls of material to minimize seams or joining of material to create one sign.
 - iii. Have all lettering and graphics computer cut from professionally quality artwork. No hand cut vinyl film shall be installed.
 - iv. Be installed free of bubbles, wrinkles or other anomalies.
 - i. Other features:
 - i. Signs may be configured in one, two, or three sided configurations for various applications as wall mounted, suspended, flag mounted or free standing as per the approved shop drawings.
 - j. Installation method:
 - i. Wall mounted signs: signs shall be mounted using double-sided vinyl foam tape (1/16" thickness), silicon adhesive or mechanical anchors as per the approved shop drawings.
 - ii. Flag mount hardware: provide custom mounting bracket for flag mounted signs as indicated on shop drawings.
 - iii. Wall mount hardware: provide custom mounting hardware for wall mounted signs as indicated on shop drawings.
 - iv. Suspended mount hardware: provide custom mounting hardware for ceiling suspended mounted signs as indicated on shop drawings.
 - v. Free standing hardware: provide base plate and floor fasteners (optional) for free standing signs as indicated on the shop drawings.
 - vi. Cubicle mounted hardware: provide removable mounting method for mounting sign at cubicles, workstations or systems furniture partitions as indicated on the shop drawings.
 - vii. Work surface hardware: provide angle bottom flange or stand to allow signs to be displayed in a vertical (slightly angled) fashion when placed on transaction counters, desks, etc. as indicated on the shop drawings.
 - viii. Sidelight mounted signs: Shall be mounted on top of first surface applied opaque vinyl graphic film (2 mil thickness) using double-sided vinyl foam tape (1/16" thickness), per the approved shop drawings.



DIRECTIONAL FONT

Gotham Medium
ABCDEFGHIJKLMNOPQRSTUVWXYZ
abcdefghijklmnopqrstuvwxyz
123456789

ADA / TACTILE TEXT FONT

Gotham Book
ABCDEFGHIJKLMNOPQRSTUVWXYZ
abcdefghijklmnopqrstuvwxyz
123456789

DESTINATION FOR WAYFINDING MAPS FONT

Vitesse Book
ABCDEFGHIJKLMNOPQRSTUVWXYZ
abcdefghijklmnopqrstuvwxyz
123456789

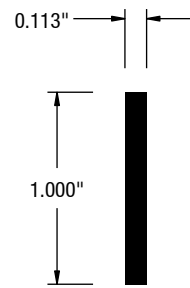
USER UPDATEABLE TRANSPARENCY TEXT FONT

Arial
ABCDEFGHIJKLMNOPQRSTUVWXYZ
abcdefghijklmnopqrstuvwxyz
123456789


***Passes all tests for tactile and visual specifications**



1 **GOTHAM BOOK**
SCALE: 1:1



2 **STROKE THICKNESS**
SCALE: 1:1



3 **CHARACTER PROPORTIONS**
SCALE: 1:1

Gotham Medium Font Title: Gotham Book Font File: Gotham-Book.ott Font Foundry: Hoefler & Frere-Jones				Tactile Specifications			Visual Specifications								
<p>Passed ADA Compliant Raised Characters Passed ADA Visual Characters</p>				703.2.4 Character Proportions Characters shall be selected from fonts where the width of the uppercase letter "O" is 55 percent minimum and 110 percent maximum of the height of the uppercase letter "I".			703.2.6 Stroke Thickness Stroke thickness of the uppercase letter "I" shall be 15 percent maximum of the height of the character.			703.5.4 Character Proportions Characters shall be selected from fonts where the width of the uppercase letter "O" is 55 percent minimum and 110 percent maximum of the height of the uppercase letter "I".			703.5.7 Stroke Thickness. Stroke thickness of the uppercase letter "I" shall be 10 percent minimum and 30 percent maximum of the height of the character.		
				Compliant Range Width of "O" is			Compliant Range Width of "I" is			Compliant Range Width of "O" is			Compliant Range Width of "I" is		
Font Name	Test Height of "I"	Raised Characters Compliant	Visual Characters Compliant	MIN Inches (55%)	MAX Inches (110%)	PASS	MAX Inches (15%)	PASS	MIN Inches (55%)	MAX Inches (110%)	PASS	MIN Inches (10%)	MAX Inches (30%)	PASS	
Gotham Booka	1"	YES	YES	1.024"	0.55"	1.1"	0.113"	0.15"	1.024"	0.55"	1.1"	0.113"	0.1"	0.3"	

DRAWING <No intersecting link>

CLIENT / PROJECT
Client: UNM Hospitals Interior Standards
Project: UNMH Wayfinding 2018:UNMH Interior Sign Standards

PACKAGE Q:\UNMH\Standards\Interior\Renderings, Submittals & PDFs\Submittals\UNMH_Interior Sign Standards_20200313

SUBMITTAL DATE
5/15/2020
Sign Package Modification Date: October 19, 2020 1:25 PM

APPROVAL REQUIRED FOR PRODUCTION

SIGNATURE / DATE

DRAWING REVISED DATE
00/00/0000

SHEET TITLE
Typography
ADA Compliant Font Tests

SHEET

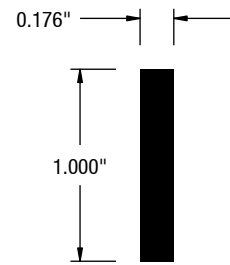
06

***Passes all tests for visual specifications**


Does not pass all tactile specifications (do not use for tactile text on ADA compliant signs)



1 GOTHAM MEDIUM
SCALE: 1:1



2 STROKE THICKNESS
SCALE: 1:1



3 CHARACTER PROPORTIONS
SCALE: 1:1

Gotham Medium				Tactile Specifications				Visual Specifications						
Font Title: Gotham Medium Font File: Gotham-Medium.otf Font Foundry: Hoefler & Frere-Jones				703.2.4 Character Proportions				703.2.6 Stroke Thickness						
Failed ADA Compliant Raised Characters Passed ADA Visual Characters				Characters shall be selected from fonts where the width of the uppercase letter "O" is 55 percent minimum and 110 percent maximum of the height of the uppercase letter "I".				Characters shall be selected from fonts where the width of the uppercase letter "I" shall be 15 percent maximum of the height of the character.						
				Compliant Range				Compliant Range						
Font Name	Test Height of "I"	Raised Characters Compliant	Visual Characters Compliant	Width of "O" is	MIN Inches (55%)	MAX Inches (110%)	Result	Width of "I" is	MAX Inches (15%)	Result	Width of "O" is	MIN Inches (55%)	MAX Inches (110%)	Result
Gotham Medium	1"	YES	YES	1.048"	0.55"	1.1"	PASS	0.176"	0.15"	FAIL	1.048"	0.55"	1.1"	PASS

DRAWING <No intersecting link>

CLIENT / PROJECT
Client: UNM Hospitals Interior Standards
Project: UNMH Wayfinding 2018:UNMH Interior Sign Standards

PACKAGE Q:\UNMH\Standards\Interior\Renderings, Submittals & PDFs\Submittals\UNMH_Interior Sign Standards_20200313

SUBMITTAL DATE
5/15/2020
Sign Package Modification Date: October 19, 2020 1:25 PM

APPROVAL REQUIRED FOR PRODUCTION

SIGNATURE / DATE

DRAWING REVISED DATE
00/00/0000

SHEET TITLE
Typography
ADA Compliant Font Tests

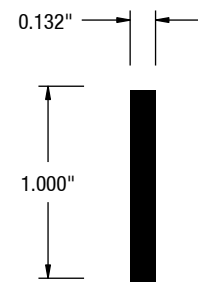
SHEET

07


***Passes all tests for tactile and visual specifications**



1 **ARIAL**
SCALE: 1:1



2 **STROKE THICKNESS**
SCALE: 1:1



3 **CHARACTER PROPORTIONS**
SCALE: 1:1

Arial				Tactile Specifications				Visual Specifications							
Font Title: Arial Font File: Arial.ttf Font Foundry: Microsoft				703.2.4 Character Proportions				703.2.6 Stroke Thickness							
Passed ADA Compliant Raised Characters Passed ADA Visual Characters				Characters shall be selected from fonts where the width of the uppercase letter "O" is 55 percent minimum and 110 percent maximum of the height of the uppercase letter "I".				Characters shall be selected from fonts where the width of the uppercase letter "O" is 55 percent minimum and 110 percent maximum of the height of the uppercase letter "I".							
				Compliant Range				Compliant Range							
				Compliant Range				Compliant Range							
Font Name	Test Height of "I"	Raised Characters Compliant	Visual Characters Compliant	Width of "O" is	MIN Inches (55%)	MAX Inches (110%)	Width of "I" is	MAX Inches (15%)	Width of "O" is	MIN Inches (55%)	MAX Inches (110%)	Width of "I" is	MIN Inches (10%)	MAX Inches (30%)	
Arial	1"	YES	YES	0.956"	0.55"	1.1"	0.132"	0.15"	0.956"	0.55"	1.1"	0.132"	0.1"	0.3"	
				PASS				PASS				PASS			

DRAWING <No intersecting link>

CLIENT / PROJECT
Client: UNM Hospitals Interior Standards
Project: UNMH Wayfinding 2018:UNMH Interior Sign Standards

PACKAGE Q:\UNMH\Standards\Interior\Renderings, Submittals & PDFs\Submittals\UNMH_Interior Sign Standards_20200313

SUBMITTAL DATE
5/15/2020
Sign Package Modification Date: October 19, 2020 1:25 PM

APPROVAL REQUIRED FOR PRODUCTION

SIGNATURE / DATE

DRAWING REVISED DATE
00/00/0000

SHEET TITLE
Typography
ADA Compliant Font Tests

SHEET

08




Parking Garage



Information Desk



Vending Machine



Arrow



ISA Symbol



Figure 703.7.2.1
International Symbol
of Accessibility

*Note: 703.7.2.1
International Symbol of
Accessibility. The
International Symbol of
Accessibility shall comply
with Figure 703.7.2.1.*



Cafe



Chapel



Elevators



Emergency



Food



Gift Shop



Medical Records



Pharmacy



Radiology



Restrooms



Women's Health

HSC COLOR PALETTE

PRIMARY BRAND COLORS



TURQUIOSE
 PMS 321 C
 C 100, M 15, Y 40, K 0
 R:0 G:122 B:134
 HEX:007a86

CHERRY
 PMS 200 C
 C 20, M 100, Y 75, K 0
 R:186 G:12 B:47
 HEX:ba0c2f

SECONDARY BRAND COLORS



DEEP DUSK
 PMS 7656 C
 C 45, M 95, Y 5, K 0
 R:138 G:56 B:124
 HEX:8a387c
 VINYL: 3M Dark Violet 98 (Gerber 220-98)

LOBO GRAY
 PMS Cool Gray 10 C
 C 75, M 65, Y 55, K 0
 R:99 G:102 B:106
 HEX:#63666a
 VINYL: 3M Dark Gray 41 (Gerber 220-41)

SILVER
 PMS Cool Gray 6 C
 C 40, M 28, Y 25, K 0
 R:167 G:168 B:170
 HEX:a7a8aa

WHITE
 PMS Cool Gray 6 C
 C 0, M 0, Y 0, K 0
 R:255 G:255 B:255
 HEX: ffffff

GREEN CHILE
 PMS 383 C
 C 37, M 14, Y 100, K 0
 R:168 G:170 B:25
 HEX:a8aa19



HIGH NOON
 PMS 7548 C
 C 0, M 17, Y 100, K 0
 R:255 G:198 B:0
 HEX:#ffc600

SANDIA SUNSET
 PMS 144 C
 C 0, M 50, Y 100, K 0
 R:237 G:139 B:0
 HEX:#ed8b00

TERRA
 PMS 7580 C
 C 15, M 85, Y 100, K 0
 R:192 G:81 B:49
 HEX:c05131

MESA
 PMS 7509 C
 C 12, M 38, Y 72, K 0
 R:214 G:164 B:97
 HEX:d6a461

DRAWING Q:\UNMH\Standards\Interior\Renderings, Submittals & PDFs\Pages\Color Palette.ai

CLIENT / PROJECT

Client: UNM Hospitals Interior Standards
 Project: UNMH Wayfinding 2018:UNMH Interior Sign Standards

PACKAGE Q:\UNMH\Standards\Interior\Renderings, Submittals & PDFs\Submittals\UNMH_Interior Sign Standards_20200313

SUBMITTAL DATE

5/15/2020
 Sign Package Modification Date: October 19, 2020 1:25 PM

APPROVAL REQUIRED FOR PRODUCTION

SIGNATURE / DATE

DRAWING REVISED DATE

00/00/0000

SHEET TITLE

HSC Color Chart

SHEET

10

11

Interior Signs

Patient Room

Sign Type: RS-P
Description: ADA Compliant Roomroom Sign

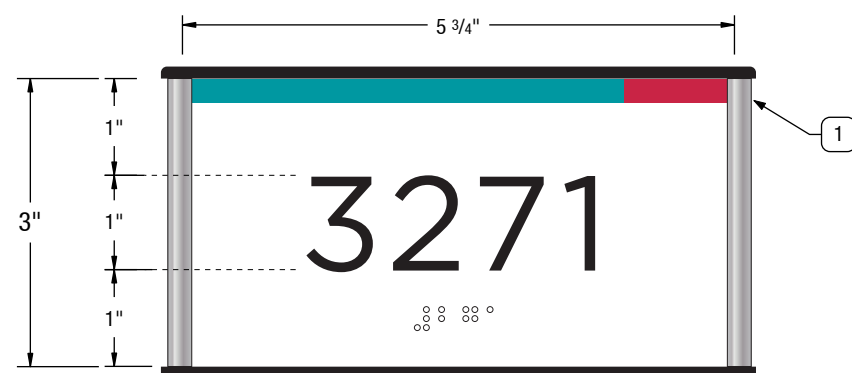
SIGN SPECIFICATIONS

- 1. SIGN FRAME**
Nominal Size: 3" H x 5.781" W
Material: Curved Aluminum Frame
Finish: Silver
End Caps: Black Plastic
- 2. BACKGROUND PRINTED INSERT**
Finish Size: 3" H x 5.781" W
Media: Semi-Rigid PVC Display Film
Color Match:
- Pantone 321
- Pantone 200
- 3. LENS**
Finish Size: 3" H x 5.781" W
Material/Thickness: 1/16" Modified Acrylic
Color: UM Clear (322-101)
- 4. TACTILE APPLIQUÉ**
Material: 1/32" Thick Modified Acrylic
Font: 5/8" Gotham Medium
Color: Black (311-401)
- 5. BRAILLE**
Type: Clear Grade II Braille
- 6. MOUNTING**
Tape: 1/16" Thick Double Sided Foam Tape & RTV 108 Silicon Adhesive as needed

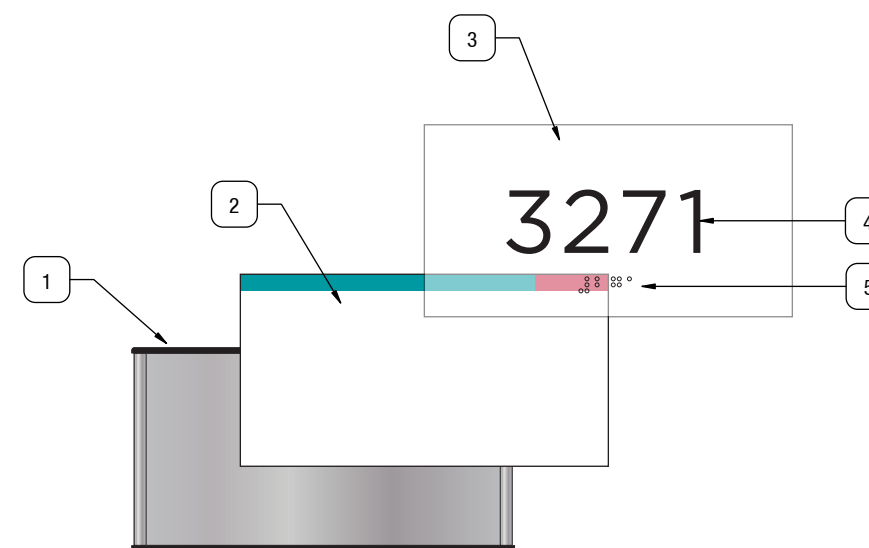
Refer to Sign Installation Sheet for ADA Compliant Installation Specifications



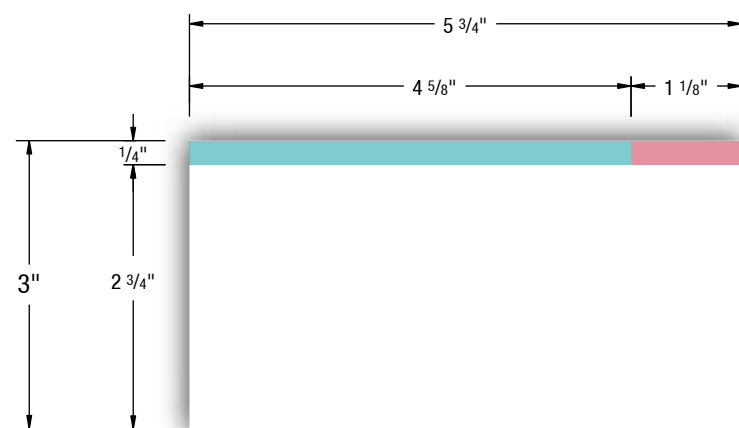
A END CAP - PLAN VIEW
SCALE: 1:3



B SIGN ELEVATION
SCALE: 1:2



D EXPLODED VIEW
SCALE: 1:3



B PRINT DETAIL
SCALE: 1:2

Detail shown at 50% opacity for overlaying measurements only

D4x8CPT

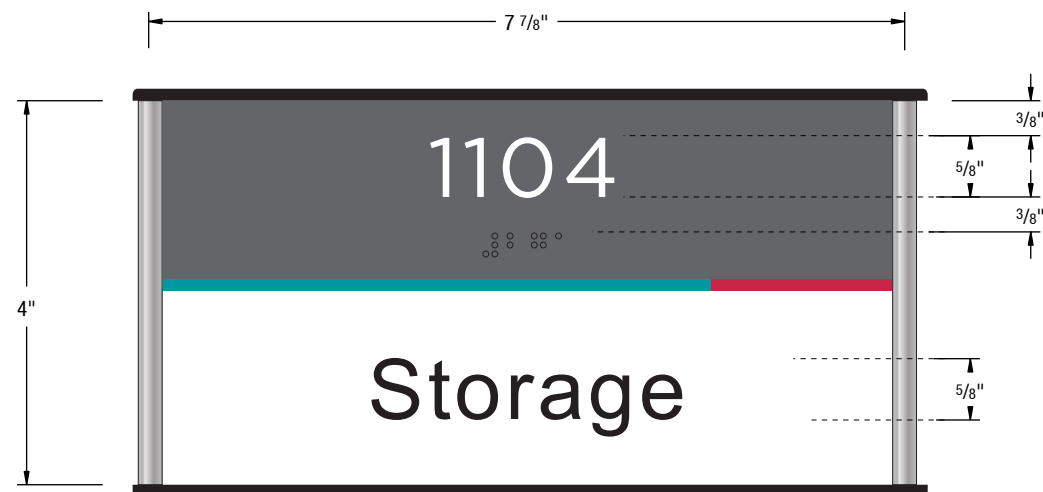
Product Line: Diversity Sign System
 Sign Type: RS-S
 Description: ADA Compliant Room Sign

SIGN SPECIFICATIONS

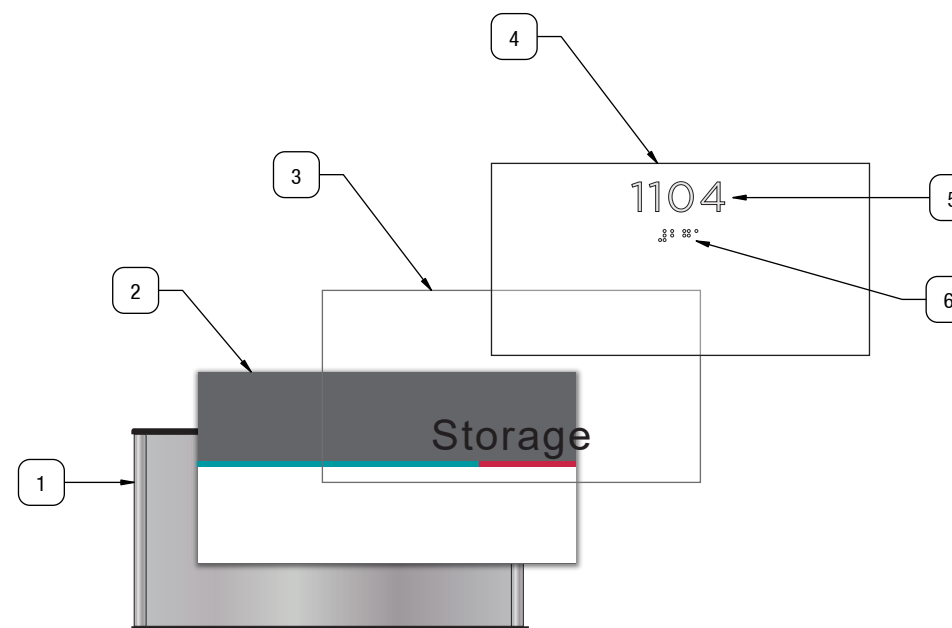
- 1. SIGN FRAME**
 Nominal Size: 4" H x 7.687" W
 Material: Curved Aluminum Frame
 Finish: Silver
 End Caps: Black Plastic
 - 2. BACKGROUND PRINTED INSERT**
 Finish Size: 4" H x 7.687" W
 Media: Semi-Rigid PVC Display Film
 Color Match:
 - Pantone 321 █
 - Pantone 200 █
 - Pantone Cool Grey 10 (Lobo Grey) █
 - 3. UPDATEABLE TRANSPARENCY INSERT**
 Finish Size: 4" H x 7.687" W
 Media: Laser/Copier Transparency Film
 Font: 5/8" Arial Regular
 Color: Black
 - 4. LENS**
 Finish Size: 4" H x 7.687" W
 Material/Thickness: 1/16" Modified Acrylic
 Color: UM Clear (322-101)
 - 5. TACTILE APPLIQUÉ**
 Material: 1/32" Thick Modified Acrylic
 Font: 5/8" Gotham Book
 Color: White (311-201)
 - 6. BRAILLE**
 Type: Clear Grade II Braille
 - 7. MOUNTING**
 Tape: 1/16" Thick Double Sided Foam Tape
 & RTV 108 Silicon Adhesive as needed
- Refer to Sign Installation Sheet for ADA Compliant Installation Specifications



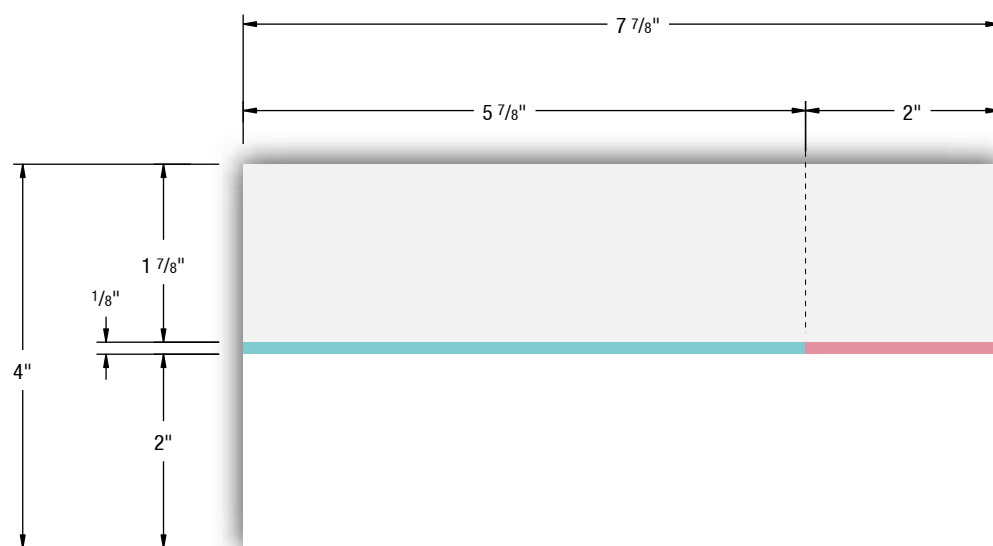
A END CAP - PLAN VIEW
 SCALE: 1:2



B SIGN ELEVATION
 SCALE: 1:2



C EXPLODED VIEW
 SCALE: 1:4



D PRINT DETAIL
 SCALE: 1:2

*Detail shown at 50% opacity
 for overlaying measurements only*

D6x8CPT

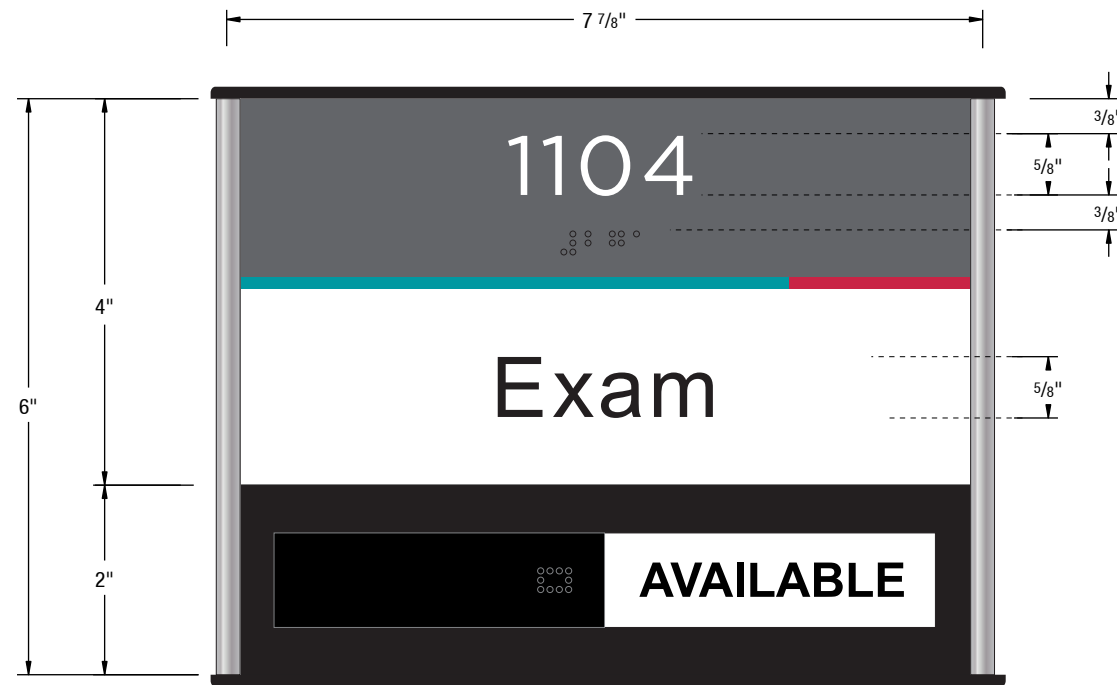
Product Line: Diversity Sign System
 Sign Type: RS-SL
 Description: ADA Compliant Room Sign with In Use / Available Slider

SIGN SPECIFICATIONS

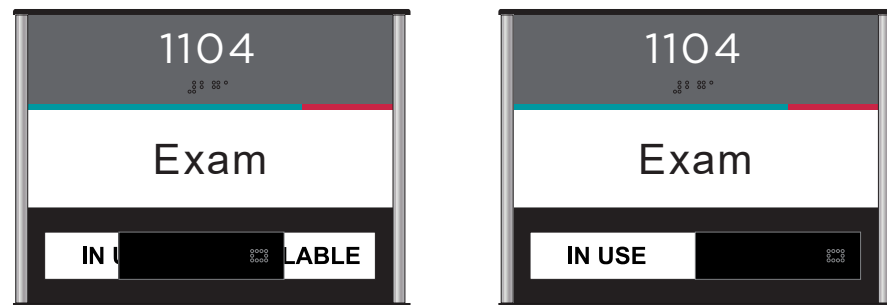
- 1. SIGN FRAME**
 Nominal Size: 6" H x 7.687" W
 Material: Curved Aluminum Frame
 Finish: Silver
 End Caps: Black Plastic
 - 2. BACKGROUND PRINTED INSERT**
 Finish Size: 4" H x 7.687" W
 Media: Semi-Rigid PVC Display Film
 Color Match:
 - Pantone 321 ■
 - Pantone 200 ■
 - Pantone Cool Grey 10 (Lobo Grey) ■
 - 3. UPDATEABLE TRANSPARENCY INSERT**
 Finish Size: 4" H x 7.687" W
 Media: Laser/Copier Transparency Film
 Font: 5/8" Arial Regular
 Color: Black
 - 4. LENS**
 Finish Size: 4" H x 7.687" W
 Material/Thickness: 1/16" Modified Acrylic
 Color: UM Clear (322-101)
 - 5. TACTILE APPLIQUÉ**
 Material: 1/32" Thick Modified Acrylic
 Font: 5/8" Gotham Book
 Color: White (311-201)
 - 6. BRAILLE**
 Type: Clear Grade II Braille
 - 7. SLIDER**
 Slider (qty 1, two parts)
 Size: 2"x8.5"
 Window Size: 1"x7.5"
 Slider Piece Size: 1"x3.75"
 Material: 312-401 Black and 1/64th FlexiBrass
 - 8. MOUNTING**
 Tape: 1/16" Thick Double Sided Foam Tape & RTV 108 Silicon Adhesive as needed
- Refer to Sign Installation Sheet for ADA Compliant Installation Specifications



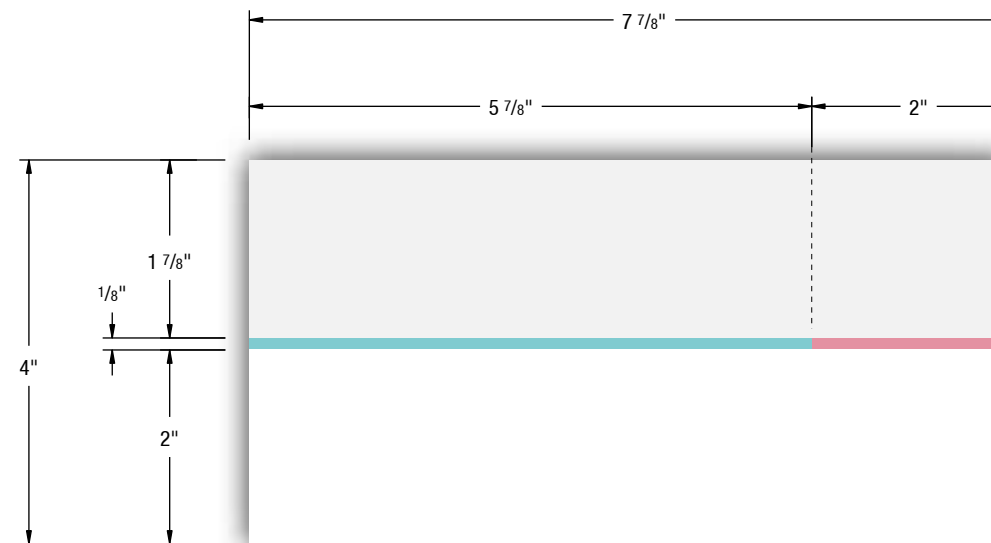
A END CAP - PLAN VIEW
 SCALE: 1:2



B SIGN ELEVATION
 SCALE: 1:2

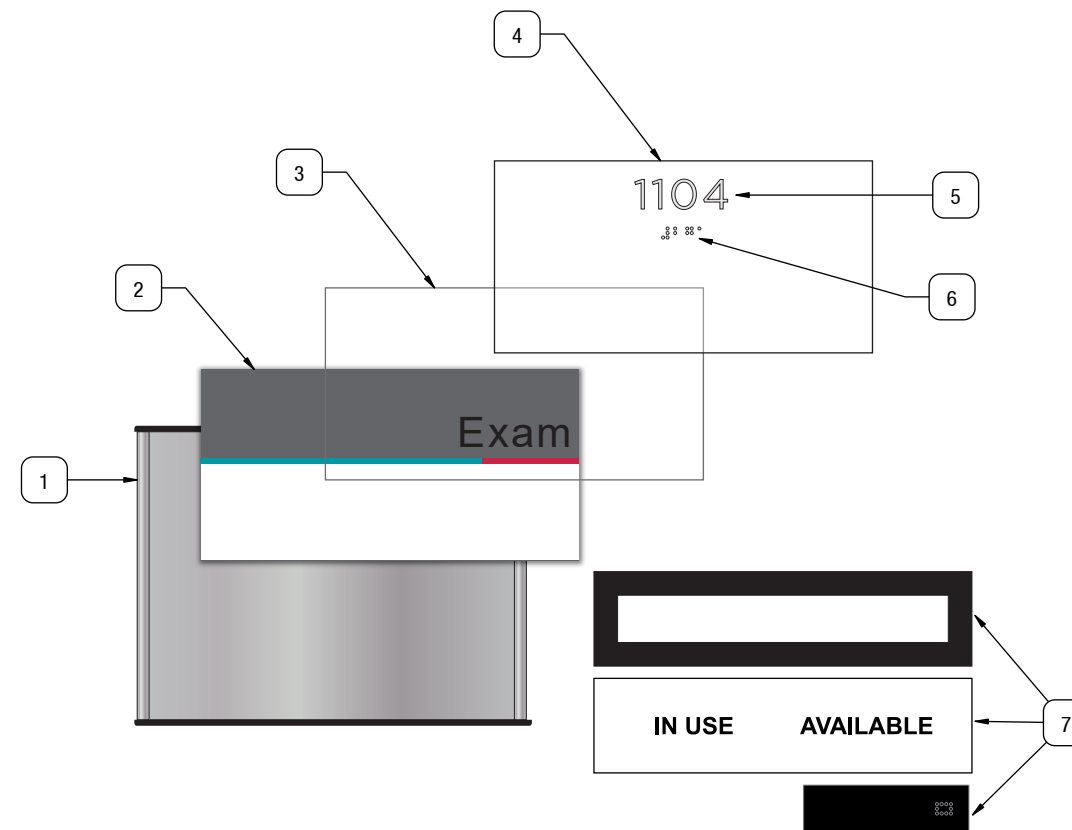


B SIGN ELEVATION - VIEW OF SLIDER TOGGLE VARIATIONS
 SCALE: 1:4



D PRINT DETAIL
 SCALE: 1:2

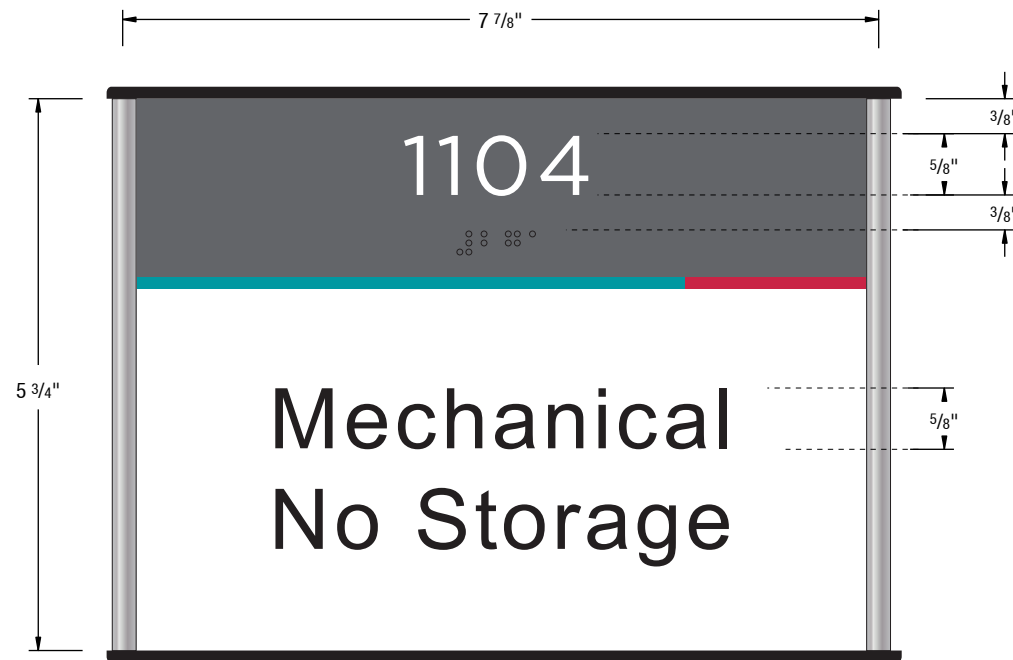
Detail shown at 50% opacity for overlaying measurements only



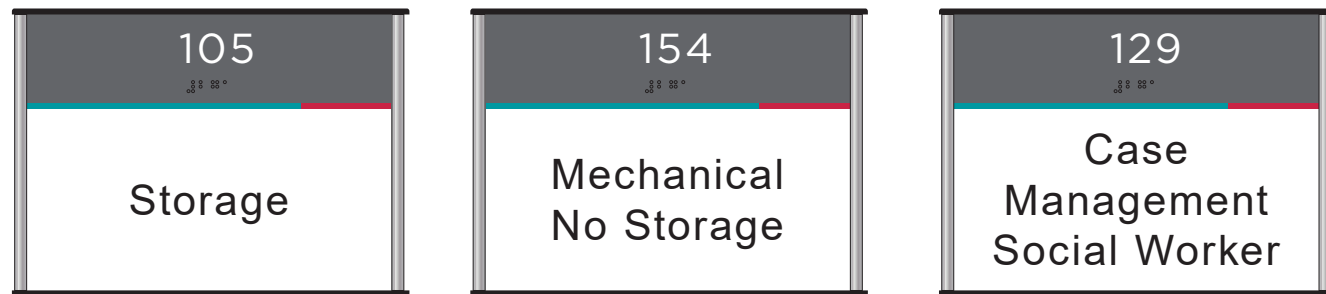
C EXPLODED VIEW
 SCALE: 1:4



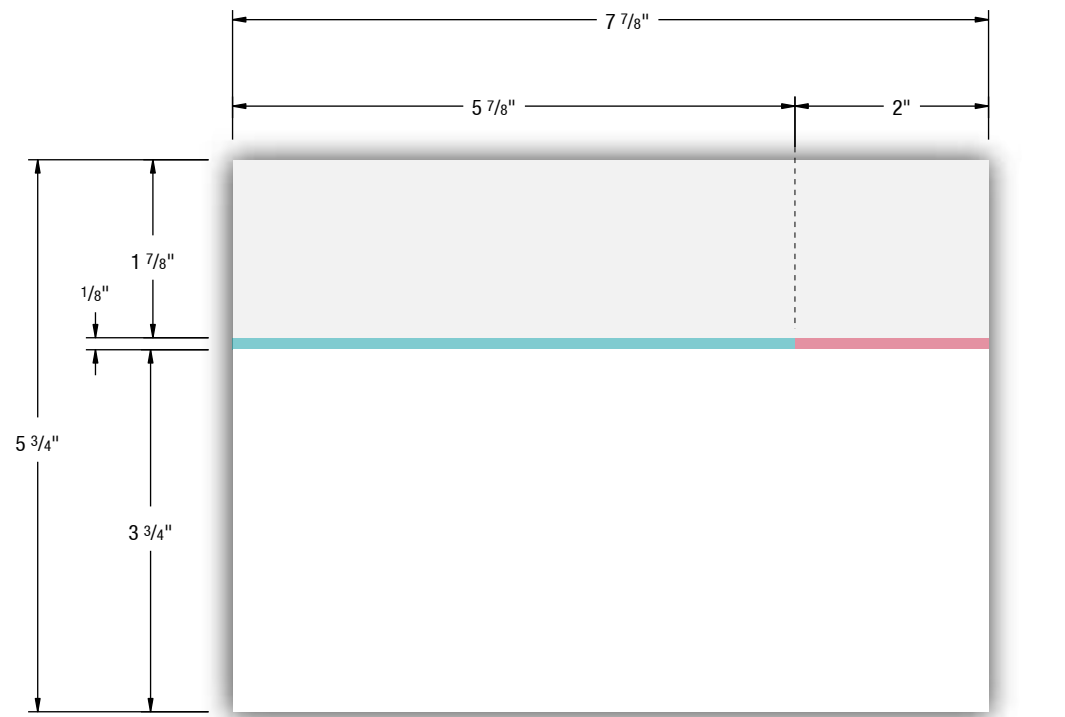
A END CAP - PLAN VIEW
SCALE: 1:2



B SIGN ELEVATION
SCALE: 1:2

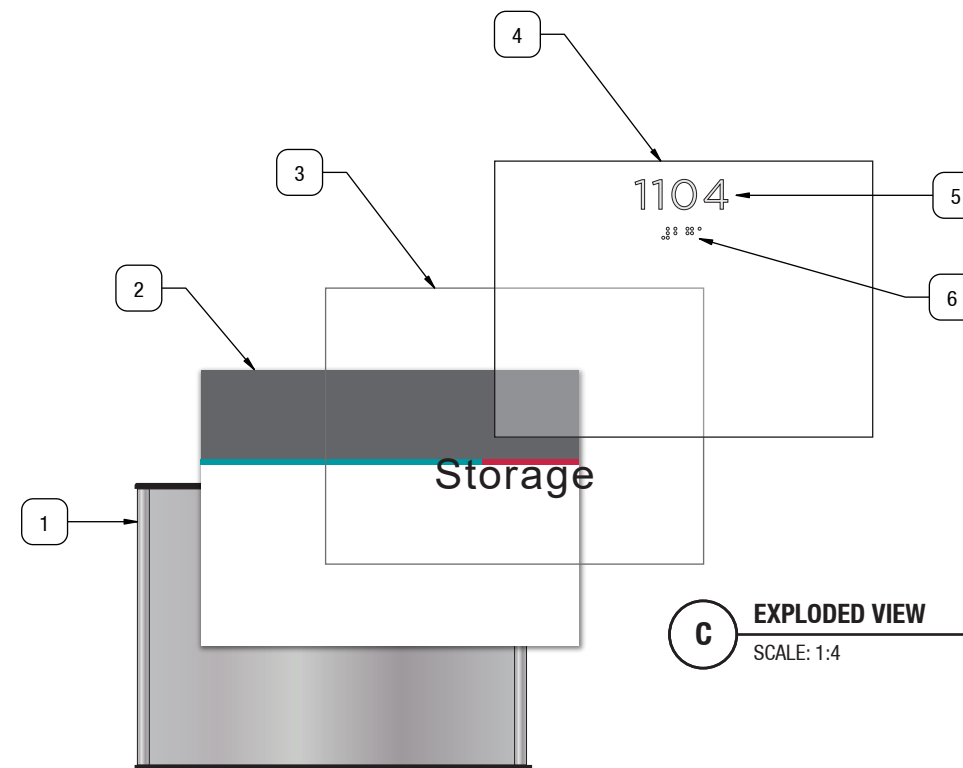


B VARIATIONS
SCALE: 1:4



D PRINT DETAIL
SCALE: 1:2

Detail shown at 50% opacity for overlaying measurements only



C EXPLODED VIEW
SCALE: 1:4

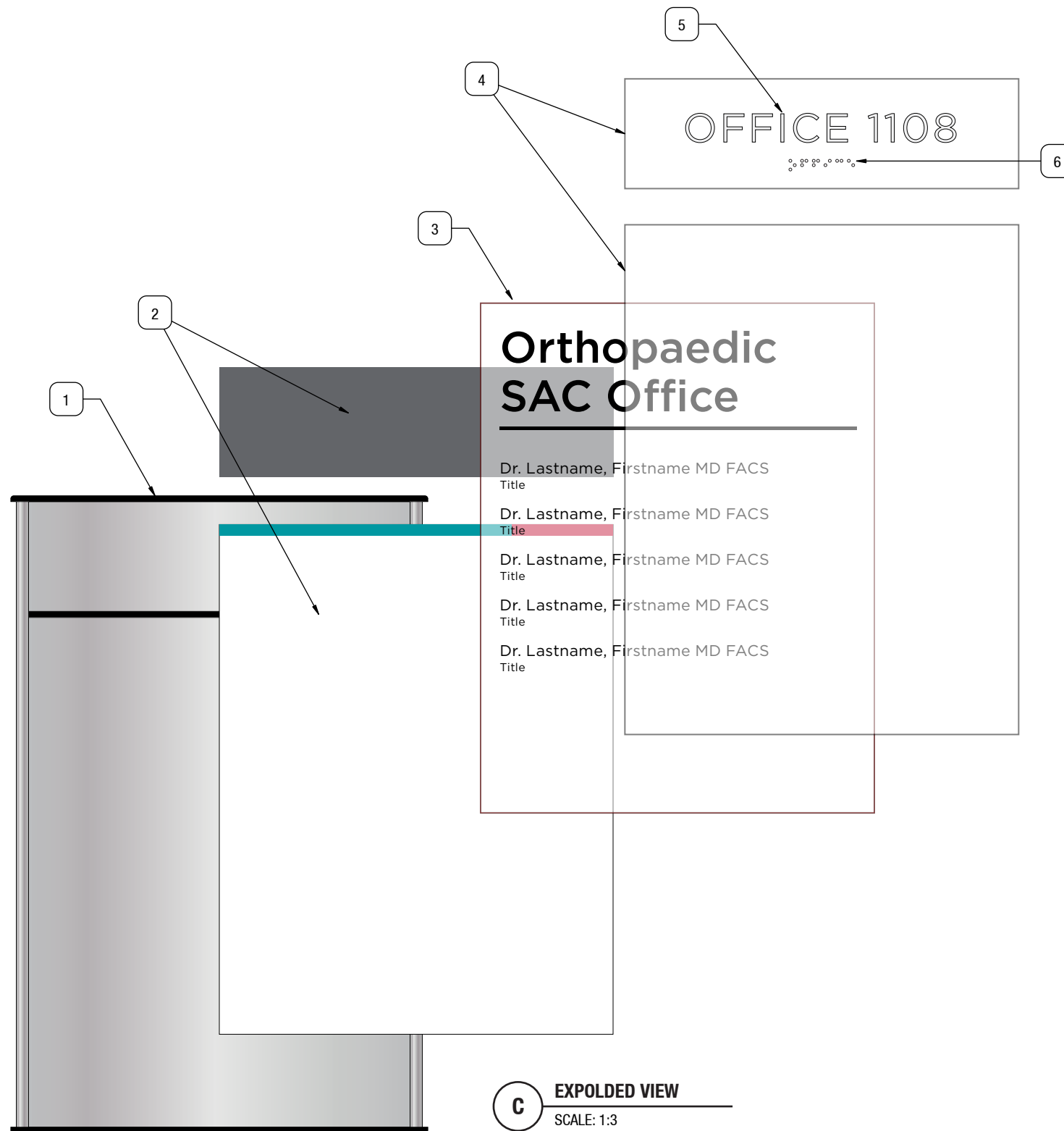
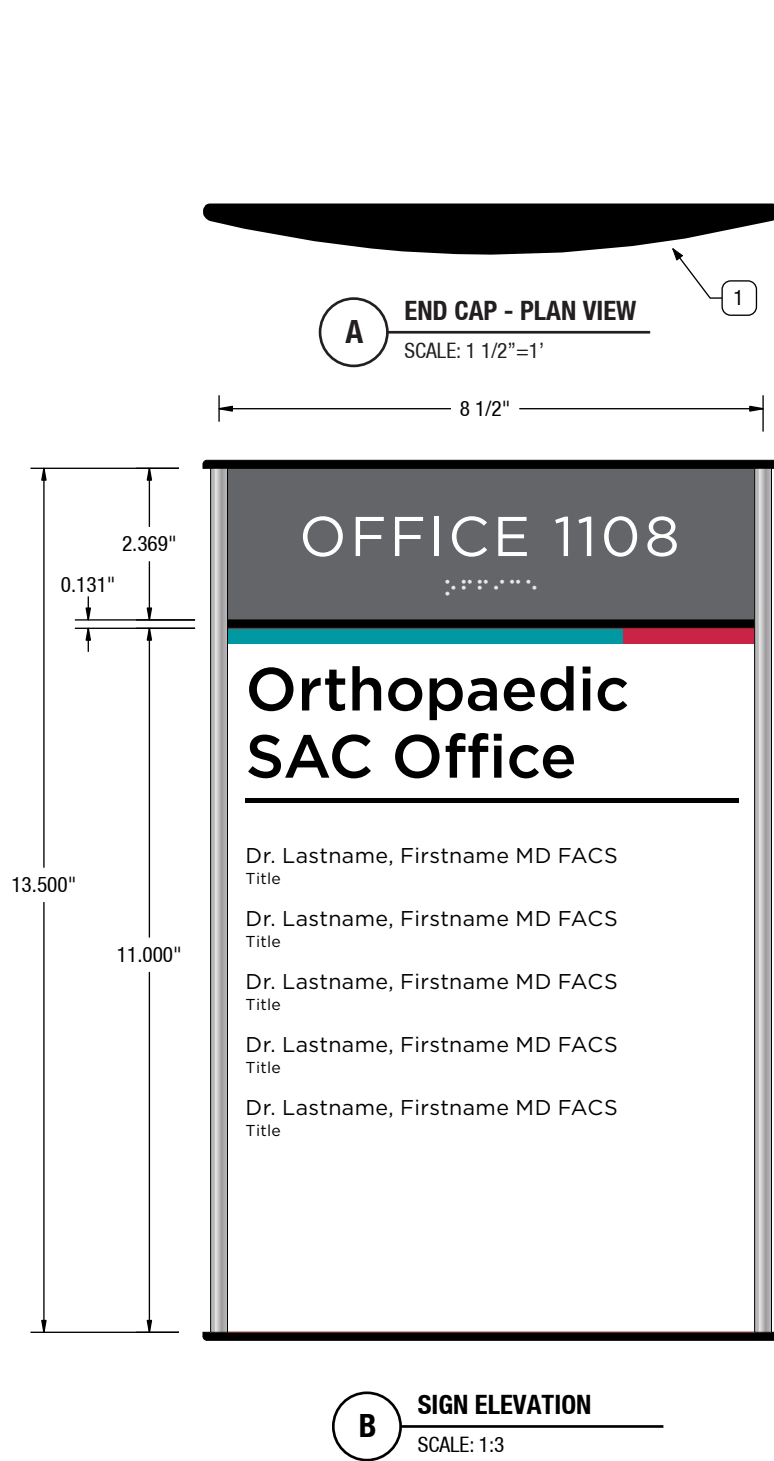
D6x8CPT

Product Line: Diversity Sign System
Sign Type: RS-L
Description: ADA Compliant Room Sign

SIGN SPECIFICATIONS

- SIGN FRAME**
Nominal Size: 5.75" H x 7.687" W
Material: Curved Aluminum Frame
Finish: Silver
End Caps: Black Plastic
- BACKGROUND PRINTED INSERT**
Finish Size: 5.75" H x 7.687" W
Media: Semi-Rigid PVC Display Film
Color Match:
- Pantone 321 █
- Pantone 200 █
- Pantone Cool Grey 10 (Lobo Grey) █
- UPDATEABLE TRANSPARENCY INSERT**
Finish Size: 5.75" H x 7.687" W
Media: Laser/Copier Transparency Film
Font: 5/8" Arial Regular
Color: Black
- LENS**
Finish Size: 5.75" H x 7.687" W
Material/Thickness: 1/16" Modified Acrylic
Color: UM Clear (322-101)
- TACTILE APPLIQUÉ**
Material: 1/32" Thick Modified Acrylic
Font: 5/8" Gotham Book
Color: White (311-201)
- BRILLE**
Type: Clear Grade II Braille
- MOUNTING**
Tape: 1/16" Thick Double Sided Foam Tape & RTV 108 Silicon Adhesive as needed

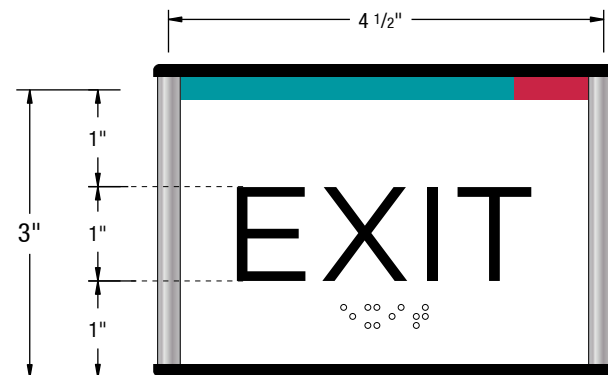
Refer to Sign Installation Sheet for ADA Compliant Installation Specifications



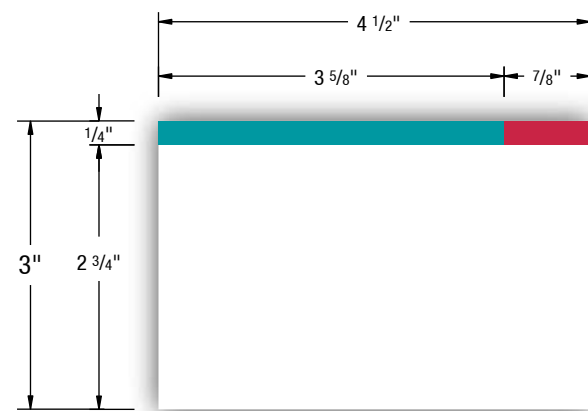
- ### Suite Sign
- Sign Type: SS
Description: ADA Compliant Room Sign w/
Updateable Document Holder Section
- #### SIGN SPECIFICATIONS
- SIGN FRAME**
Nominal Size: 13.5" H x 8.5" W
Material: Curved Aluminum Frame
Finish: Silver Anodized
End Caps: Black Plastic
 - DIGITAL PRINTED INSERT**
Finish Sizes:
- 11" H x 8.5" W
- 2.369.5" H x 8.5"
Media: Semi-Rigid PVC Display Film
Color Match:
- Pantone 321
- Pantone 200
- Pantone Cool Grey 10 (Lobo Grey)
 - UPDATEABLE TRANSPARENCY INSERT**
Finish Size: 11" H x 8.5" W
Media: Laser/Copier Transparency Film
Font: Gotham Medium / Gotham Book
Color: Black
 - LENS**
Finish Size: 4" H x 7.687" W
Material/Thickness: 1/16" Modified Acrylic
Color: UM Clear (322-101)
 - TACTILE APPLIQUÉ**
Material: 1/32" Thick Modified Acrylic
Font: 5/8" Gotham Book
Color: Black (321-401)
 - BRILLE**
Type: Clear Grade II Braille
 - MOUNTING**
Tape: 1/16" Thick Double Sided Foam Tape
& RTV 108 Silicon Adhesive as needed
- Refer to Sign Installation Sheet for ADA
Compliant Installation Specifications



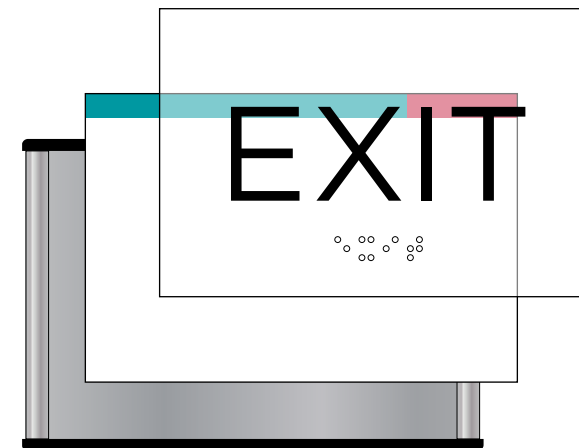
A END CAP - PLAN VIEW
SCALE: 1:2



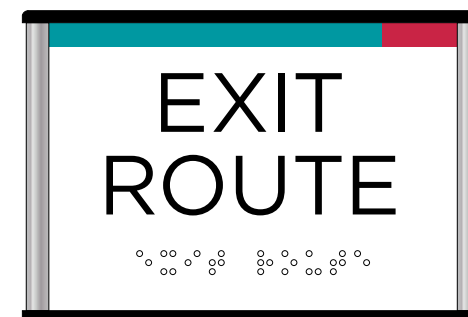
B SIGN ELEVATION
SCALE: 1:2



C PRINT DETAIL
SCALE: 1:2



D EXPLODED VIEW
SCALE: 1:2



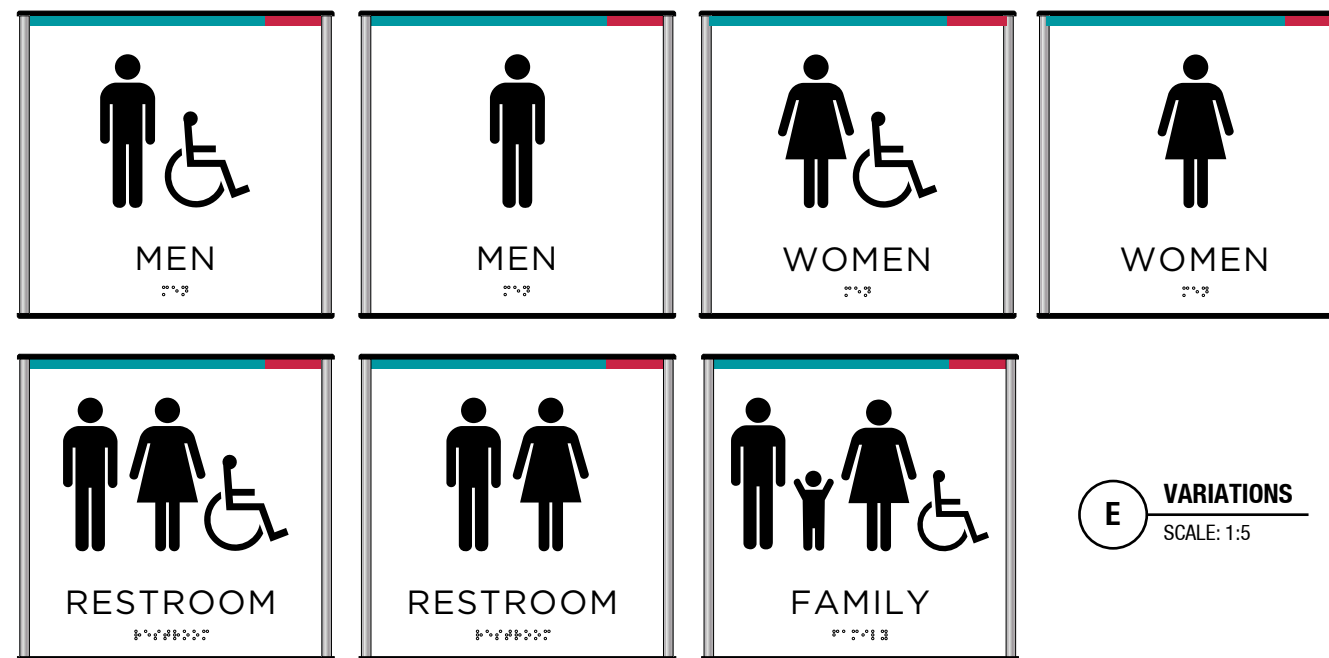
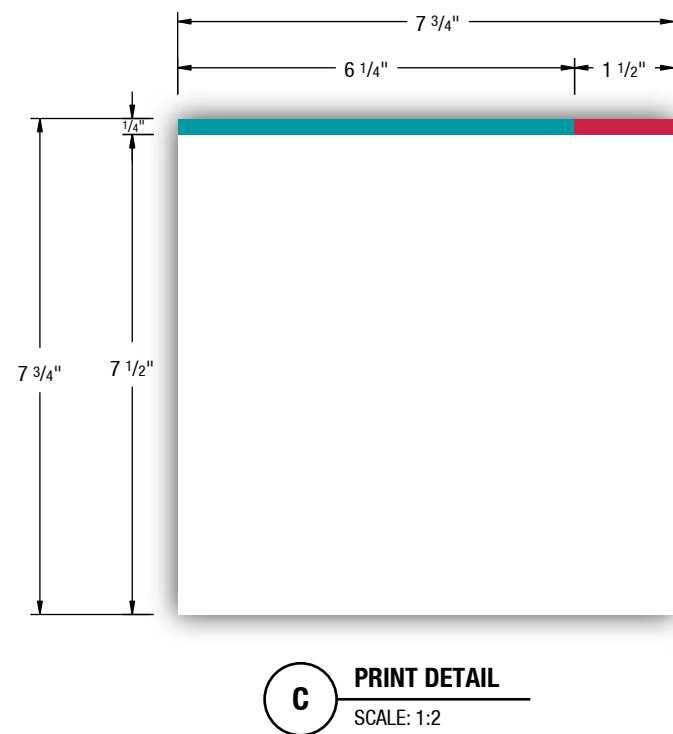
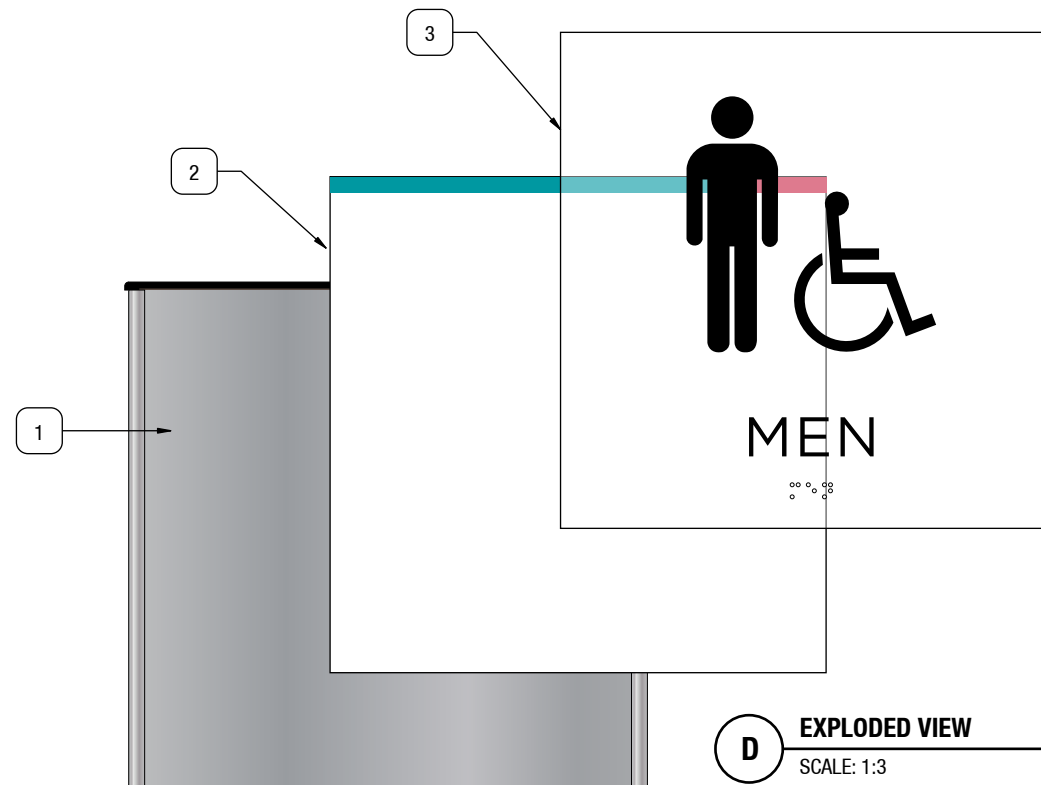
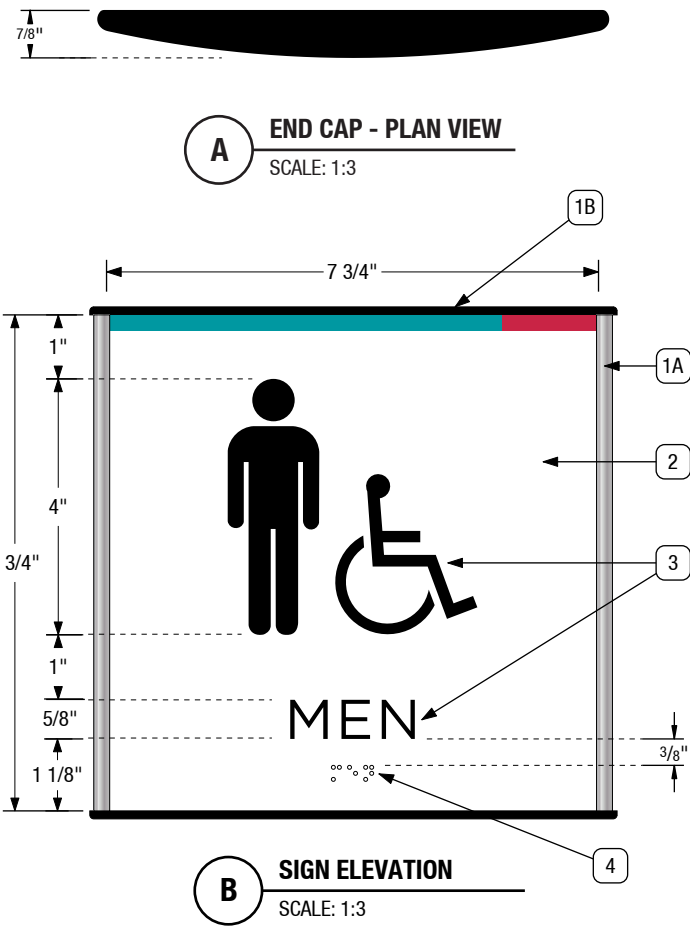
E VARIATION - EXIT ROUTE
SCALE: 1:2

Exit / Exit Route

Sign Type: EE and EE-R
Description: ADA Compliant Exit Path Sign

SIGN SPECIFICATIONS



- 1. SIGN FRAME**
Nominal Size: 3" H x 4.562" W
Material: Curved Aluminum Frame
Finish: Silver
End Caps: Black Plastic
 - 2. BACKGROUND PRINTED INSERT**
Finish Size: 3" H x 4.562" W
Media: Semi-Rigid PVC Display Film
Color Match:
- Pantone 321 █
- Pantone 200 █
 - 3. LENS**
Finish Size: 3" H x 4.562" W
Material/Thickness: 1/16" Modified Acrylic
Color: UM Clear (322-101)
 - 4. TACTILE APPLIQUÉ**
Material: 1/32" Thick Modified Acrylic
Font: 1" and 5/8" Gotham Book
Color: Black (311-401)
 - 5. BRAILLE**
Type: Clear Grade II Braille
 - 6. MOUNTING**
Tape: 1/16" Thick Double Sided Foam Tape
& RTV 108 Silicon Adhesive as needed
- Refer to Sign Installation Sheet for ADA Compliant Installation Specifications

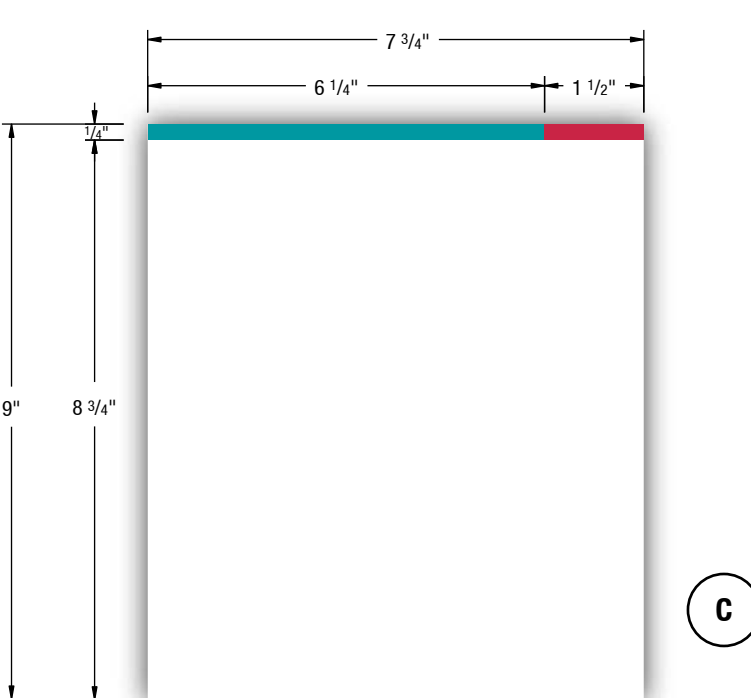
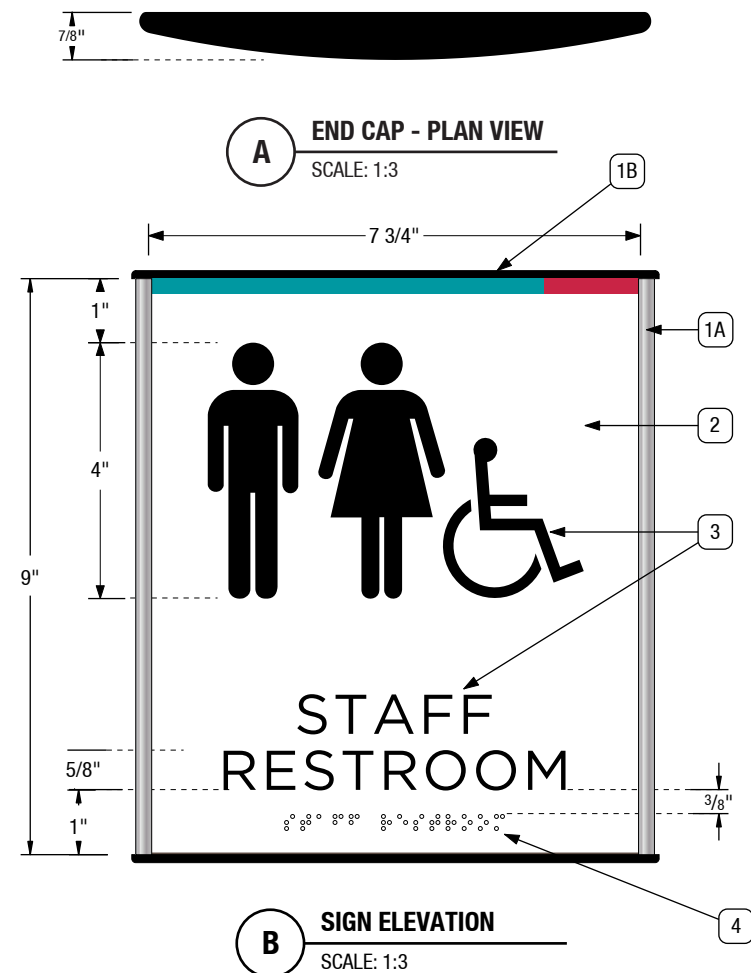


Restroom

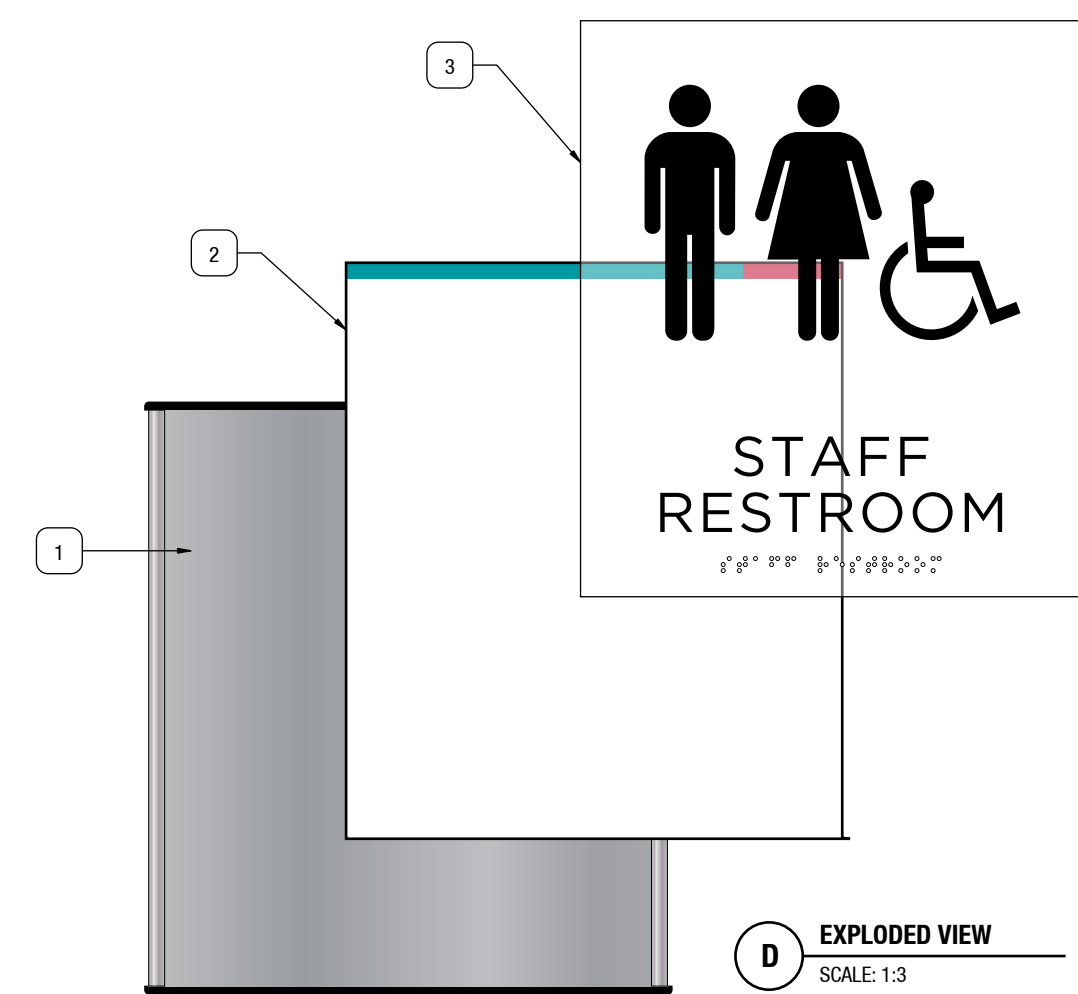
Sign Type: RR
Description: ADA Compliant Roomroom Sign

SIGN SPECIFICATIONS

- SIGN FRAME**
Nominal Size: 7.75" H x 7.687" W
Material: Curved Aluminum Frame
Finish: Silver
End Caps: Black Plastic
 - BACKGROUND PRINTED INSERT**
Finish Size: 7.75" H x 7.687" W
Media: Semi-Rigid PVC Display Film
Color Match:
- Pantone 321 
- Pantone 200 
 - LENS**
Finish Size: 7.75" H x 7.687" W
Material/Thickness: 1/16" Modified Acrylic
Color: UM Clear (322-101)
 - TACTILE APPLIQUÉ**
Material: 1/32" Thick Modified Acrylic
Font: 5/8" Gotham Book
Color: Black (321-401)
 - BRILLE**
Type: Clear Grade II Braille
 - MOUNTING**
Tape: 1/16" Thick Double Sided Foam Tape & RTV 108 Silicon Adhesive as needed
- Refer to Sign Installation Sheet for ADA Compliant Installation Specifications



C PRINT DETAIL
SCALE: 1:3

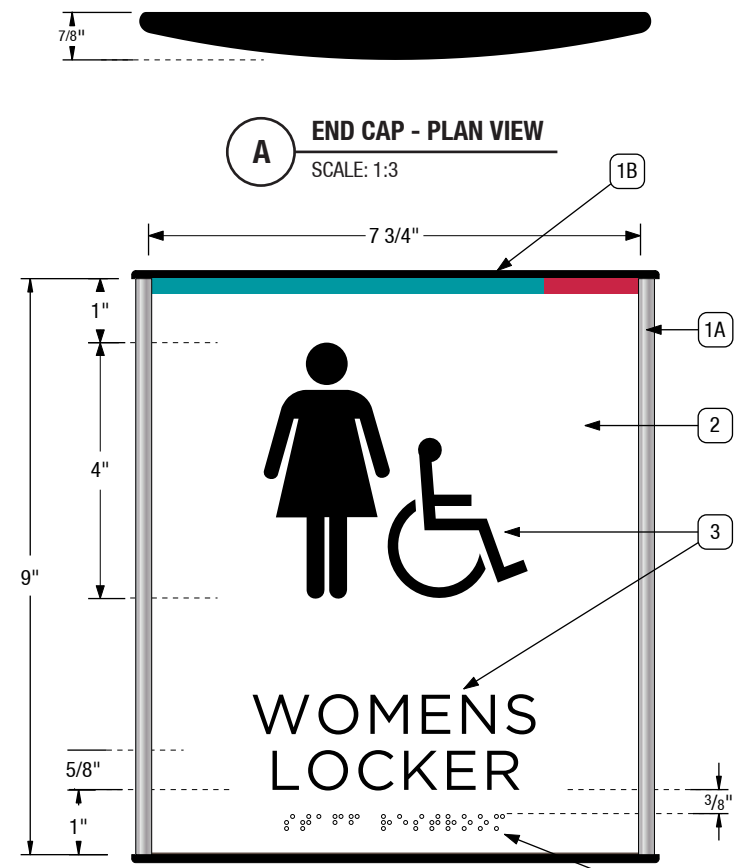


Staff Restroom

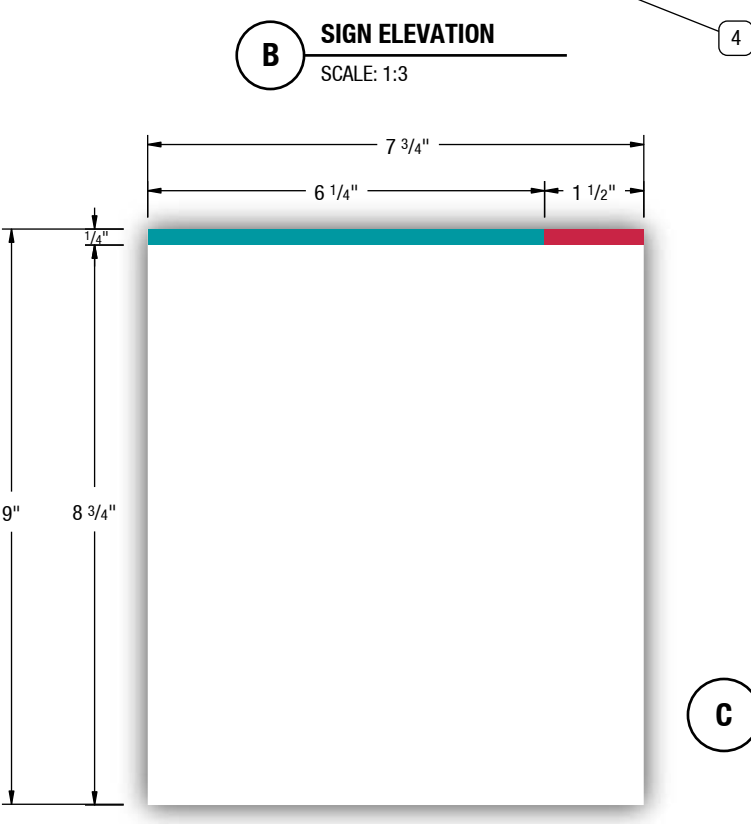
Sign Type: RR-S
Description: ADA Compliant Restroom Sign

SIGN SPECIFICATIONS

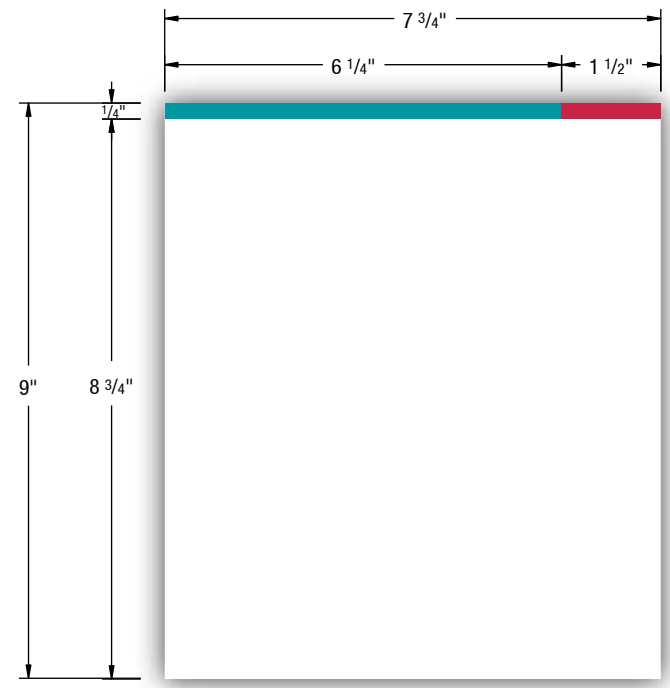
- 1. SIGN FRAME**
Nominal Size: 9" H x 7.687" W
Material: Curved Aluminum Frame
Finish: Silver
End Caps: Black Plastic
 - 2. BACKGROUND PRINTED INSERT**
Finish Size: 9" H x 7.687" W
Media: Semi-Rigid PVC Display Film
Color Match:
- Pantone 321
- Pantone 200
 - 3. LENS**
Finish Size: 9" H x 7.687" W
Material/Thickness: 1/16" Modified Acrylic
Color: UM Clear (322-101)
 - 4. TACTILE APPLIQUÉ**
Material: 1/32" Thick Modified Acrylic
Font: 5/8" Gotham Book
Color: Black (311-401)
 - 5. BRAILLE**
Type: Clear Grade II Braille
 - 6. MOUNTING**
Tape: 1/16" Thick Double Sided Foam Tape & RTV 108 Silicon Adhesive as needed
- Refer to Sign Installation Sheet for ADA Compliant Installation Specifications



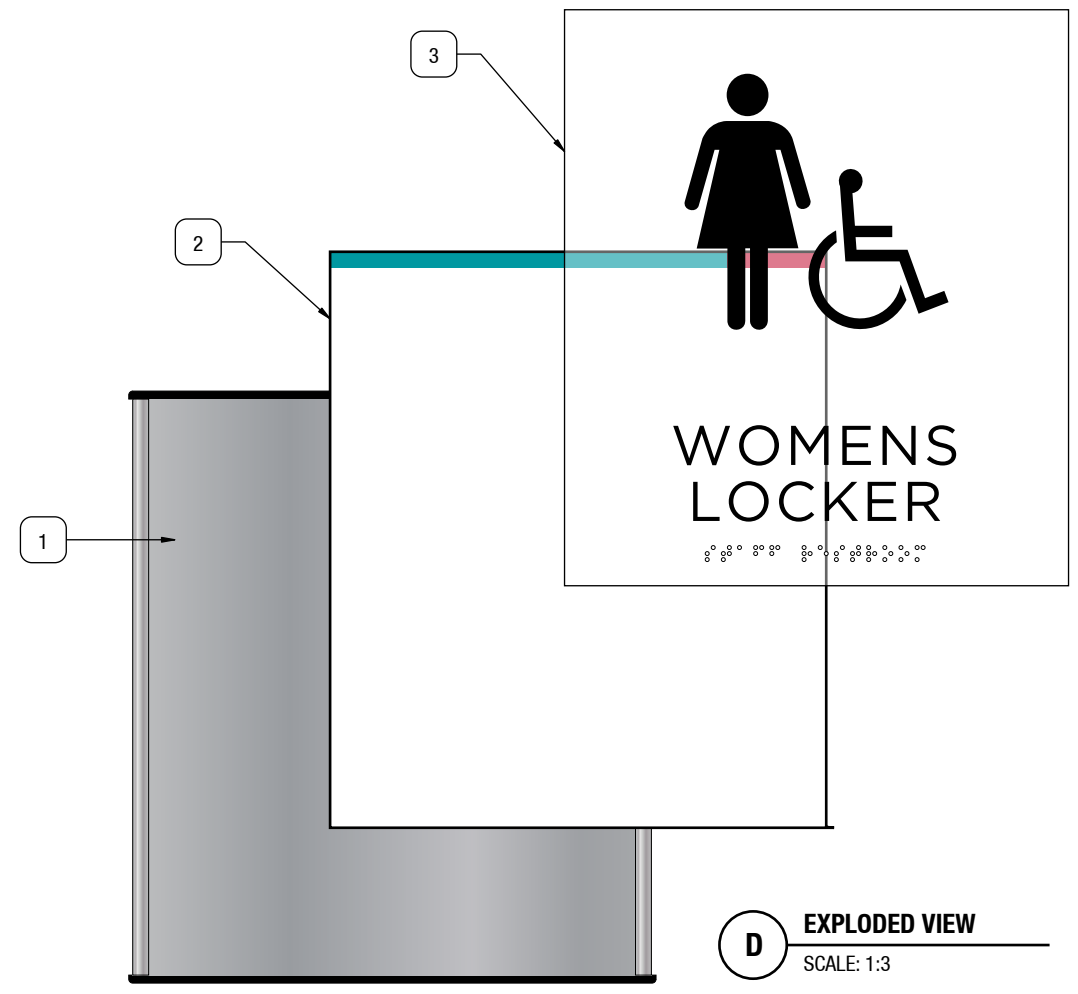
A END CAP - PLAN VIEW
SCALE: 1:3



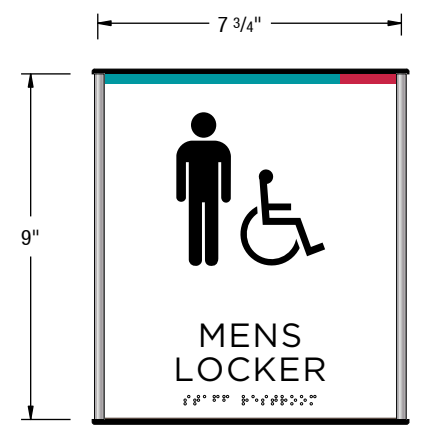
B SIGN ELEVATION
SCALE: 1:3



C PRINT DETAIL
SCALE: 1:3



D EXPLODED VIEW
SCALE: 1:3



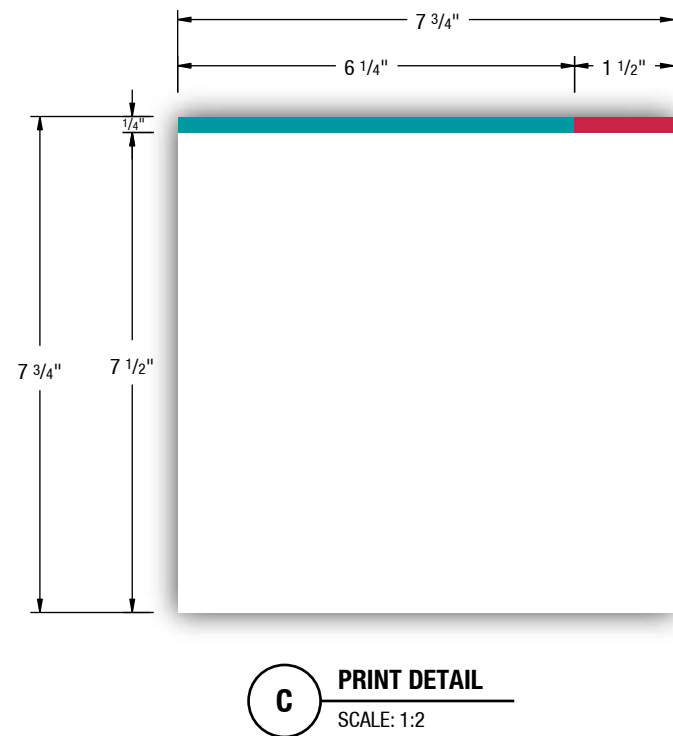
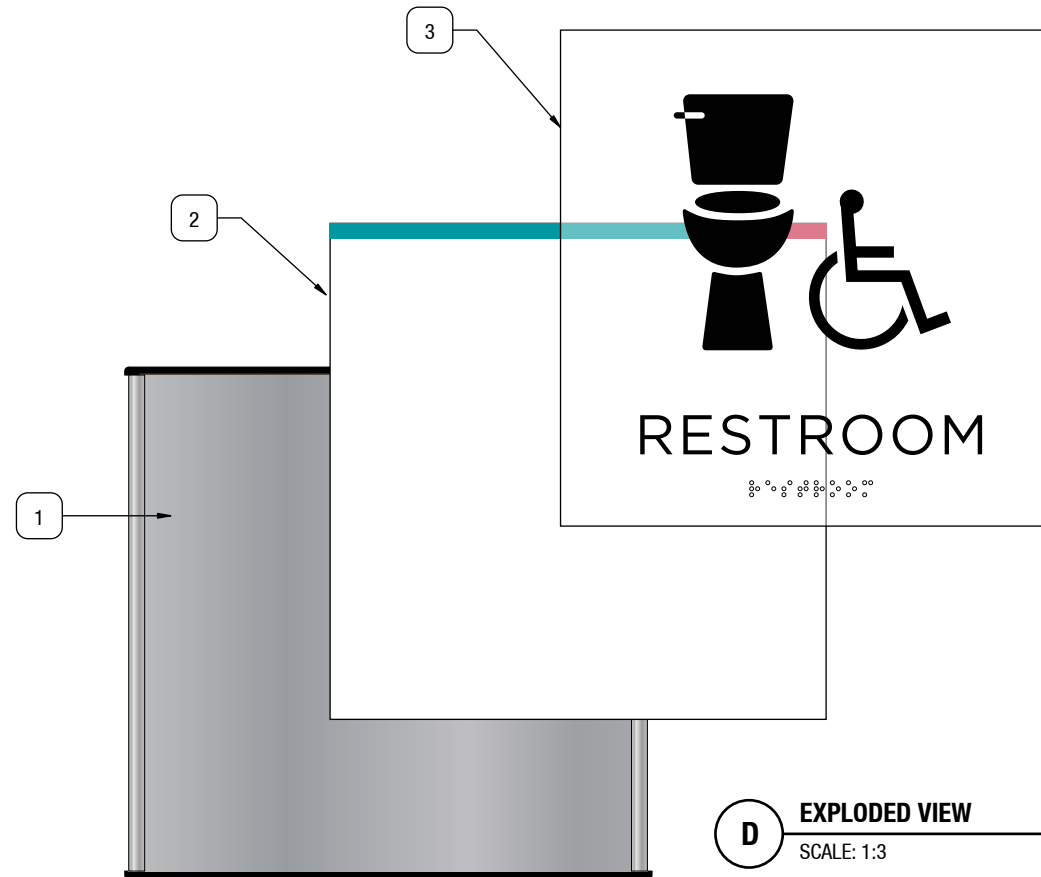
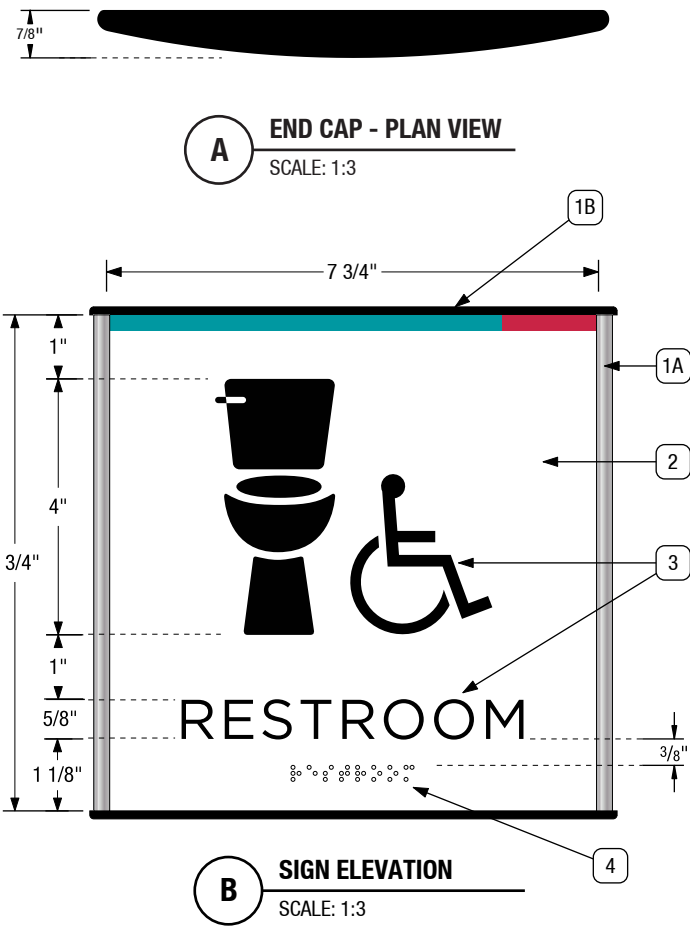
E VARIATION
SCALE: 1:3

Locker Room

Sign Type: RR-L
Description: ADA Compliant Restroom Sign

SIGN SPECIFICATIONS



- 1. SIGN FRAME**
Nominal Size: 9" H x 7.687" W
Material: Curved Aluminum Frame
Finish: Silver
End Caps: Black Plastic
 - 2. BACKGROUND PRINTED INSERT**
Finish Size: 9" H x 7.687" W
Media: Semi-Rigid PVC Display Film
Color Match:
- Pantone 321 █
- Pantone 200 █
 - 3. LENS**
Finish Size: 9" H x 7.687" W
Material/Thickness: 1/16" Modified Acrylic
Color: UM Clear (322-101)
 - 4. TACTILE APPLIQUÉ**
Material: 1/32" Thick Modified Acrylic
Font: 5/8" Gotham Book
Color: Black (311-401)
 - 5. BRAILLE**
Type: Clear Grade II Braille
 - 6. MOUNTING**
Tape: 1/16" Thick Double Sided Foam Tape
& RTV 108 Silicon Adhesive as needed
- Refer to Sign Installation Sheet for ADA Compliant Installation Specifications

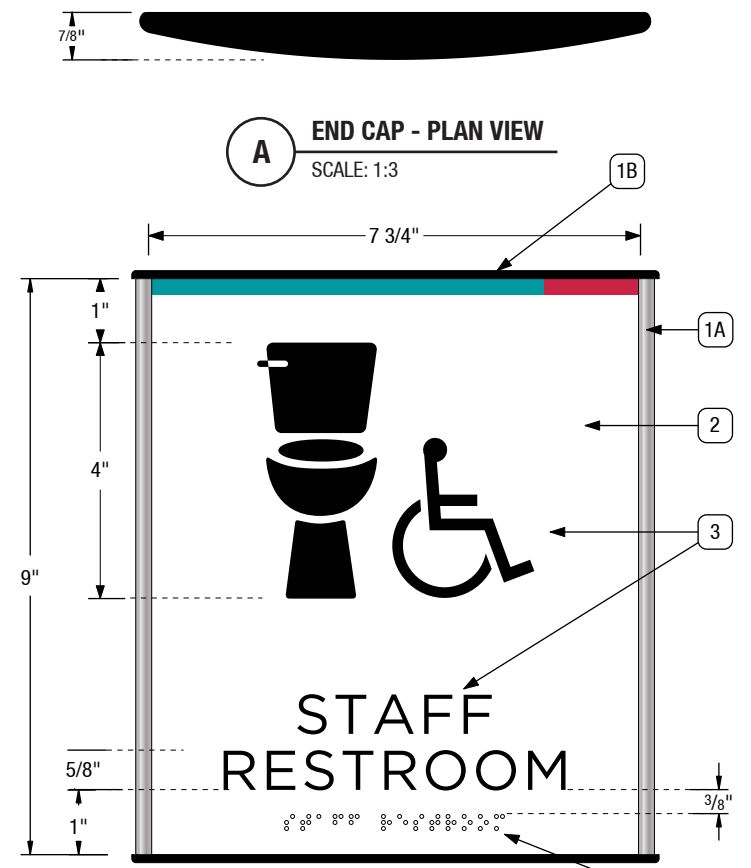


All Gender Restroom

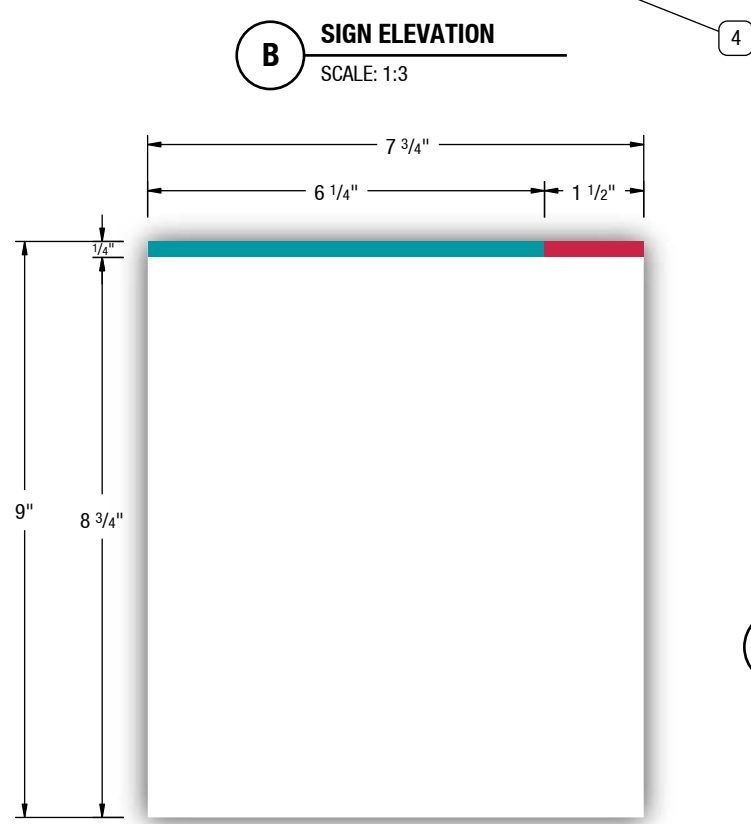
Sign Type: RR-AG
Description: ADA Compliant Restroom Sign

SIGN SPECIFICATIONS

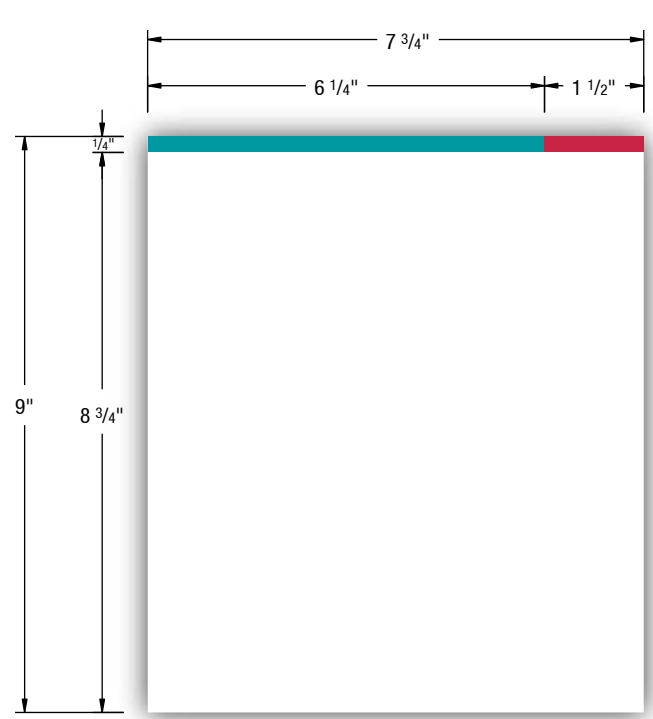
- SIGN FRAME**
Nominal Size: 7.75" H x 7.687" W
Material: Curved Aluminum Frame
Finish: Silver
End Caps: Black Plastic
 - BACKGROUND PRINTED INSERT**
Finish Size: 7.75" H x 7.687" W
Media: Semi-Rigid PVC Display Film
Color Match:
- Pantone 321 
- Pantone 200 
 - LENS**
Finish Size: 7.75" H x 7.687" W
Material/Thickness: 1/16" Modified Acrylic
Color: UM Clear (322-101)
 - TACTILE APPLIQUÉ**
Material: 1/32" Thick Modified Acrylic
Font: 5/8" Gotham Book
Color: Black (321-401)
 - BRILLE**
Type: Clear Grade II Braille
 - MOUNTING**
Tape: 1/16" Thick Double Sided Foam Tape
& RTV 108 Silicon Adhesive as needed
- Refer to Sign Installation Sheet for ADA Compliant Installation Specifications



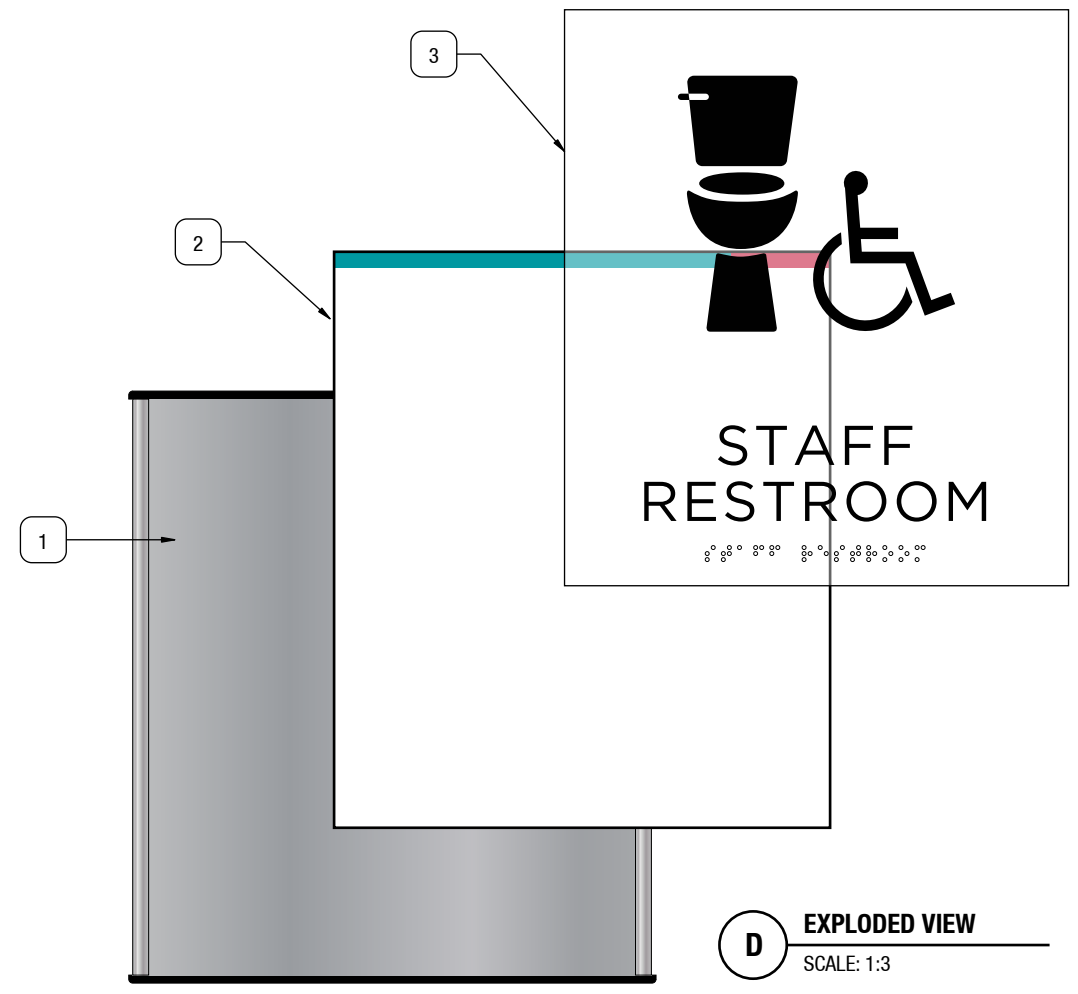
A END CAP - PLAN VIEW
SCALE: 1:3



B SIGN ELEVATION
SCALE: 1:3



C PRINT DETAIL
SCALE: 1:3



D EXPLODED VIEW
SCALE: 1:3



D VARIATIONS
SCALE: 1:5

All Gender Staff Restroom

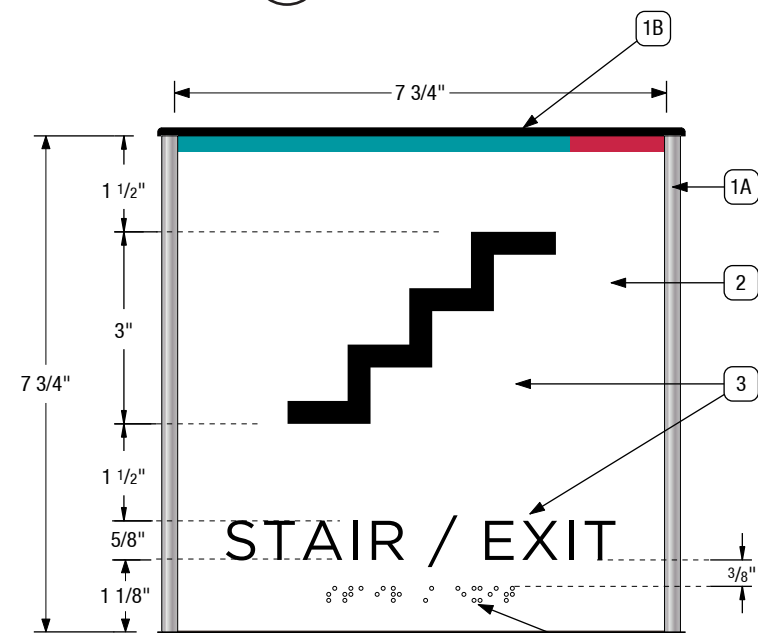
Sign Type: RR-AGS
Description: ADA Compliant Restroom Sign

SIGN SPECIFICATIONS

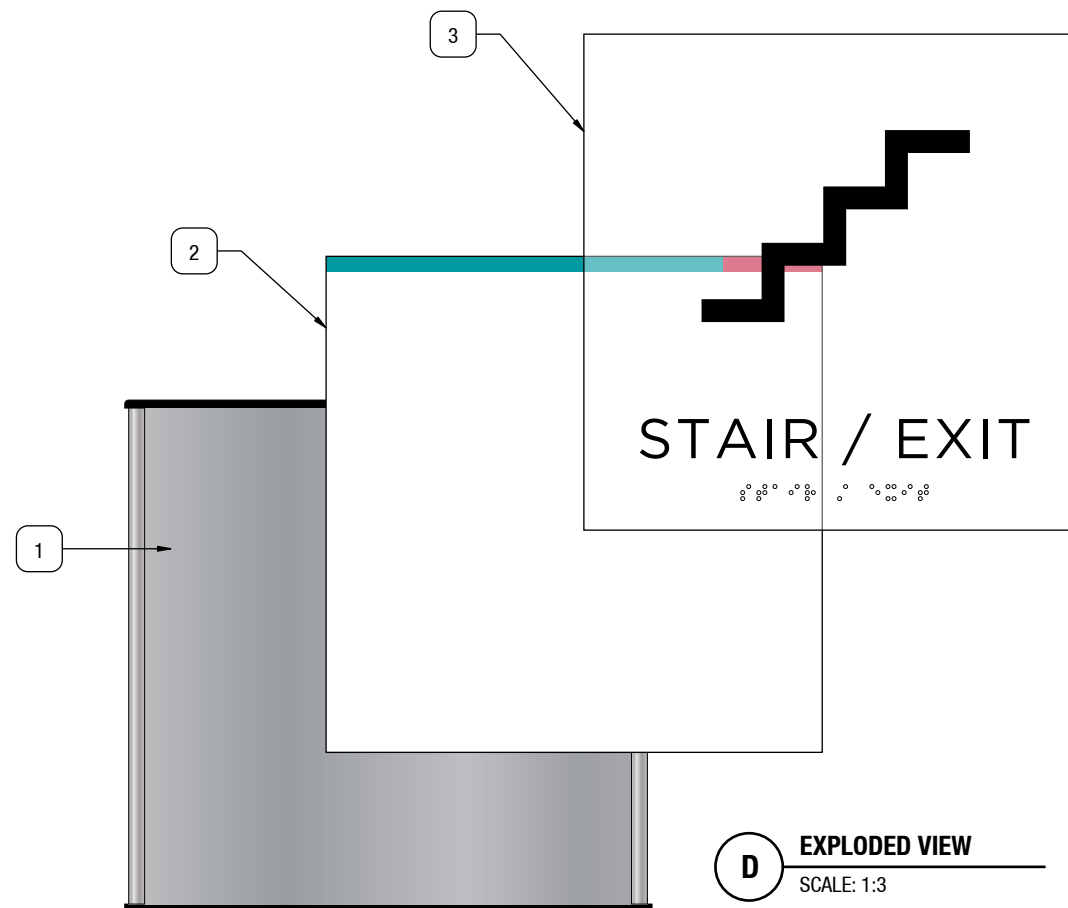
- 1. SIGN FRAME**
Nominal Size: 9" H x 7.687" W
Material: Curved Aluminum Frame
Finish: Silver
End Caps: Black Plastic
 - 2. BACKGROUND PRINTED INSERT**
Finish Size: 9" H x 7.687" W
Media: Semi-Rigid PVC Display Film
Color Match:
- Pantone 321
- Pantone 200
 - 3. LENS**
Finish Size: 9" H x 7.687" W
Material/Thickness: 1/16" Modified Acrylic
Color: UM Clear (322-101)
 - 4. TACTILE APPLIQUÉ**
Material: 1/32" Thick Modified Acrylic
Font: 5/8" Gotham Book
Color: Black (311-401)
 - 5. BRAILLE**
Type: Clear Grade II Braille
 - 6. MOUNTING**
Tape: 1/16" Thick Double Sided Foam Tape
& RTV 108 Silicon Adhesive as needed
- Refer to Sign Installation Sheet for ADA Compliant Installation Specifications



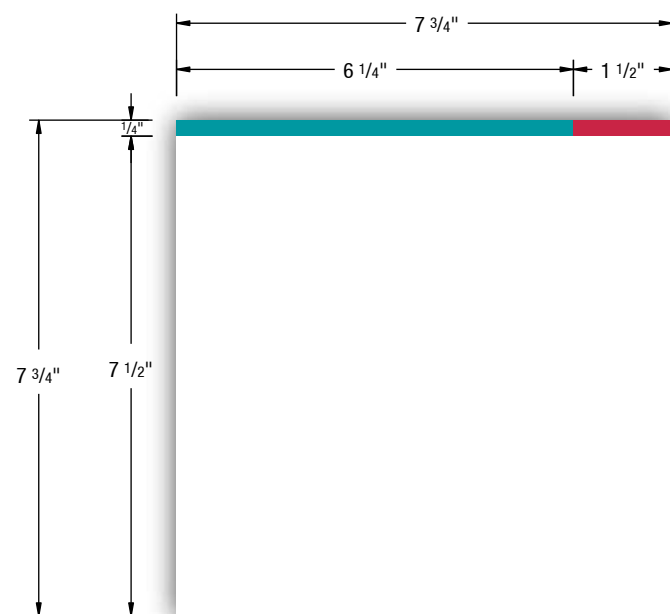
A END CAP - PLAN VIEW
SCALE: 1:3




B SIGN ELEVATION
SCALE: 1:3



D EXPLODED VIEW
SCALE: 1:3



C PRINT DETAIL
SCALE: 1:2



E VARIATION - EXIT LEVEL (WITHOUT STAIRWELL EXIT DOOR)
SCALE: 1:5

Stair Door

Sign Type: ST
Description: ADA Compliant Stair Door Sign

SIGN SPECIFICATIONS

- SIGN FRAME**
Nominal Size: 7.75" H x 7.687" W
Material: Curved Aluminum Frame
Finish: Silver
End Caps: Black Plastic
 - BACKGROUND PRINTED INSERT**
Finish Size: 7.75" H x 7.687" W
Media: Semi-Rigid PVC Display Film
Color Match:
- Pantone 321
- Pantone 200
 - LENS**
Finish Size: 7.75" H x 7.687" W
Material/Thickness: 1/16" Modified Acrylic
Color: UM Clear (322-101)
 - TACTILE APPLIQUÉ**
Material: 1/32" Thick Modified Acrylic
Font: 5/8" Gotham Book
Color: Black (311-401)
 - BRILLE**
Type: Clear Grade II Braille
 - MOUNTING**
Tape: 1/16" Thick Double Sided Foam Tape
& RTV 108 Silicon Adhesive as needed
- Refer to Sign Installation Sheet for ADA Compliant Installation Specifications

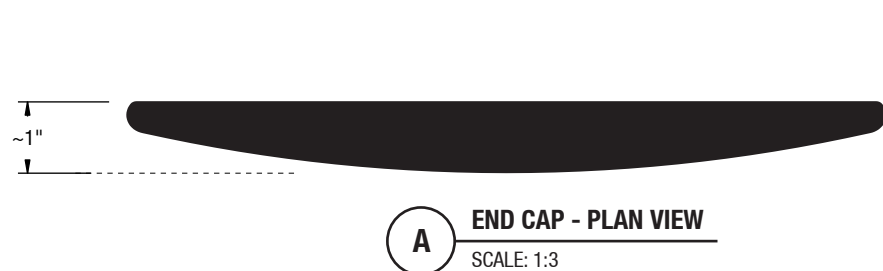
Elevator ID

Sign Type: EL-ID
Description: Elevator Bay Sign for Patients / Visitors Only

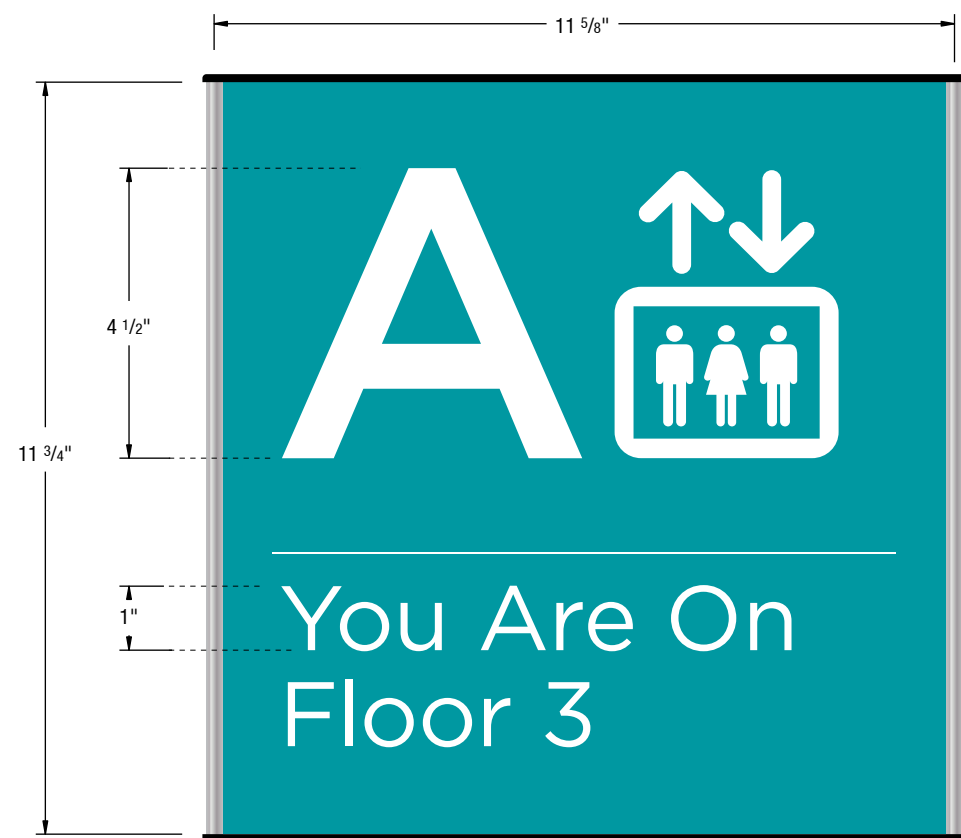
SIGN SPECIFICATIONS

- 1. SIGN FRAME**
Nominal Size: 11.75" H x 11.69" W
Material: Curved Aluminum Frame
Finish: Silver
End Caps: Black Plastic
- 2. BACKGROUND PRINTED INSERT**
Finish Size: 11.75" H x 11.69" W
Media: Semi-Rigid PVC Display Film
Color Match: █
- Pantone 321
Fonts:
- 4.5" Gotham Medium
- 1" Gotham Book
Visibility: 100'
- 3. LENS**
Finish Size: 11.75" H x 11.69" W
Material/Thickness: 1/16" Modified Acrylic
Color: UM Clear (322-101)
- 4. TACTILE APPLIQUÉ**
None
- 5. BRAILLE**
None
- 6. MOUNTING**
Tape: 1/16" Thick Double Sided Foam Tape & RTV 108 Silicon Adhesive as needed

Refer to Sign Installation Sheet for ADA Compliant Installation Specifications



A END CAP - PLAN VIEW
SCALE: 1:3



B SIGN ELEVATION
SCALE: 1:3



C EXPLODED VIEW
SCALE: 1:4

Elevator Sign

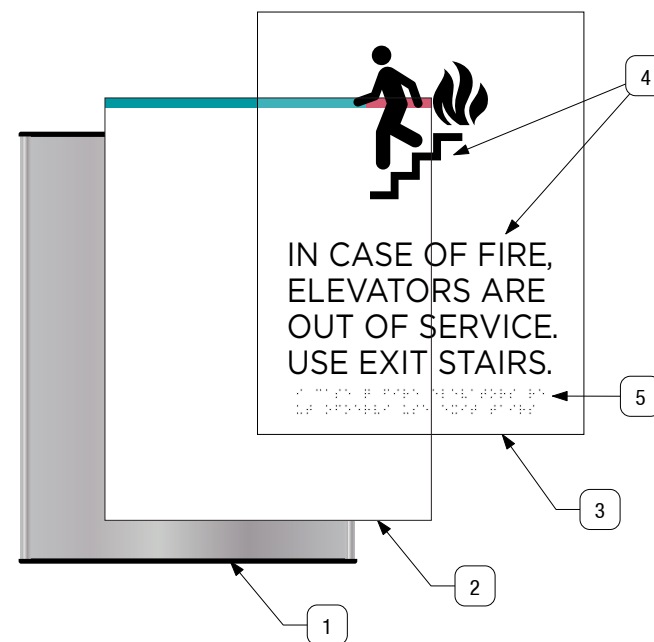
Sign Type: ICOF
Description: Elevator Bay Sign (In Case of Fire...)

SIGN SPECIFICATIONS

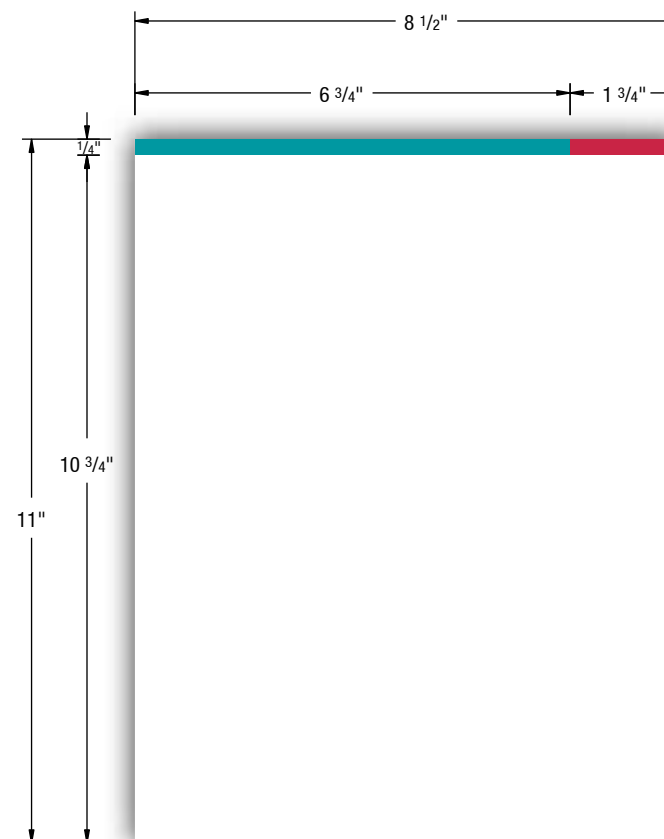
- 1. SIGN FRAME**
Nominal Size: 11" H x 8.5" W
Material: Curved Aluminum Frame
Finish: Silver
End Caps: Black Plastic
 - 2. BACKGROUND PRINTED INSERT**
Finish Size: 11" H x 8.5" W
Media: Semi-Rigid PVC Display Film
Color Match:
- Pantone 321
- Pantone 200
 - 3. LENS**
Finish Size: 11" H x 8.5" W
Material/Thickness: 1/16" Modified Acrylic
Color: UM Clear (322-101)
 - 4. TACTILE APPLIQUÉ**
Material: 1/32" Thick Modified Acrylic
Font: 5/8" Gotham Book
Color: Black (311-401)
 - 5. BRAILLE**
Type: Clear Grade II Braille
 - 6. MOUNTING**
Tape: 1/16" Thick Double Sided Foam Tape
& RTV 108 Silicon Adhesive as needed
- Refer to Sign Installation Sheet for ADA Compliant Installation Specifications



A SIGN ELEVATION
SCALE: 1:3



B EXPLODED VIEW
SCALE: 1:5



C PRINT DETAIL
SCALE: 1:3

Document Holder 11x8.5

Sign Type: DH-U
Description: Document Holder (User Updateable)

SIGN SPECIFICATIONS

- 1. SIGN FRAME**
Nominal Size: 11" H x 8.5" W
Material: Curved Aluminum Frame
Finish: Silver Anodized
End Caps: Black Plastic
- 2. DIGITAL PRINTED INSERT**
Finish Size: 11" H x 8.5" W
Media: Semi-Rigid PVC Display Film
Color Match:
- Pantone 321
- Pantone 200
- 3. UPDATEABLE TRANSPARENCY INSERT**
Finish Size: 11" H x 8.5" W
Media: Laser/Copier Transparency Film
- Fonts:
 .375" Arial
 .625" Arial Bold
Note: Arial is a Windows system font
Color: Black
- 4. LENS**
Finish Size: 11" H x 8.5" W
Material/Thickness: 1/16" Modified Acrylic
Color: UM Clear (322-101)
- 5. MOUNTING**
Tape: 1/16" Thick Double Sided Foam Tape & RTV 108 Silicon Adhesive as needed

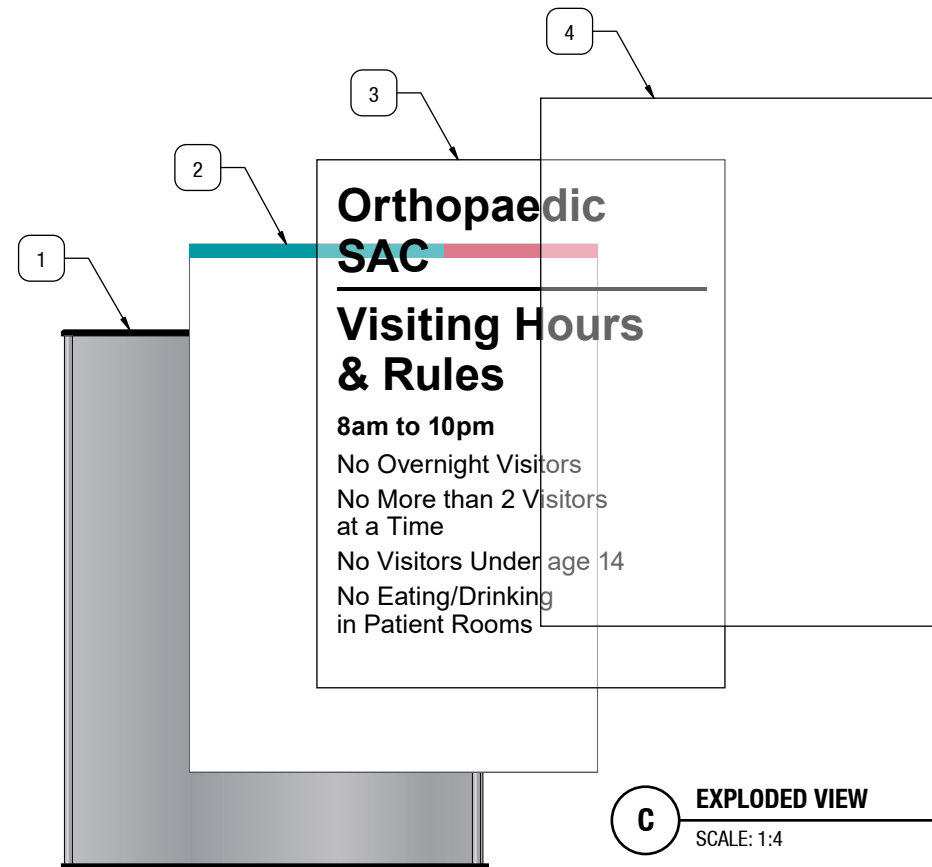
Refer to Sign Installation Sheet for ADA Compliant Installation Specifications



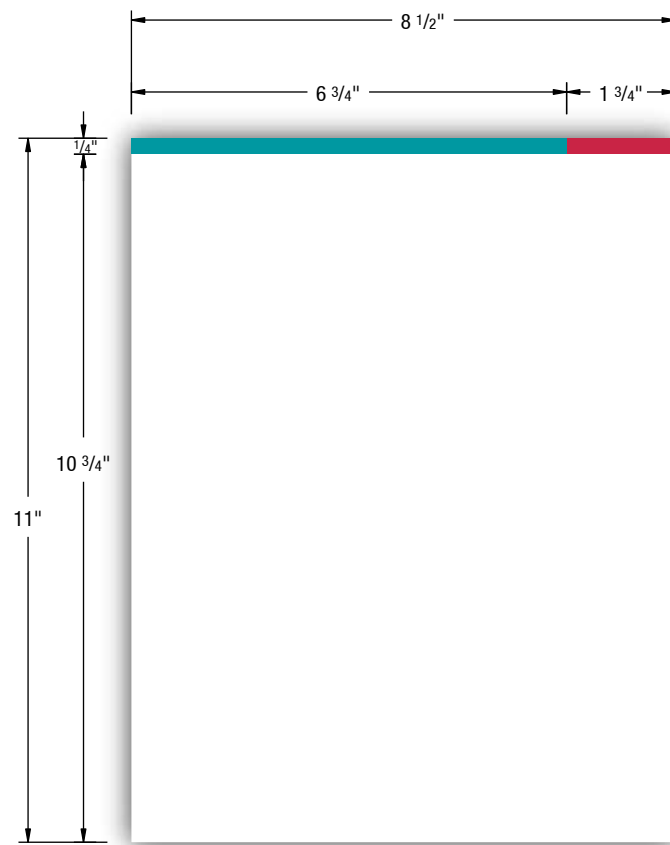
A END CAP - PLAN VIEW
SCALE: NTS



B SIGN ELEVATION
SCALE: 1:2



C EXPLODED VIEW
SCALE: 1:4



D PRINT DETAIL
SCALE: 1:3

DRAWING Q:\UNMH\Standards\Interior\Renderings, Submittals & PDFs\Pages\VD11x8p5VPai

CLIENT / PROJECT
Client: UNM Hospitals Interior Standards
Project: UNMH Wayfinding 2018:UNMH Interior Sign Standards

PACKAGE Q:\UNMH\Standards\Interior\Renderings, Submittals & PDFs\Submittals\UNMH_Interior Sign Standards_20200313

SUBMITTAL DATE
5/15/2020
Sign Package Modification Date: October 19, 2020 1:25 PM

APPROVAL REQUIRED FOR PRODUCTION
SIGNATURE / DATE

DRAWING REVISED DATE
00/00/0000

SHEET TITLE
DH-U
Document Holder - User Updateable

SHEET

26

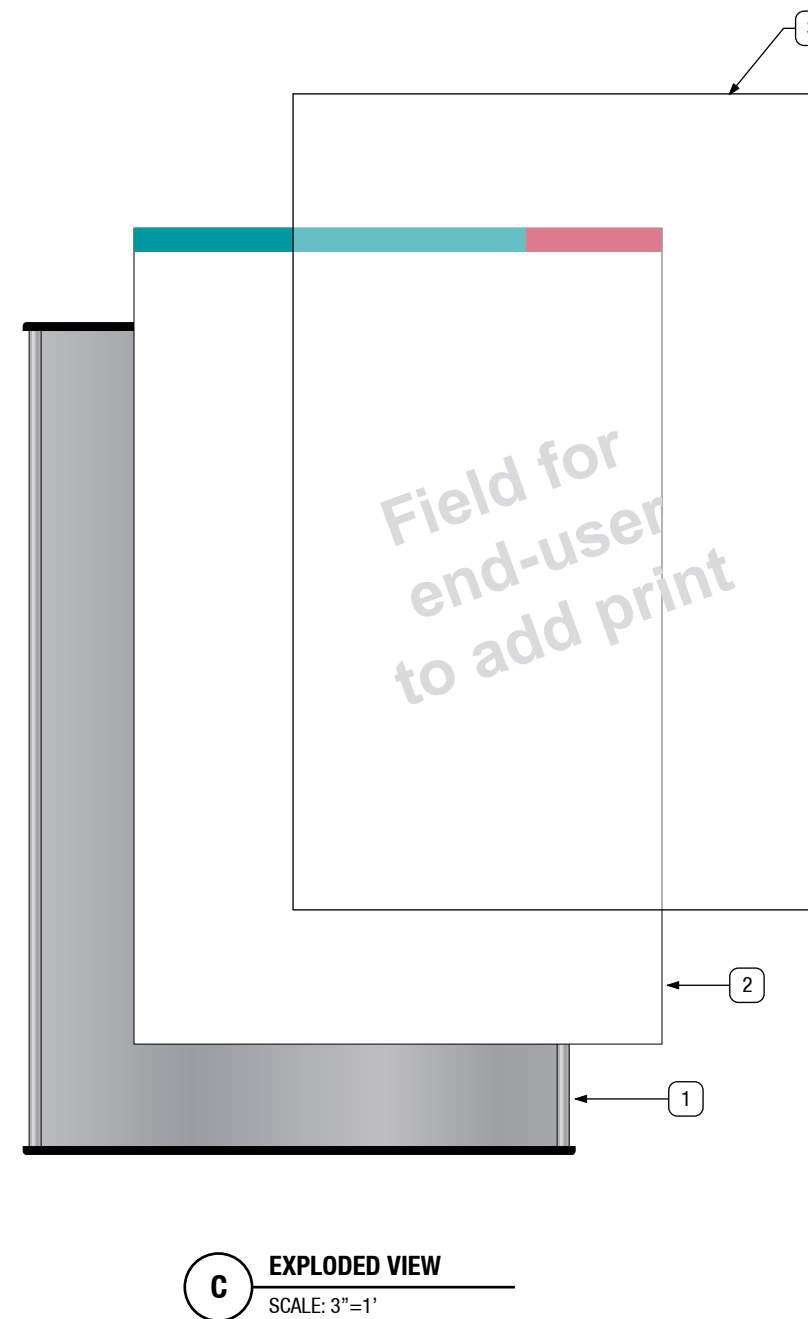
Document Holder

Sign Type: DH-L
Description: Updateable Document Holder

SIGN SPECIFICATIONS

- 1. SIGN FRAME**
Nominal Size: 17" H x 11" W
Material: Curved Aluminum Frame
Finish: Silver Anodized
End Caps: Black Plastic
- 2. DIGITAL PRINTED INSERT**
Finish Sizes: 17" H x 11" W
Media: Semi-Rigid PVC Display Film
Color Match:
- Pantone 321 █
- Pantone 200 █
Fonts:
- Gotham Medium
- Gotham Book
- 3. LENS**
Finish Size: 4" H x 7.687" W
Material/Thickness: 1/16" Modified Acrylic
Color: UM Clear (322-101)
- 4. MOUNTING**
Tape: 1/16" Thick Double Sided Foam Tape & RTV 108 Silicon Adhesive as needed

Refer to Sign Installation Sheet for ADA Compliant Installation Specifications



Document Holder

Sign Type: DH-T
Description: Document Holder (User Updateable)

SIGN SPECIFICATIONS

1. SIGN FRAME
Trappa frame system. Edges snap open from the front to allow graphic changes
Material: Aluminum Frame
Finish: Silver Anodized

2. DIGITAL PRINTED INSERT

Finish Sizes:
- 8.5" x 11"
- 11" x 17"
- 18" x 24"
- 24" x 36"
Media: End user provided

3. LENS

Finish Sizes:
- 8.5" x 11"
- 11" x 17"
- 18" x 24"
- 24" x 36"
Color: Matte Clear

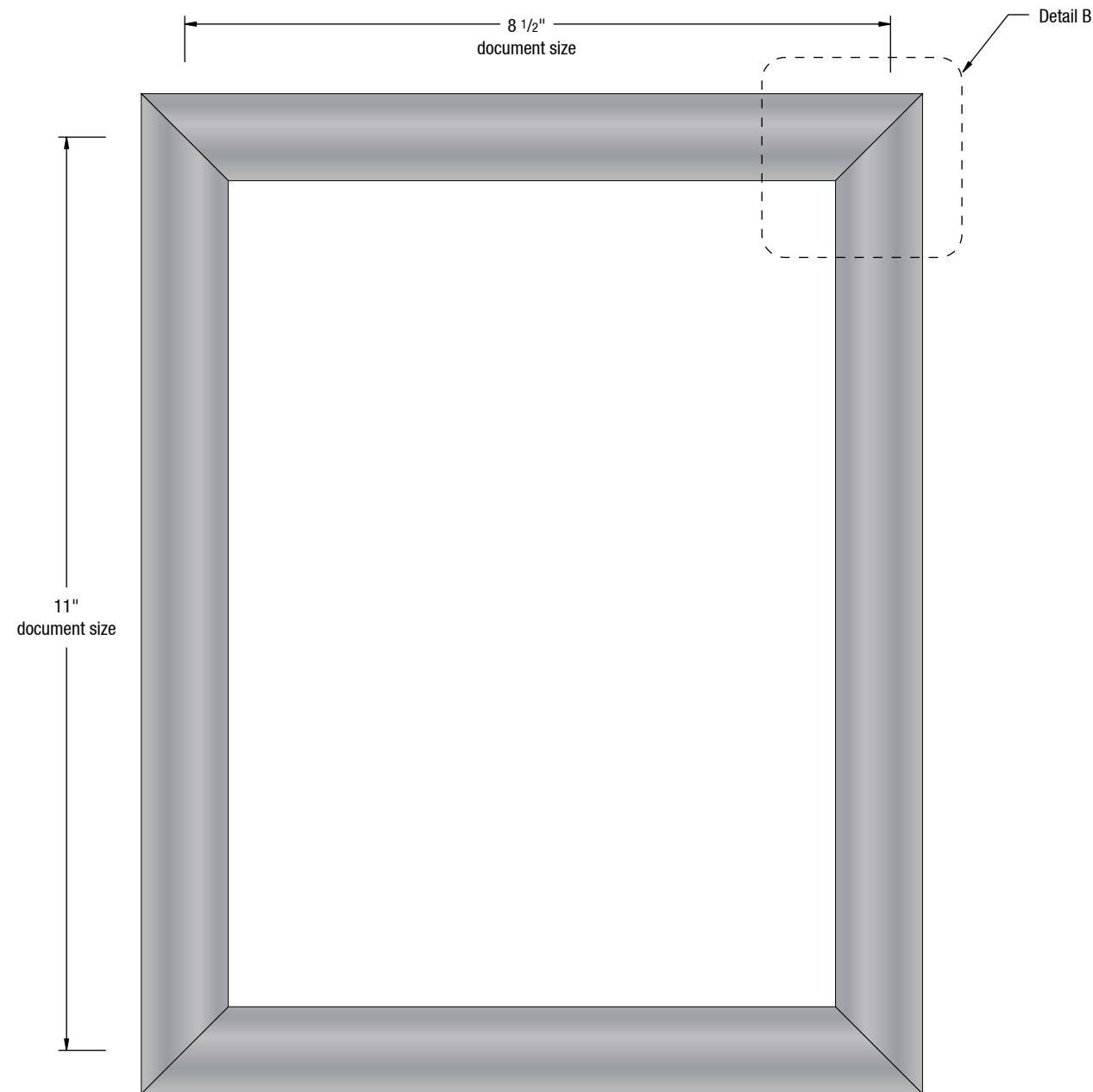
4. MOUNTING

Tape: 1/16" Thick Double Sided Foam Tape & RTV 108 Silicon Adhesive as needed

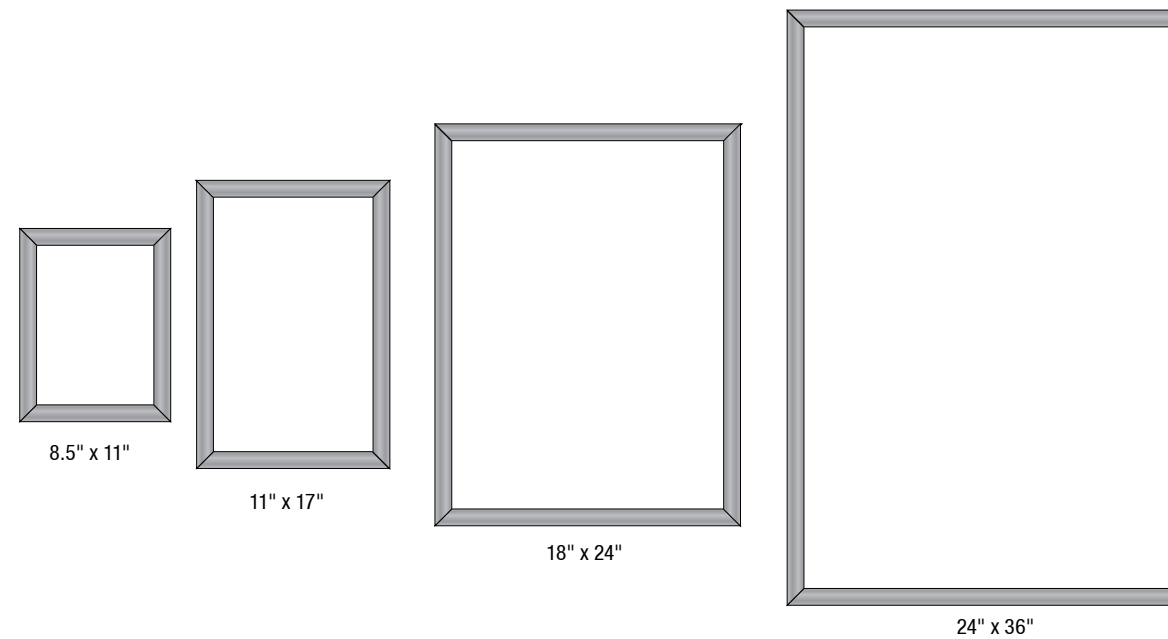
Install 60" to center



B FRAME EDGE DETAIL
SCALE: NTS



B SIGN ELEVATION
SCALE: 1:2



C VARIATIONS - STANDARD APPROVED SIZES
SCALE: 1 1/2"=1'

DRAWING <No intersecting link>

CLIENT / PROJECT
Client: UNM Hospitals Interior Standards
Project: UNMH Wayfinding 2018:UNMH Interior Sign Standards

PACKAGE Q:\UNMH\Standards\Interior\Renderings, Submittals & PDFs\Submittals\UNMH_Interior Sign Standards_20200313

SUBMITTAL DATE
5/15/2020
Sign Package Modification Date: October 19, 2020 1:25 PM

APPROVAL REQUIRED FOR PRODUCTION SIGNATURE / DATE

DRAWING REVISED DATE
00/00/0000

SHEET TITLE
DH-T
Document Holder - User Updateable

Patient Rights

Sign Type: PR
Description: ADA Compliant Room Sign w/
Updateable Document Holder Section

SIGN SPECIFICATIONS

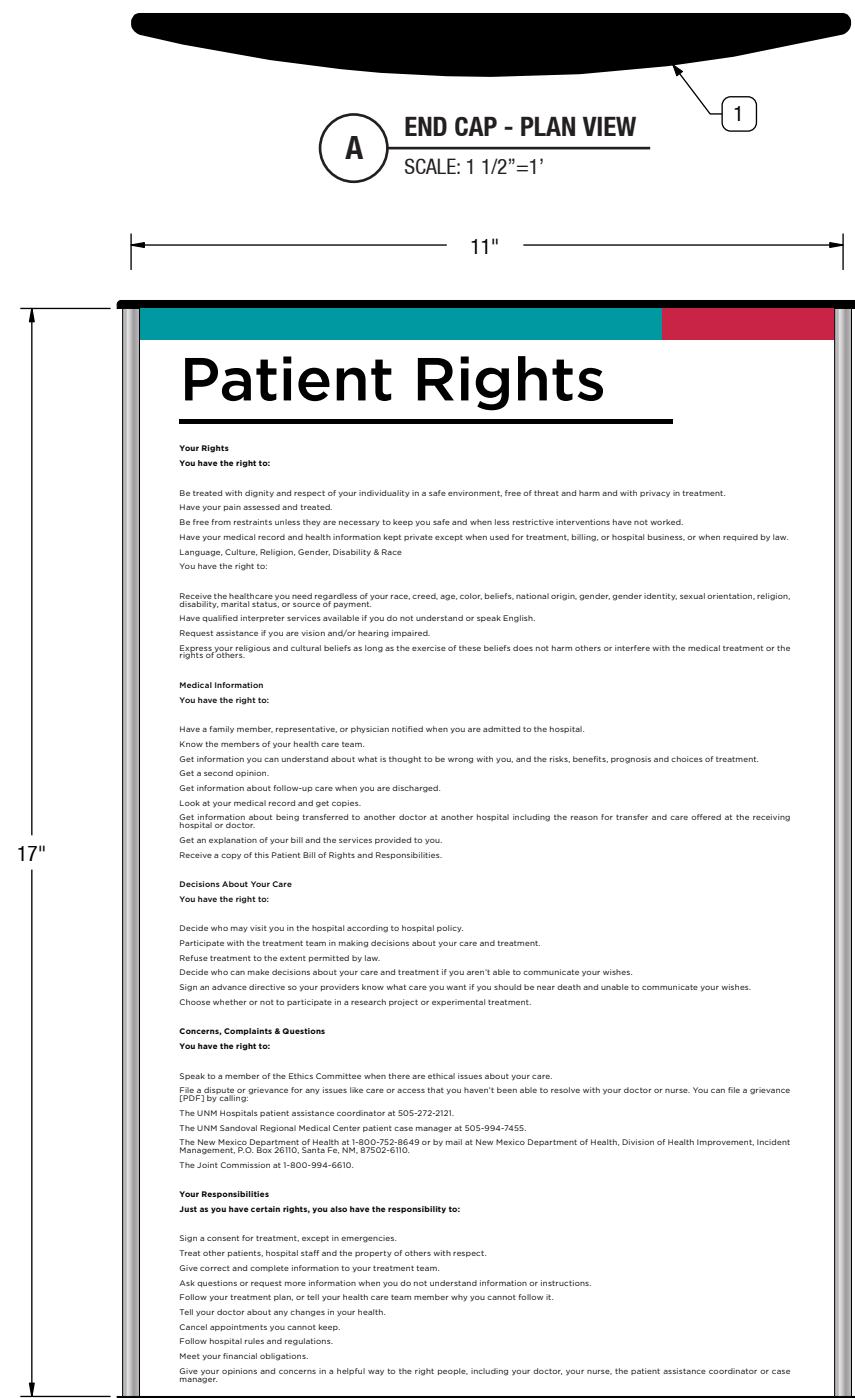
1. SIGN FRAME
Nominal Size: 17" H x 11" W
Material: Curved Aluminum Frame
Finish: Silver Anodized
End Caps: Black Plastic

2. DIGITAL PRINTED INSERT
Finish Sizes: 17" H x 11" W
Media: Semi-Rigid PVC Display Film
Color Match:
- Pantone 321 █
- Pantone 200 █
Fonts:
- Gotham Medium
- Gotham Book

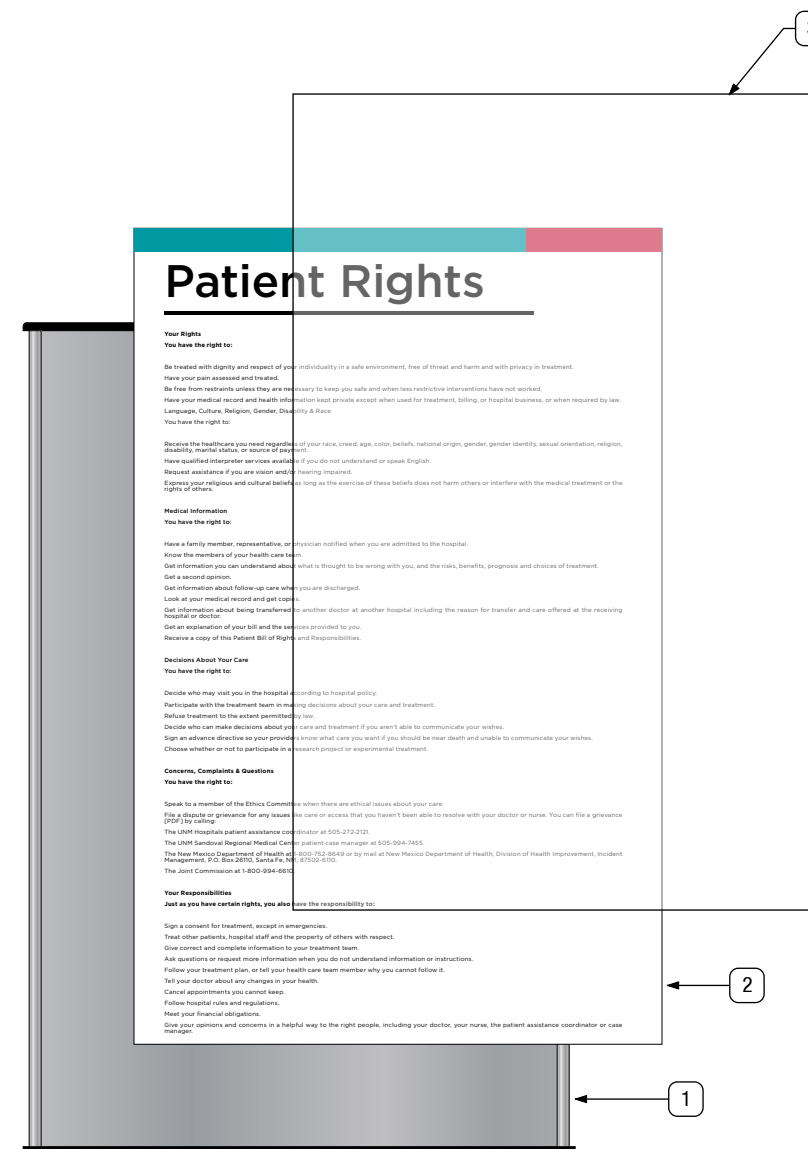
3. LENS
Finish Size: 4" H x 7.687" W
Material/Thickness: 1/16" Modified Acrylic
Color: UM Clear (322-101)

4. MOUNTING
Tape: 1/16" Thick Double Sided Foam Tape
& RTV 108 Silicon Adhesive as needed

Refer to Sign Installation Sheet for ADA
Compliant Installation Specifications



B SIGN ELEVATION
SCALE: 1:3



C EXPLODED VIEW
SCALE: 3"=1'

DRAWING <No intersecting link>

CLIENT / PROJECT

Client: UNM Hospitals Interior Standards
Project: UNMH Wayfinding 2018:UNMH Interior Sign Standards

SUBMITTAL DATE

5/15/2020
Sign Package Modification Date: October 19, 2020 1:25 PM

DRAWING REVISED DATE

00/00/0000

SHEET TITLE

PR
Patient Rights

SHEET

29

PACKAGE Q:\UNMH\Standards\Interior\Renderings, Submittals & PDFs\Submittals\UNMH_Interior Sign Standards_20200313

APPROVAL REQUIRED
FOR PRODUCTION

SIGNATURE / DATE

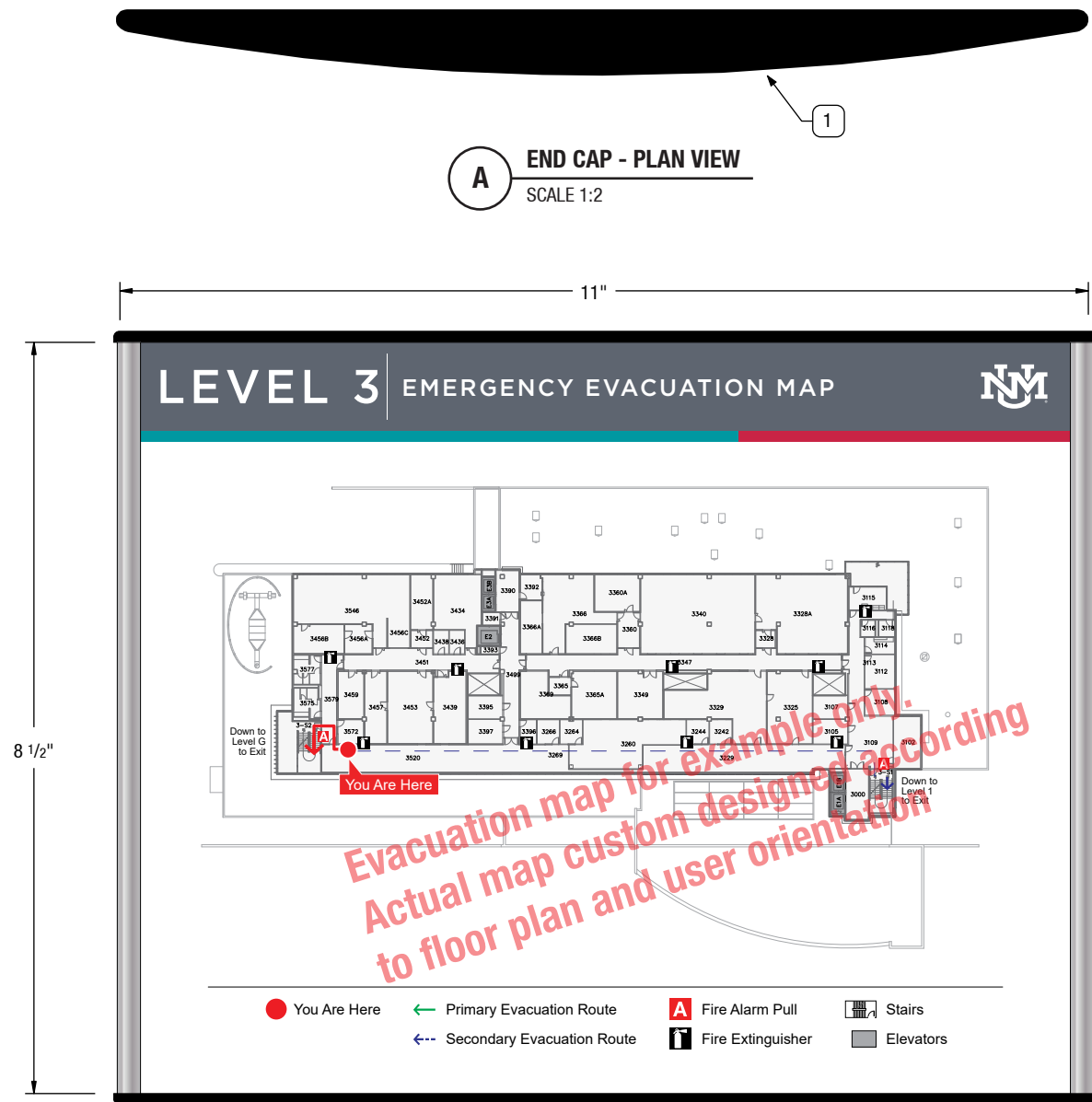
Evacuation Map

Sign Type: Evac
Description: Document Holder (Static Information)

SIGN SPECIFICATIONS

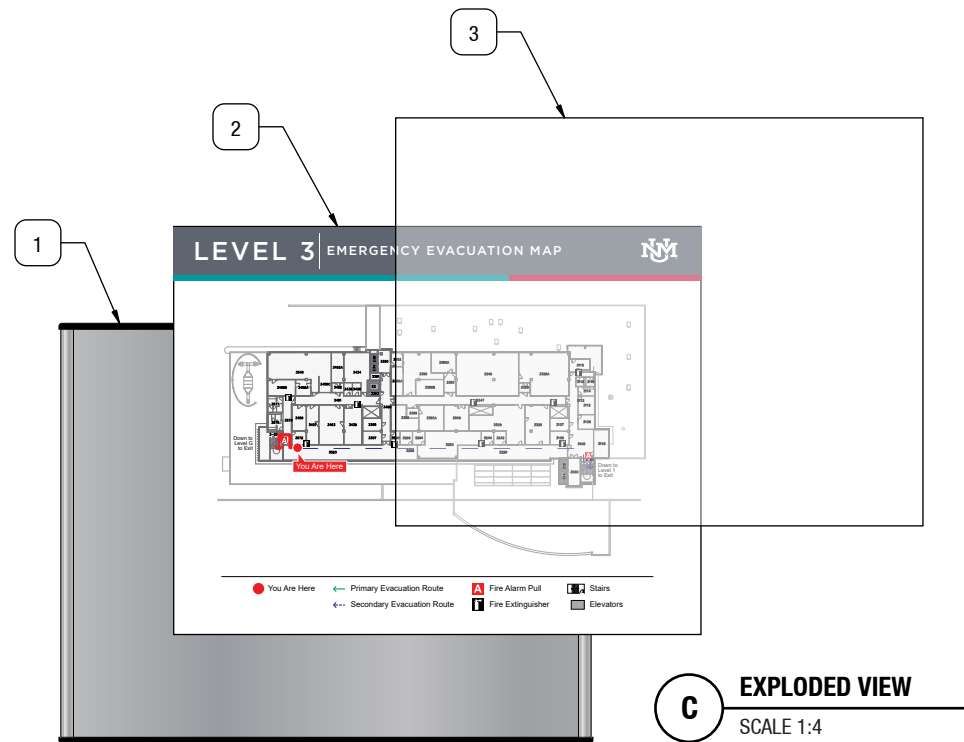
- SIGN FRAME**
Nominal Size: 8.5" H x 11" W
Material: Curved Aluminum Frame
Finish: Silver Anodized
End Caps: Black Plastic
- DIGITAL PRINTED INSERT**
Finish Size: 8.5" H x 11" W
Media: Semi-Rigid PVC Display Film
Color Match:
- Pantone 321 █
- Pantone 200 █
- Pantone Cool Grey 10 █
- Font: Gotham Book
Note: Map art TBD by individual floor plan, and user orientation
- LENS**
Finish Size: 8.5" H x 11" W
Material/Thickness: 1/16" Modified Acrylic
Color: UM Clear (322-101)
- MOUNTING**
Tape: 1/16" Thick Double Sided Foam Tape & RTV 108 Silicon Adhesive as needed

Refer to Sign Installation Sheet for ADA Compliant Installation Specifications



A END CAP - PLAN VIEW
SCALE 1:2

B SIGN ELEVATION
SCALE 1:2



C EXPLODED VIEW
SCALE 1:4



D PRINT DETAIL
SCALE: 1:3

Detail shown at 50% opacity for overlaying measurements only

Wayfinding Flag

Sign Type: FL
 Description: Wayfinding Flag Sign
 (Projected from wall)

SIGN SPECIFICATIONS

1. SIGN FRAME
 Nominal Size: 7.687" H x 7.75" W
 Material: Curved Aluminum Frame
 Finish: Anodized Silver
 End Caps: Black Plastic
 Note: Double-sided

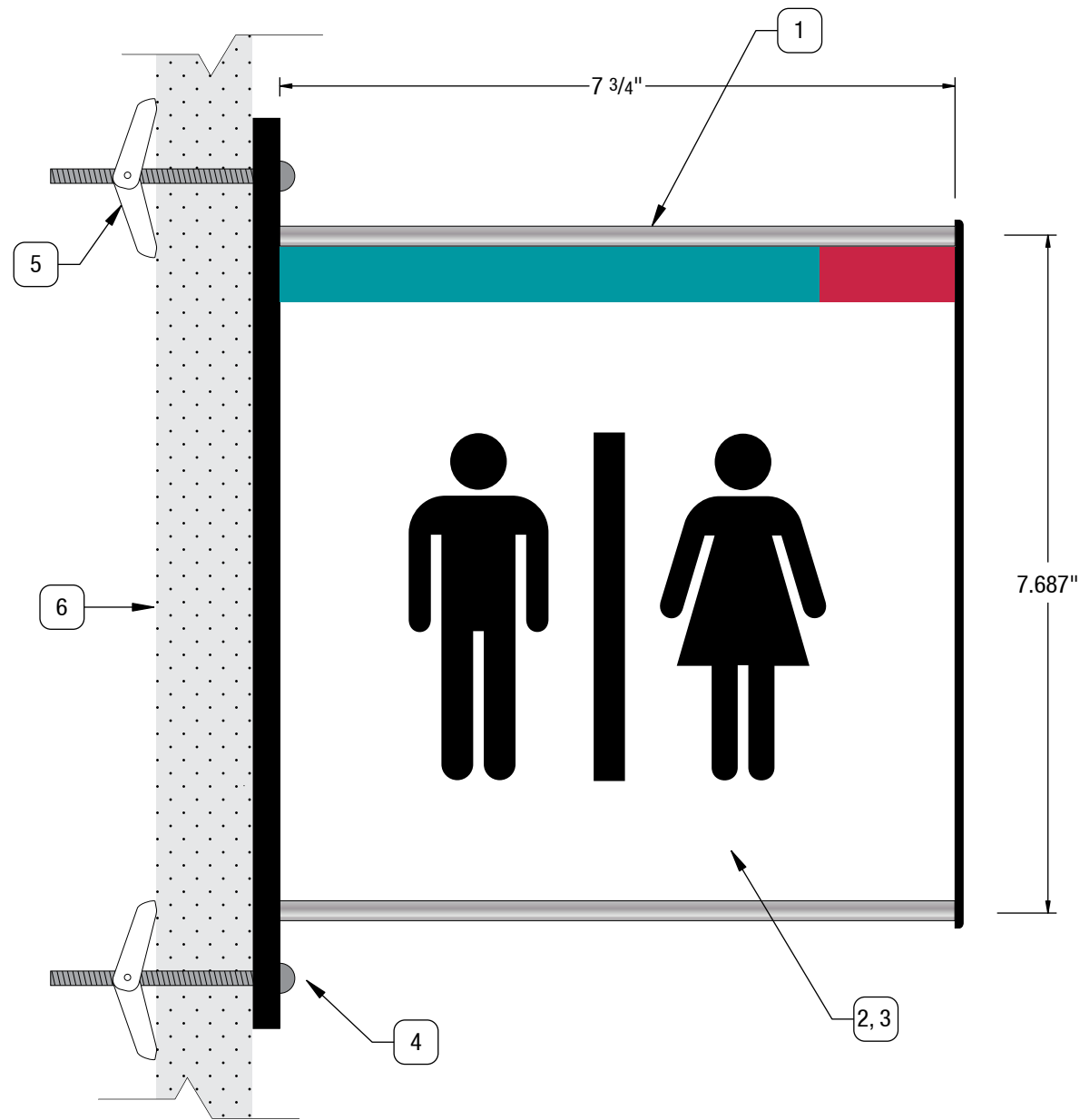
2. BACKGROUND PRINTED INSERT
 Finish Size: 7.687" H x 7.75" W
 Media: Semi-Rigid PVC Display Film
 Symbol Height: 4" H
 Color Match:
 - Pantone 321 █
 - Pantone 200 █

3. LENS
 Finish Size: 7.75" H x 7.687" W
 Material/Thickness: 1/16" Modified Acrylic
 Color: UM Clear (322-101)

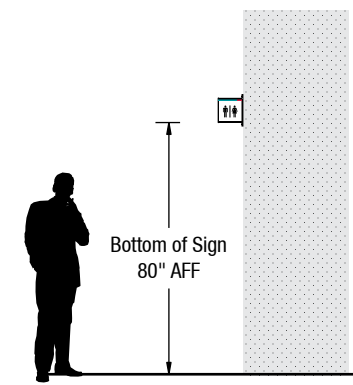
4. MOUNTING BRACKET
 Material: 1/4" black aluminum bracket

5. MOUNTING
 Hardware: 1/4" zip toggle

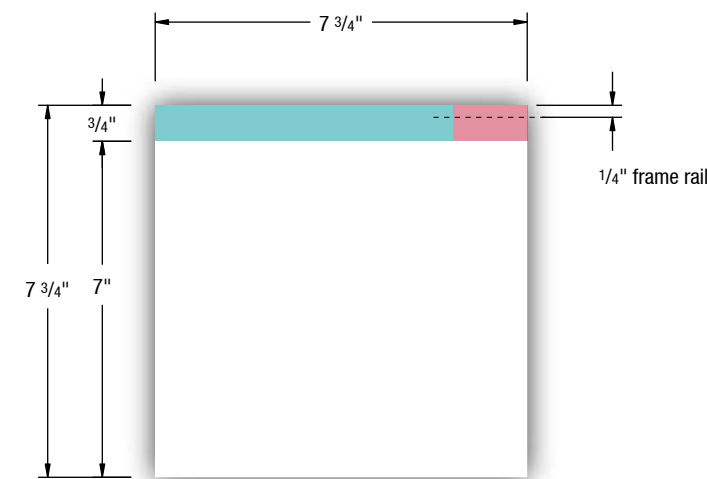
6. WALL
 Drywall



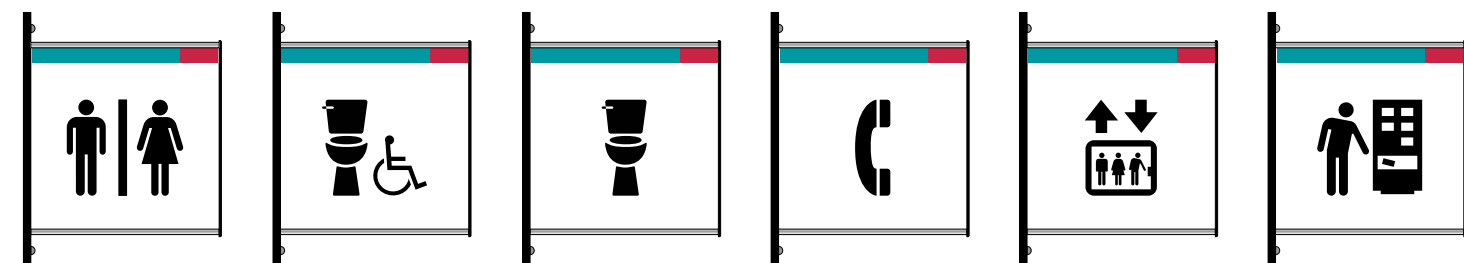
A FRONT ELEVATION
 SCALE: 1:2



B INSTALLATION GUIDE
 SCALE: 3/16"=1'



C PRINT DETAIL
 SCALE: 3"=1' *Detail shown at 50% opacity for overlaying measurements only*



D VARIATIONS
 SCALE 1 1/2"=1'

DRAWING <No intersecting link>

CLIENT / PROJECT
 Client: UNM Hospitals Interior Standards
 Project: UNMH Wayfinding 2018:UNMH Interior Sign Standards

PACKAGE Q:\UNMH\Standards\Interior\Renderings, Submittals & PDFs\Submittals\UNMH_Interior Sign Standards_20200313

SUBMITTAL DATE
 5/15/2020
 Sign Package Modification Date: October 19, 2020 1:25 PM

APPROVAL REQUIRED
 FOR PRODUCTION

SIGNATURE / DATE

DRAWING REVISED DATE
 00/00/0000

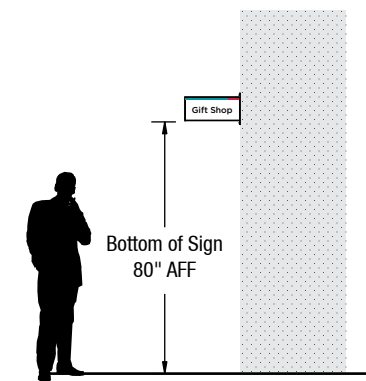
SHEET TITLE
 FL
 Wayfinding Flag

SHEET


31



A FRONT ELEVATION
SCALE: 1:3



B INSTALLATION GUIDE
SCALE: 3/16"=1'



C PRINT DETAIL
SCALE: 3"=1'

Detail shown at 50% opacity for overlaying measurements only



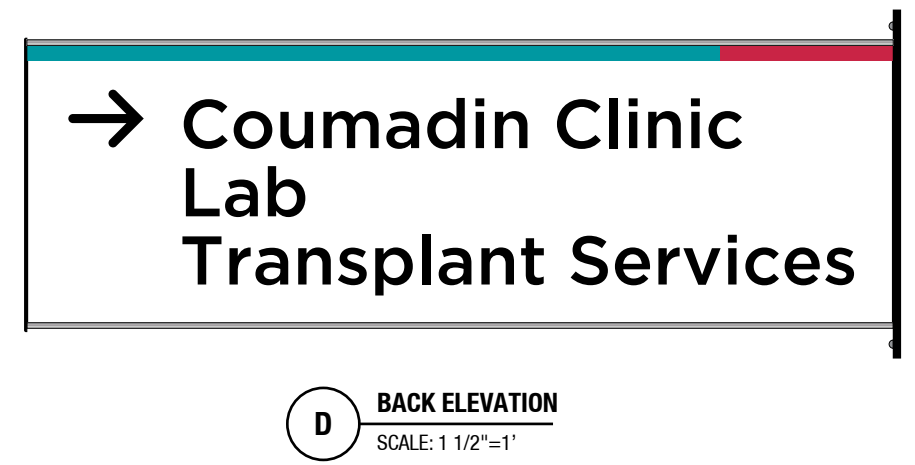
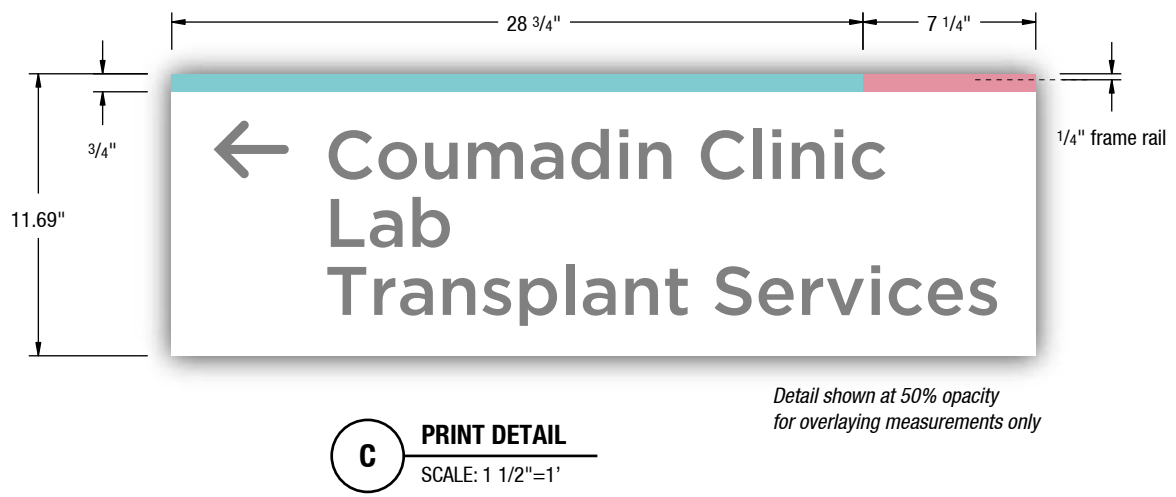
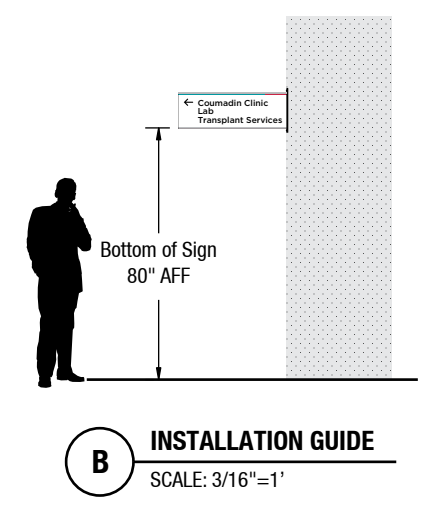
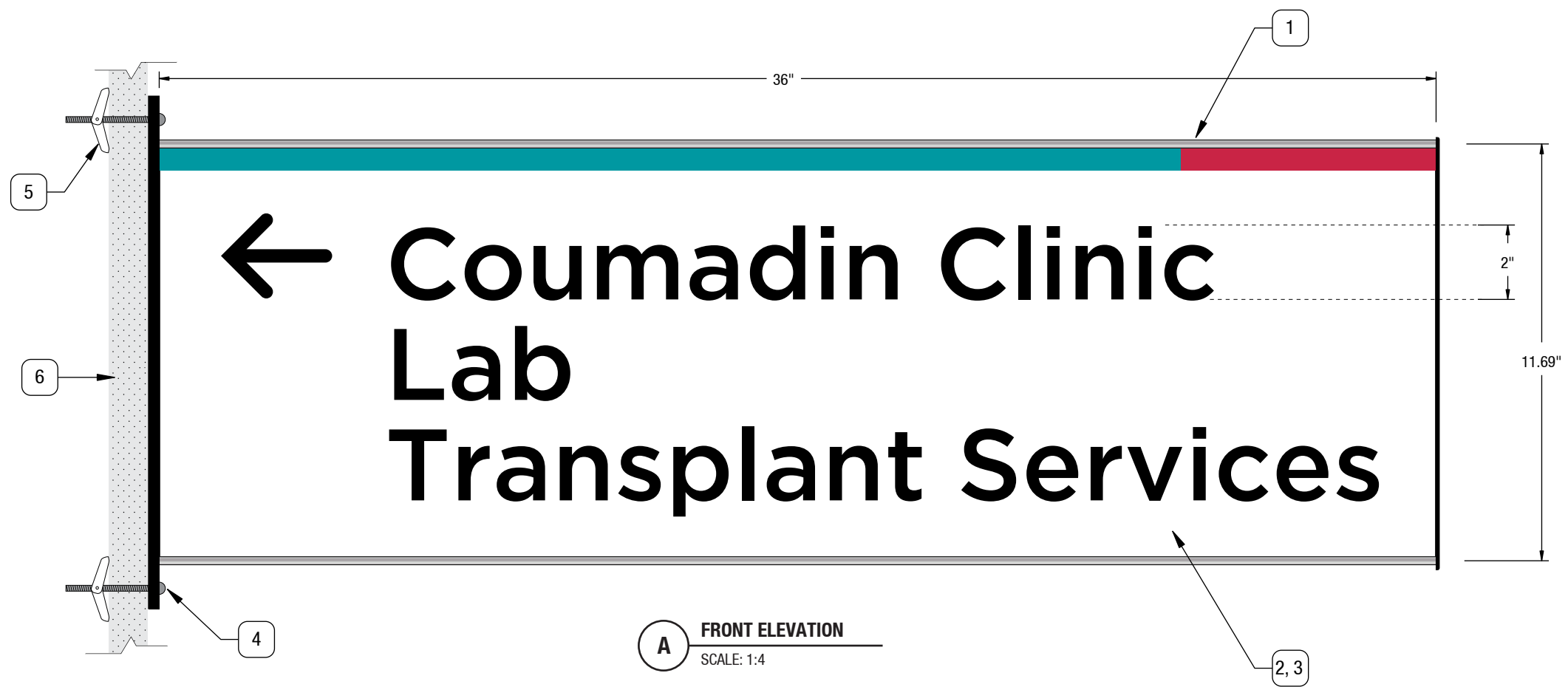
D VARIATION - 2 LINES OF TEXT
SCALE: 3"=1'

Wayfinding Flag

Sign Type: FL
Description: Wayfinding Flag Sign
(Projected from wall)

SIGN SPECIFICATIONS

- 1. SIGN FRAME**
Nominal Size: 7.75" H x 18" W
Material: Curved Aluminum Frame
Finish: Anodized Silver
End Caps: Black Plastic
Note: Double-sided
- 2. BACKGROUND PRINTED INSERT**
Finish Size: 7.75" H x 18" W
Media: Semi-Rigid PVC Display Film
Font: 2" Gotham Book
Visibility: 58'
Color Match:
- Pantone 321
- Pantone 200
- 3. LENS**
Finish Size: 7.75" H x 18" W
Material/Thickness: 1/16" Modified Acrylic
Color: UM Clear (322-101)
- 4. MOUNTING BRACKET**
Material: 1/4" black aluminum bracket
- 5. MOUNTING**
Hardware: 1/4" zip toggle
- 6. WALL**
Drywall

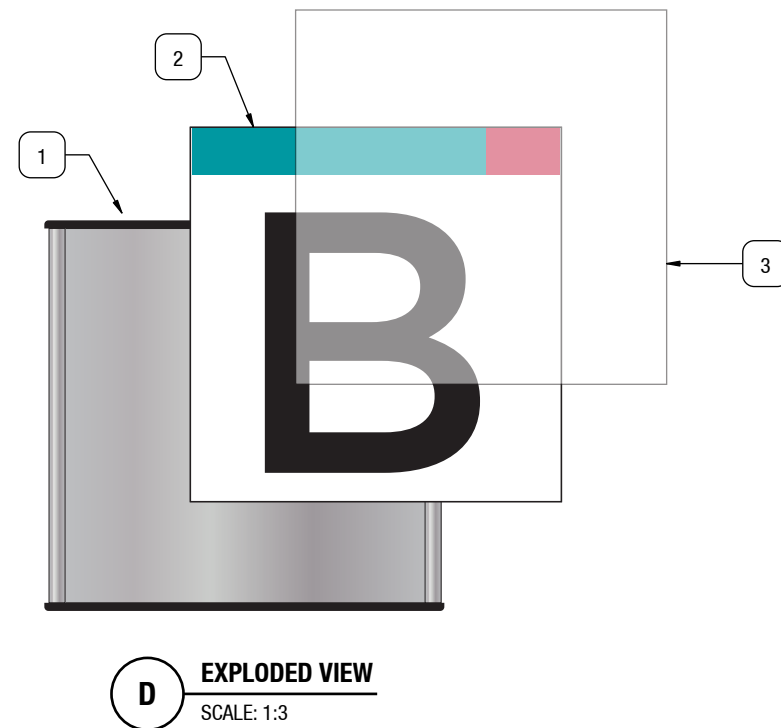
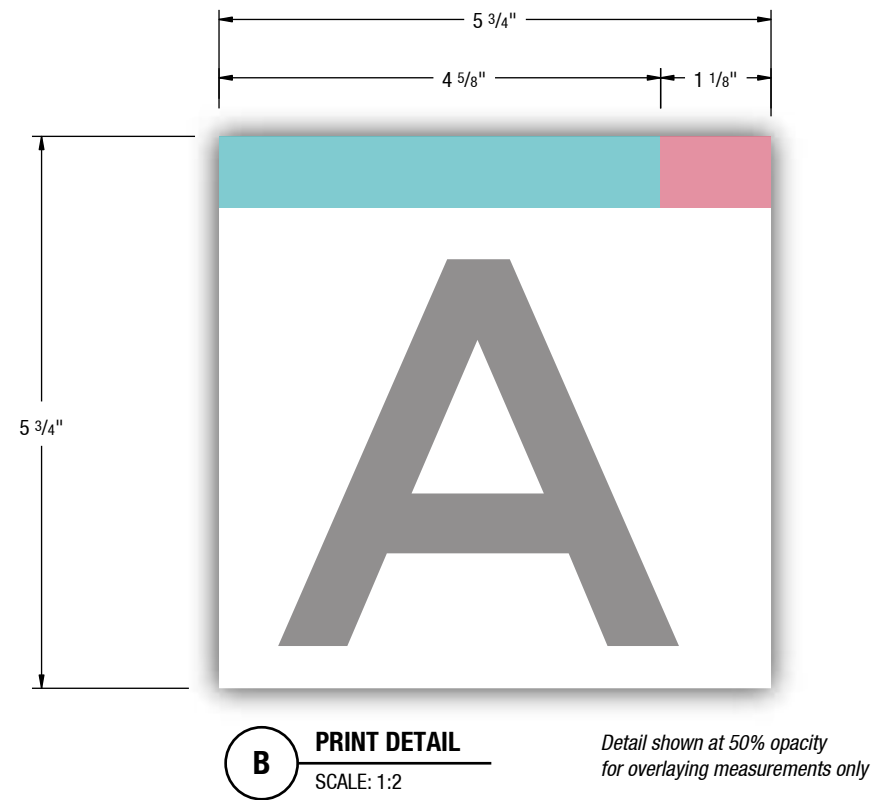
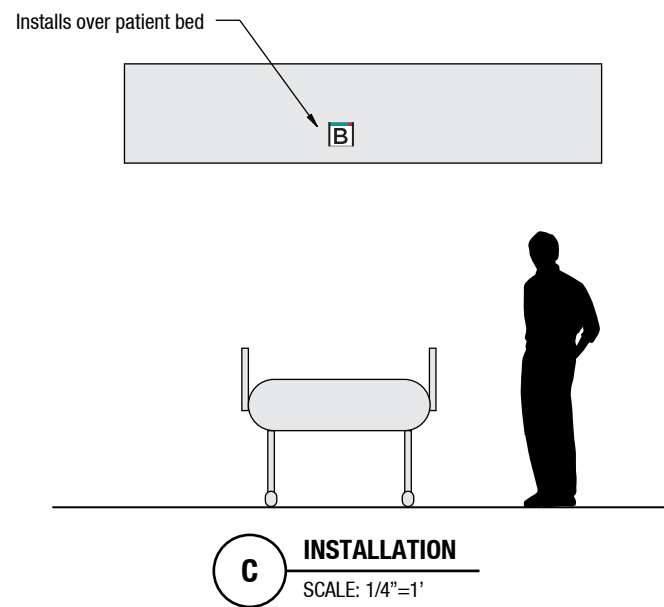
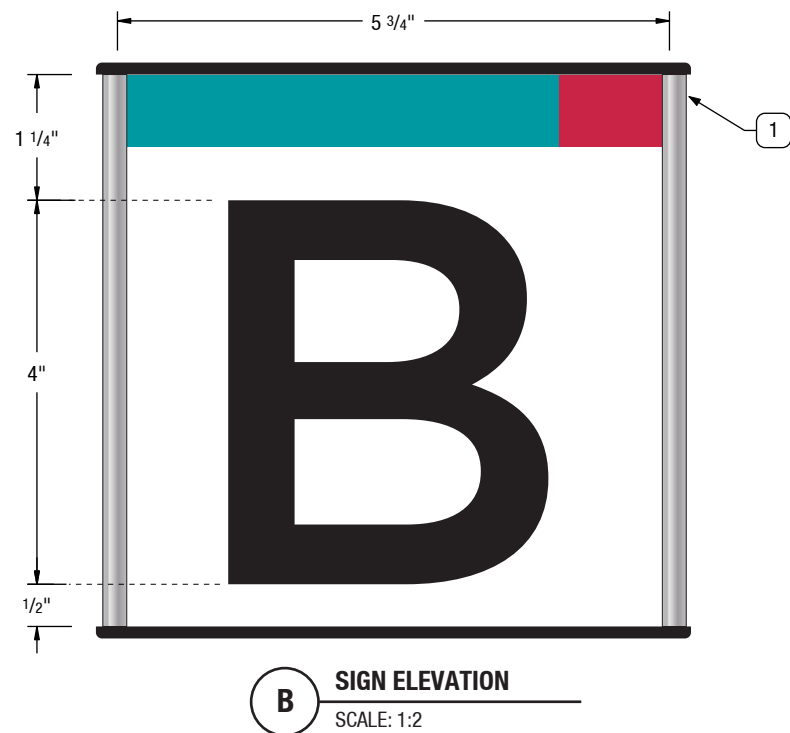
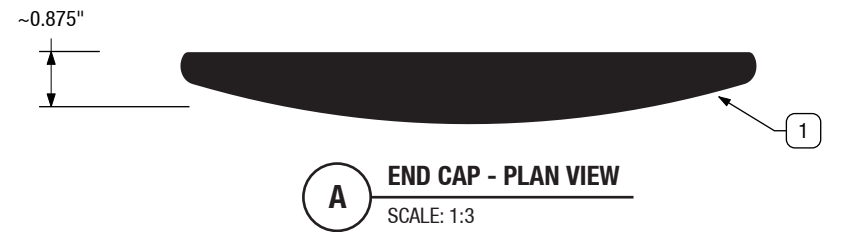


Wayfinding Flag

Sign Type: FL-L
Description: Wayfinding Flag Sign (Projected from wall)

SIGN SPECIFICATIONS

- SIGN FRAME**
Nominal Size: 11.69" H x 36" W
Material: Curved Aluminum Frame
Finish: Anodized Silver
End Caps: Black Plastic
Note: Double-sided
- BACKGROUND PRINTED INSERT**
Finish Size: 11.69" H x 36" W
Media: Semi-Rigid PVC Display Film
Font: 2" Gotham Book
Visibility: 58'
Color Match:
- Pantone 321 █
- Pantone 200 █
- LENS**
Finish Size: 11.69" H x 36" W
Material/Thickness: 1/16" Modified Acrylic
Color: UM Clear (322-101)
- MOUNTING BRACKET**
Material: 1/4" black aluminum bracket
- MOUNTING**
Hardware: 1/4" zip toggle
- WALL**
Drywall



Bed ID

Sign Type: Bed-ID
Description: Patient Bed Identification

SIGN SPECIFICATIONS

- 1. SIGN FRAME**
Nominal Size: 5.75" H x 5.781" W
Material: Curved Aluminum Frame
Finish: Silver
End Caps: Black Plastic
 - 2. BACKGROUND PRINTED INSERT**
Finish Size: 5.75" H x 5.781" W
Media: Semi-Rigid PVC Display Film
Color Match:
- Pantone 321
- Pantone 200
Font: 4" Gotham Medium
Visibility: 100'
 - 3. LENS**
Finish Size: 5.75" H x 5.781" W
Material/Thickness: 1/16" Modified Acrylic
Color: UM Clear (322-101)
 - 4. MOUNTING**
Tape: 1/16" Thick Double Sided Foam Tape & RTV 108 Silicon Adhesive as needed
- Refer to Sign Installation Sheet for ADA Compliant Installation Specifications

Flag Bed ID

Sign Type: FL-Bed
 Description: Patient Bed Identification Flag Sign
 (Projected from wall)

SIGN SPECIFICATIONS

1. SIGN FRAME
 Nominal Size: 5.781" H x 5.75" W
 Material: Curved Aluminum Frame
 Finish: Silver
 End Caps: Black Plastic
 Note: Double-sided

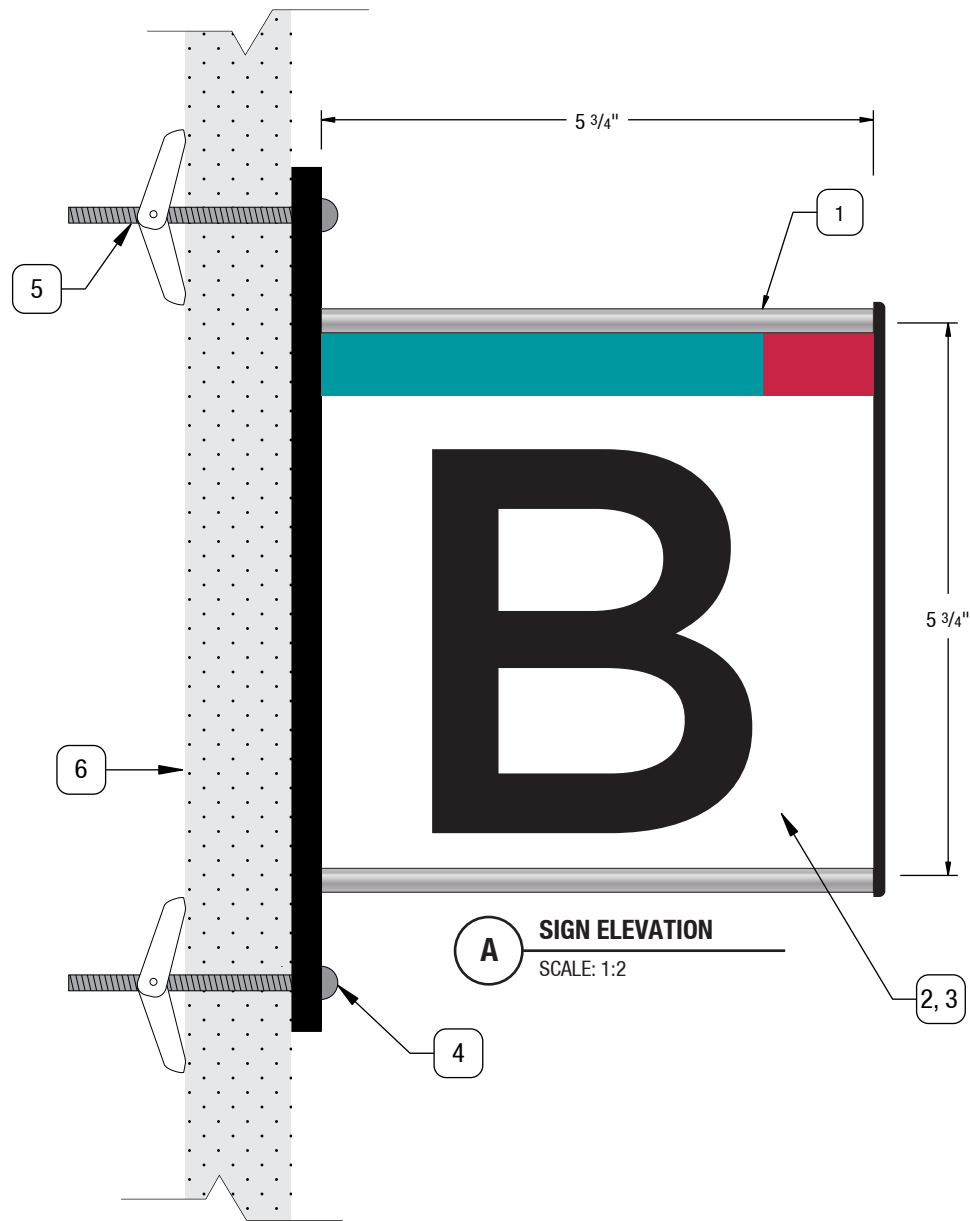
2. BACKGROUND PRINTED INSERT
 Finish Size: 5.781" H x 5.75" W
 Media: Semi-Rigid PVC Display Film
 Color Match:
 - Pantone 321
 - Pantone 200
 Font: 4" Gotham Medium
 Visibility: 100'

3. LENS
 Finish Size: 5.781" H x 5.75" W
 Material/Thickness: 1/16" Modified Acrylic
 Color: UM Clear (322-101)


4. MOUNTING BRACKET
 Material: 1/4" black aluminum bracket

5. MOUNTING
 Hardware: 1/4" zip toggle


6. WALL
 Drywall



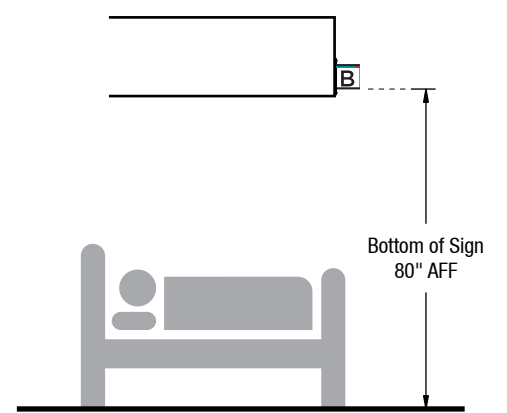
A SIGN ELEVATION
 SCALE: 1:2



B END CAP - PLAN VIEW
 SCALE: 1:2



C PRINT DETAIL
 SCALE: 1:2
Detail shown at 50% opacity for overlaying measurements only



D INSTALLATION
 SCALE: 1/16=1'

Flag Bed ID

Sign Type: FL-Bed-C
 Description: Patient Bed Identification Flag Sign
 (Projected down from ceiling)

SIGN SPECIFICATIONS

1. SIGN FRAME
 Nominal Size: 5.781" H x 5.75" W
 Material: Curved Aluminum Frame
 Finish: Silver
 End Caps: Black Plastic
 Note: Double-sided

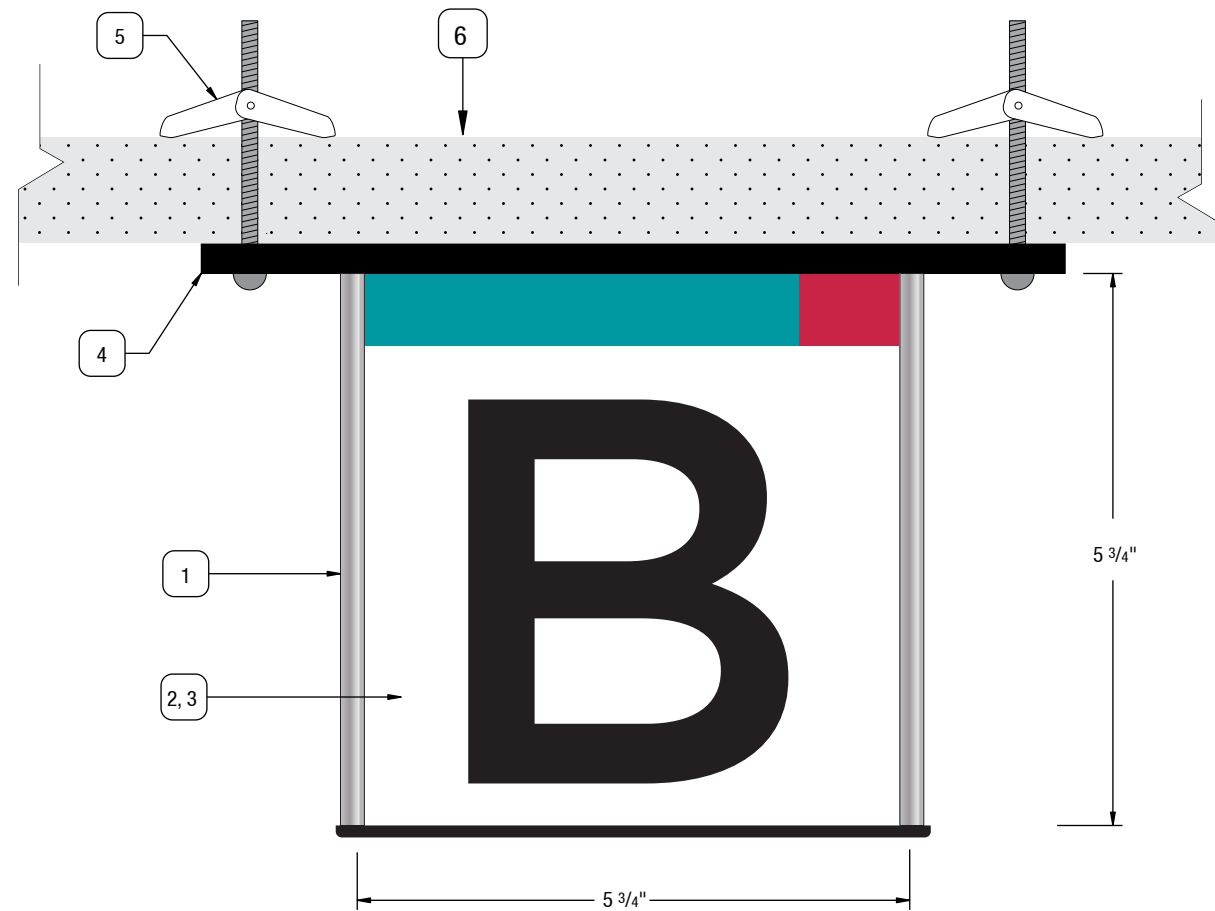
2. BACKGROUND PRINTED INSERT
 Finish Size: 5.781" H x 5.75" W
 Media: Semi-Rigid PVC Display Film
 Color Match:
 - Pantone 321
 - Pantone 200
 Font: 4" Gotham Medium
 Visibility: 100'

3. LENS
 Finish Size: 5.781" H x 5.75" W
 Material/Thickness: 1/16" Modified Acrylic
 Color: UM Clear (322-101)

4. MOUNTING BRACKET
 Material: 1/4" black aluminum bracket

5. MOUNTING
 Hardware: 1/4" zip toggle


6. WALL
 Drywall



A SIGN ELEVATION
 SCALE: 1:2

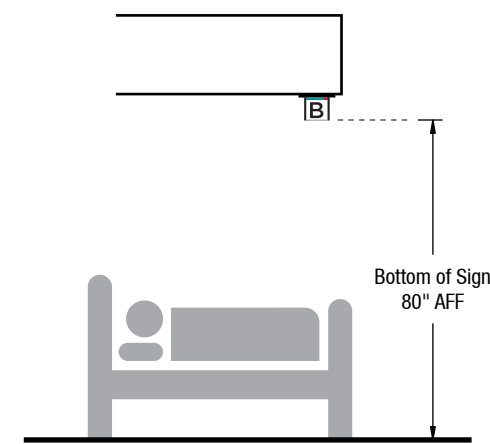


B END CAP - PLAN VIEW
 SCALE: 1:2

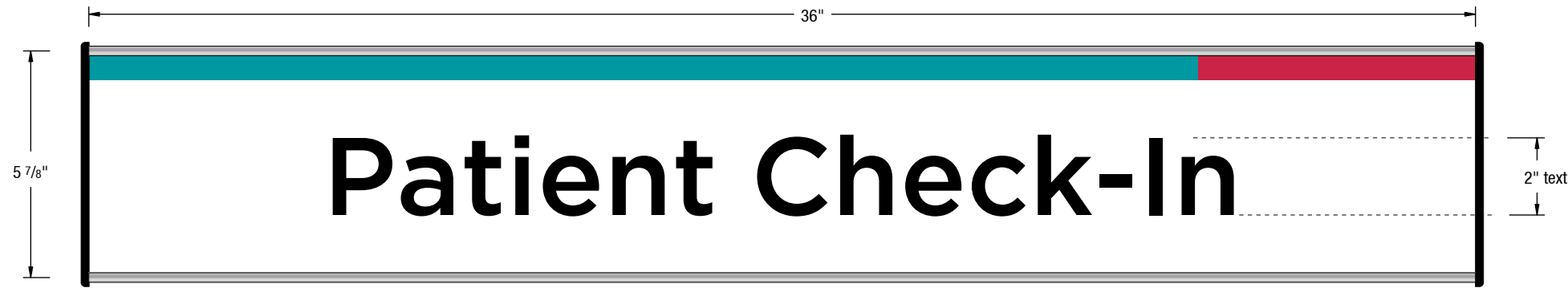


C PRINT DETAIL
 SCALE: 1:2


*Detail shown at 50% opacity
 for overlaying measurements only*



D INSTALLATION
 SCALE: 1/16=1'



A SIGN ELEVATION
SCALE: 1:4



B END CAP - PLAN VIEW
SCALE: 1:4

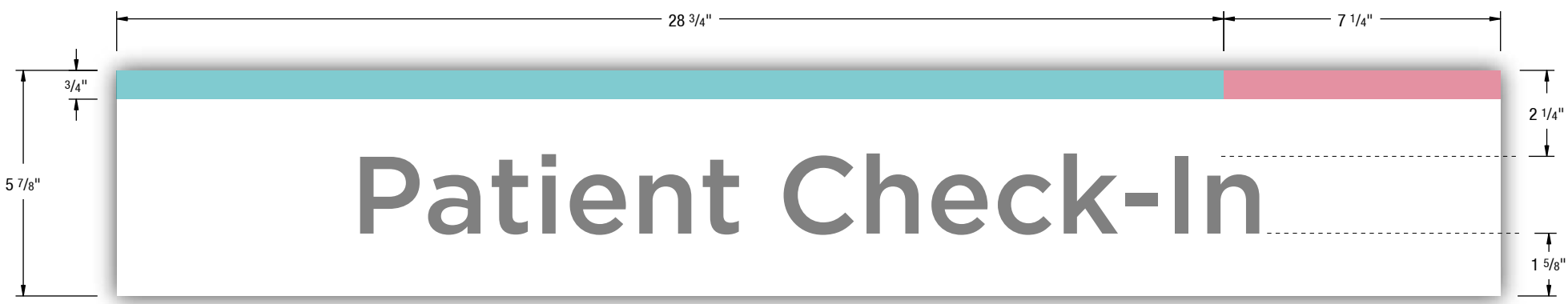
Overhead Directional - Small

Sign Type: OD-S
Description: Overhead Directional

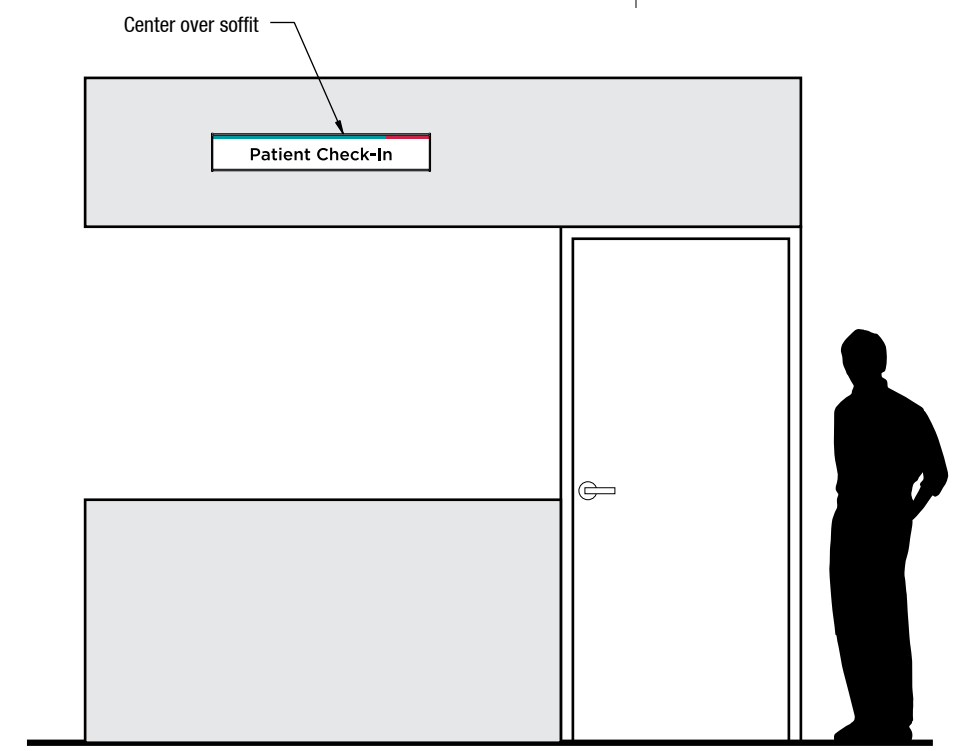
SIGN SPECIFICATIONS

- SIGN FRAME**
Nominal Size: 5.875" H x 36" W
A. Material: Curved Aluminum Frame
Finish: Silver
B. End Caps: Refer to Frame Options
- BACKGROUND PRINTED INSERT**
Finish Size: 5.875" H x 36" W
Media: Semi-Rigid PVC Display Film
Font: 2" Gotham Medium
Visibility: 58'
Color Match:
- Pantone 321 █
- Pantone 200 █
- LENS**
Finish Size: 5.875" H x 36" W
Material/Thickness: 1/16" Modified Acrylic
Color: UM Clear (322-101)
- MOUNTING**
Tape: 1/16" Thick Double Sided Foam Tape & RTV 108 Silicon Adhesive as needed

Refer to Sign Installation Sheet for ADA Compliant Installation Specifications



C PRINT DETAIL
SCALE: 1:2



B INSTALLATION
SCALE: 3/8"=1'

DRAWING Q:\UNMH\Standards\Interior\Renderings, Submittals & PDFs\Pages\6x36VP.ai

CLIENT / PROJECT
Client: UNM Hospitals Interior Standards
Project: UNMH Wayfinding 2018:UNMH Interior Sign Standards

SUBMITTAL DATE
5/15/2020
Sign Package Modification Date: October 19, 2020 1:25 PM

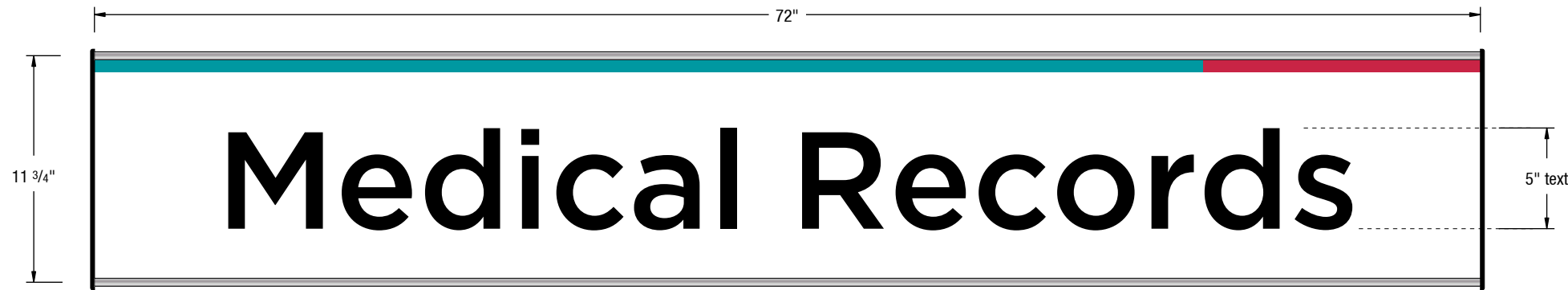
DRAWING REVISED DATE
00/00/0000

SHEET TITLE
OD-S
Overhead Directional - Small


SHEET
37

PACKAGE Q:\UNMH\Standards\Interior\Renderings, Submittals & PDFs\Submittals\UNMH_Interior Sign Standards_20200313

APPROVAL REQUIRED FOR PRODUCTION
SIGNATURE / DATE



A SIGN ELEVATION
SCALE: 1 1/2"=1'



Overhead Directional - Large

Sign Type: OD-L
Description: Overhead Directional

SIGN SPECIFICATIONS

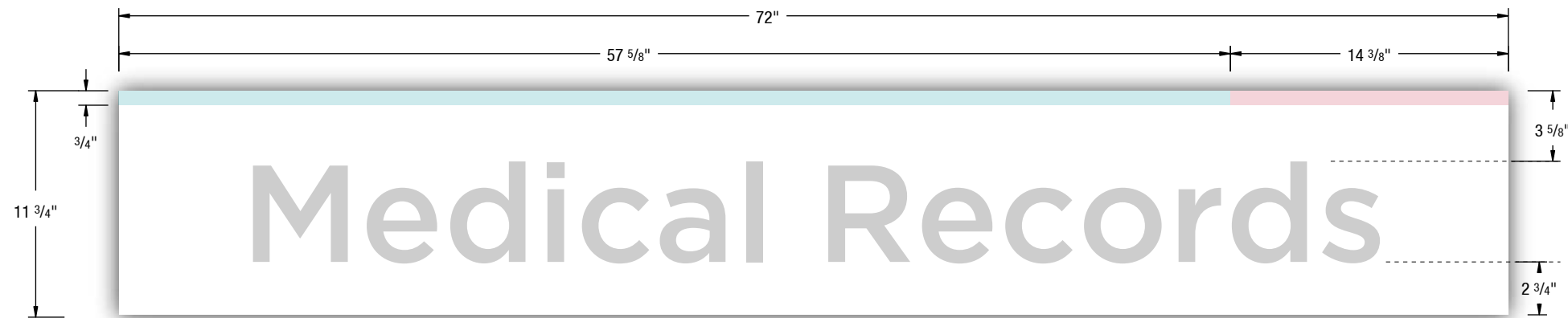
- 1. SIGN FRAME**
Nominal Size: 11.69" H x 72" W
A. Material: Curved Aluminum Frame
Finish: Silver
B. End Caps: Black

- 2. BACKGROUND PRINTED INSERT**
Finish Size: 11.69" H x 72" W
Media: Semi-Rigid PVC Display Film
Colors/Graphics: Refer to Standard Options
Font: 5" Gotham Medium
Visibility: 145'
Color Match:
- Pantone 321 █
- Pantone 200 █

- 3. LENS**
Finish Size: 11.69" H x 72" W
Material/Thickness: 1/16" Modified Acrylic
Color: UM Clear (322-101)


- 4. MOUNTING**
Tape: 1/16" Thick Double Sided Foam Tape & RTV 108 Silicon Adhesive as needed

Refer to Sign Installation Sheet for ADA Compliant Installation Specifications



C PRINT DETAIL
SCALE: 1:2

Detail shown at 50% opacity for overlaying measurements only



D INSTALLATION
SCALE: 3/8"=1'

DRAWING Q:\UNMH\Standards\Interior\Renderings, Submittals & PDFs\Pages\12x72VP_overhead.ai

CLIENT / PROJECT
Client: UNM Hospitals Interior Standards
Project: UNMH Wayfinding 2018:UNMH Interior Sign Standards

SUBMITTAL DATE
5/15/2020
Sign Package Modification Date: October 19, 2020 1:25 PM

DRAWING REVISED DATE
00/00/0000

SHEET TITLE
OD-L
Overhead Directional - Large

SHEET

38



PACKAGE Q:\UNMH\Standards\Interior\Renderings, Submittals & PDFs\Submittals\UNMH_Interior Sign Standards_20200313

APPROVAL REQUIRED FOR PRODUCTION SIGNATURE / DATE

Directional

Product Line: Curved Frame
 Sign Type: Directional
 Description: Wall Mounted Directional Sign

SIGN SPECIFICATIONS

1. DIGITAL PRINTED INSERT
 Finish Size: TBD" h x 19.5" w
 Media: White, semi-rigid PVC display film
 Finish: Satin
 Process: Digital Printed CMYK
 Color Match:
 - Pantone 321 
 - Pantone 200 

2. LENS
 Material: NonGlare Clear Optix
 Thickness: 1/16" Thick

3. SIGN FRAME
 Existing Frames Currently Installed

4. FONT
 4.1 Floor Number, 1.5" Gotham Medium
 4.2 Header Text, .75" Gotham Medium (Tracking Set to 100, Kerning Set to Auto)
 4.3 Emergency Text, .75" Gotham Medium (Tracking Set to 0, Kerning Set to Optical)
 4.4 Directional Text, .75" Gotham Medium (Tracking Set to 0, Kerning Set to Optical)
 4.5 Zone Text, .625" Gotham-Book (Tracking Set to -15 on text and -100 between " _ " detailed space, Kerning Set to Optical)

Visibility Distance for 3/4": 22 Feet

File: Gotham-Medium.otf, Book Version
 Title: Gotham Medium, Book Version
 Type: Open Type Font File
 Company: Hoefler & Frere-Jones
 File Version 2.200 Pro

5. DIVIDER BARS
 5.1 Number Divider Bar: 1/32" x 3.03125" L
 5.2 Directional Divider Bar: 1/32" x 15.75" L
 5.3 Symbol Divider Bar: 1p x 1.125" L
 5.4 Shorter Symbol Divider Bar: 1p x .969" L

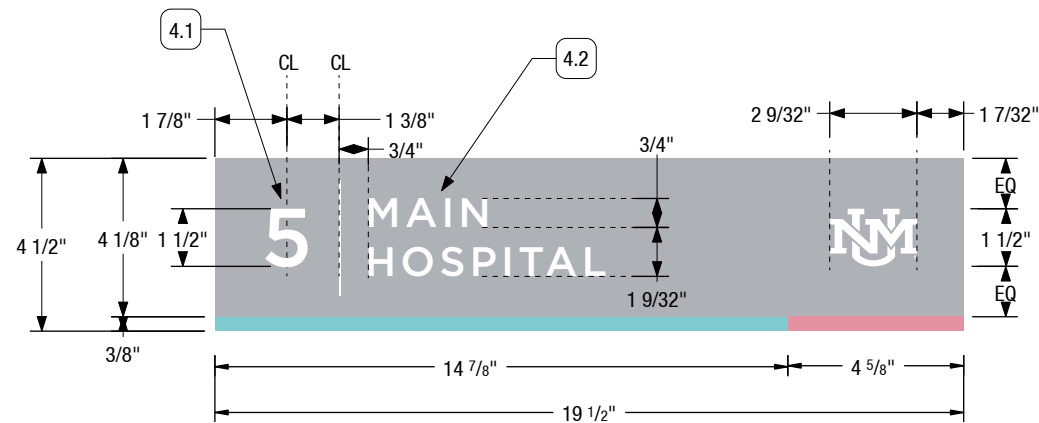
6. SYMBOLS
 Size: .90" Tall

7. ARROW
 Size: .90" Tall

8. COLOR
 Refer to Color Standard Sheet

9. MOUNTING
 Installed into existing frames

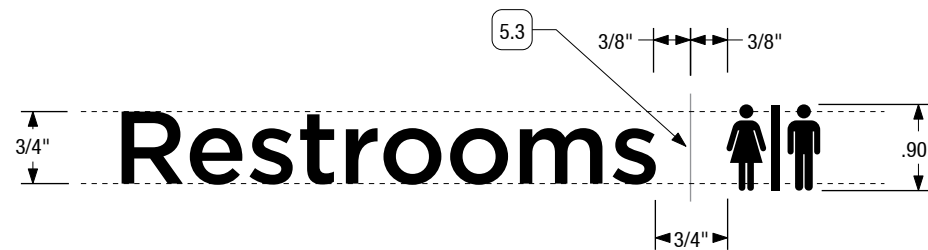
Fabrication note:
 1. All text set to optical kerning when scaled to finish print size. At 1:5 scale additional kerning needed to mimic full scaled versions.
 2. Length and width of type c may vary due to



A HEADER DETAIL

SCALE: 1:5

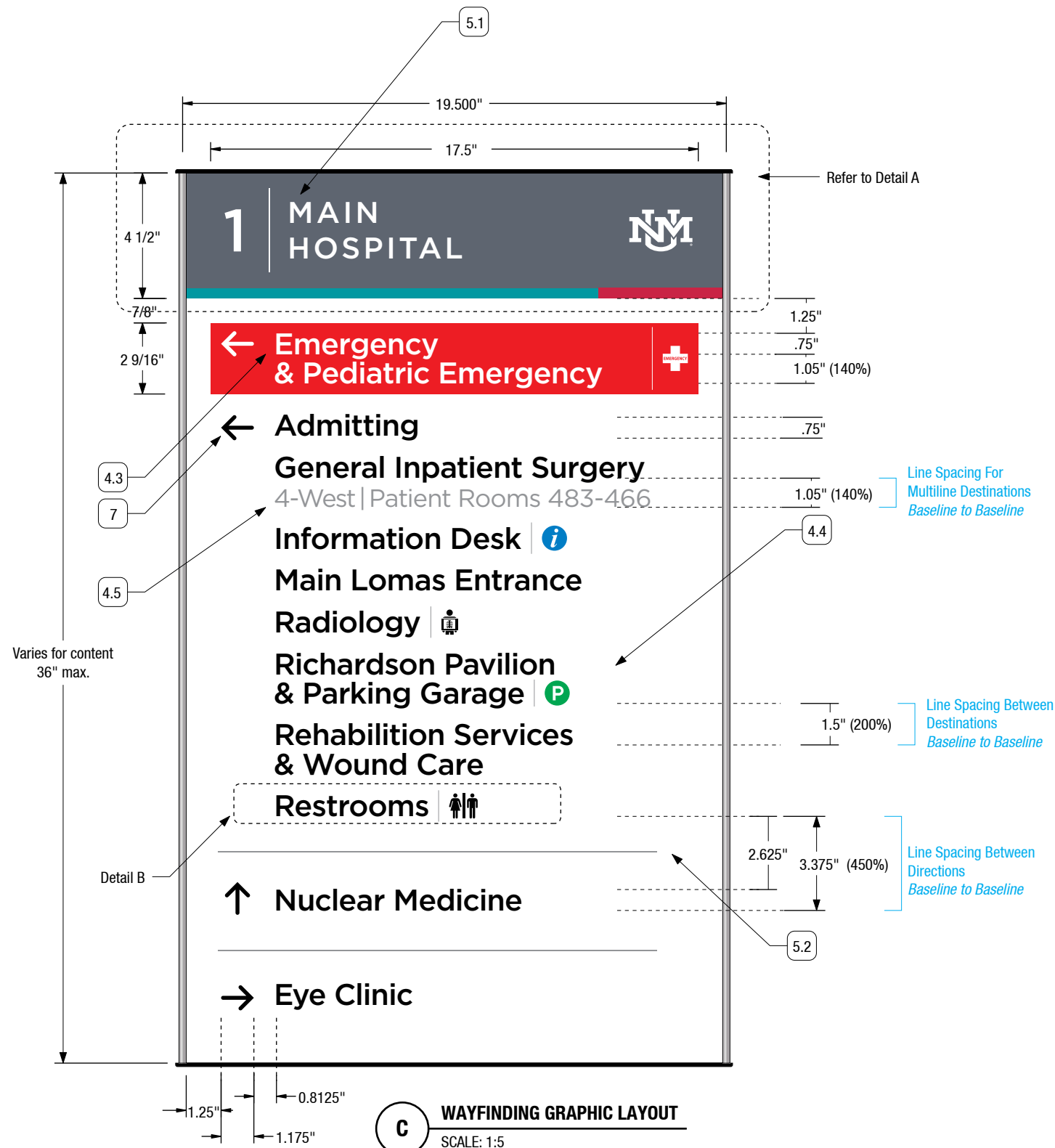
Detail shown at 50% opacity for overlaying measurements only



B SYMBOL PLACEMENT DETAIL

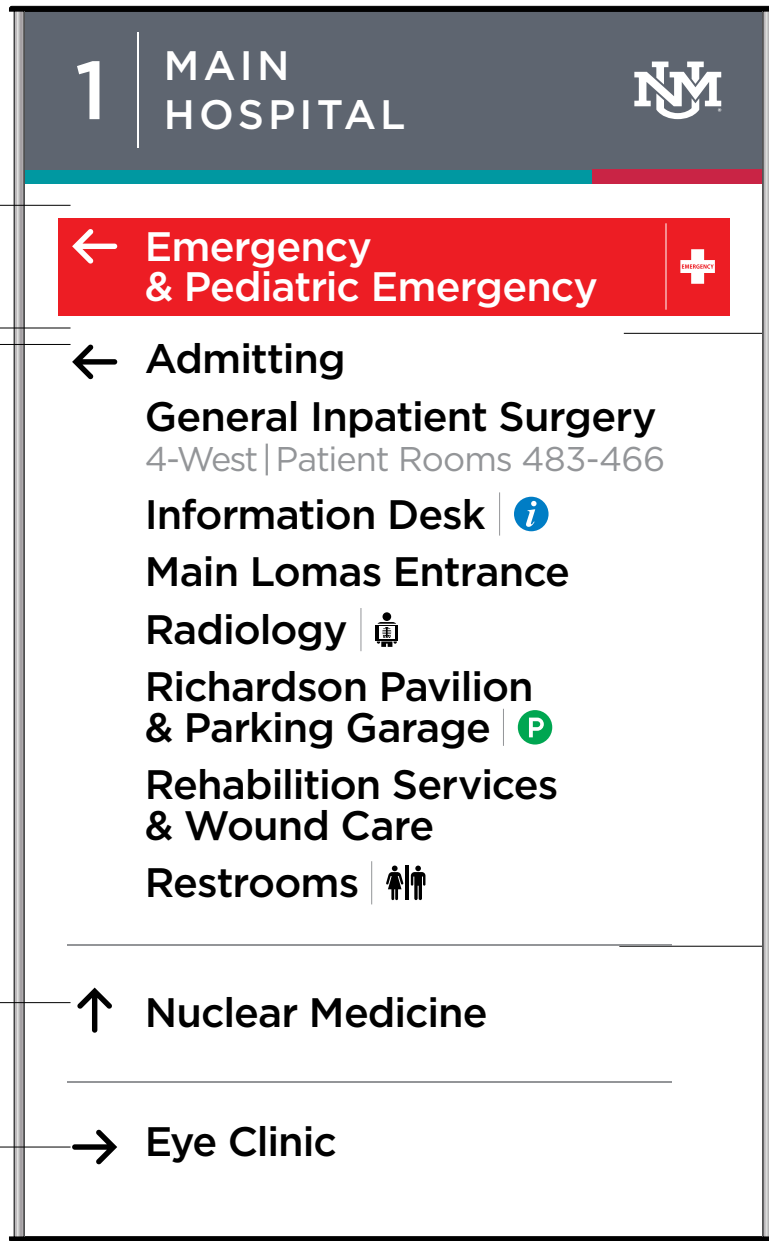
SCALE: 1:2

* Symbols placed with a two-lined department must obtain a shorter Symbol Divider Bar such as the symbol for "Richardson Pavilion & Parking Garage"



C WAYFINDING GRAPHIC LAYOUT

SCALE: 1:5



Emergency
First Listing*

Default
Arrow Order
Left
Forward
Right

Listing Order Per Direction
Alpha

* If emergency direction is to the left then follow default arrow order, if not adjust arrow order to accomodate emergency direction.

A WAYFINDING GRAPHIC LAYOUT
SCALE: 1:5

<p>CLIENT / PROJECT Client: UNM Hospitals Interior Standards Project: UNMH Wayfinding 2018:UNMH Interior Sign Standards</p>	<p>SUBMITTAL DATE 5/15/2020 Sign Package Modification Date: October 19, 2020 1:25 PM</p> <p>DRAWING REVISED DATE 00/00/0000</p>	<p>SHEET TITLE Directional Directional - Typical Layout</p>	<p>SHEET 40</p>
<p>PACKAGE Q:\UNMH\Standards\Interior\Renderings, Submittals & PDFs\Submittals\UNMH_Interior Sign Standards_20200313</p>	<p>APPROVAL REQUIRED FOR PRODUCTION</p>	<p>SIGNATURE / DATE</p>	

Wayfinding Map

Sign Type: Wayfinding Map
Description: Wall Mounted Directional / Map

SIGN SPECIFICATIONS

1. DIGITAL PRINTED INSERT

Finish Size: TBD" h x 23.5" w
Media: White, semi-rigid PVC display film
Finish: Satin
Process: Digital Printed CMYK
Color Match:
- Pantone 321
- Pantone 200

2. LENS

Material: NonGlare Clear Optix
Thickness: 1/16" Thick

3. SIGN FRAME

Nominal Size: TBD" h x 23.5" w
Material: Curved Aluminum Frame
Finish: Silver
End Caps: Black Plastic

4. FONT

4.1 Floor Number, 1.5" Gotham Medium
4.2 Header Text, .75" Gotham Medium
4.3 Building ID, .375" Gotham Medium
4.4 Destination, .25" Gotham Medium
Visibility Distance for 3/4": 29 Feet

File: Gotham-Medium.otf, Book Version
Title: Gotham Medium, Book Version
Type: Open Type Font File
Company: Hoefler & Frere-Jones
File Version 2.200 Pro

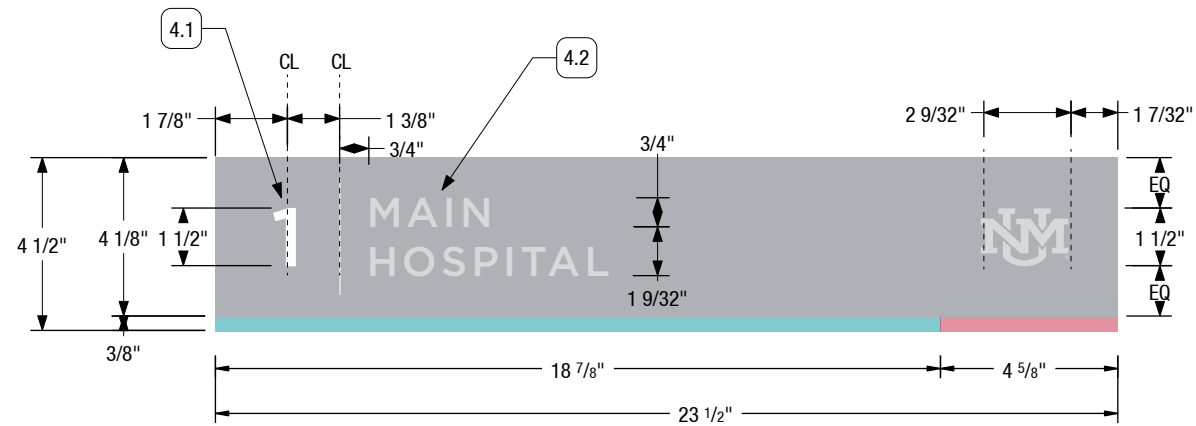
5. DIVIDER BARS

5.1 Number Divider Bar: 1/32" x 3.03125" L
5.3 Symbol Divider Bar: 1p x 1.125" L
5.4 Shorter Symbol Divider Bar: 1p x .969" L

6. MOUNTING

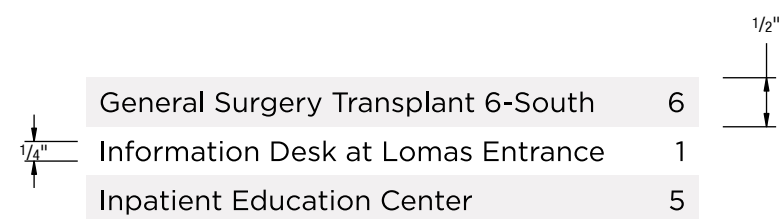
Tape: 1/16" Thick Double Sided Foam Tape & RTV 108 Silicon Adhesive as needed

Refer to Sign Installation Sheet for ADA Compliant Installation Specifications



A HEADER DETAIL
SCALE: 1:5

Detail shown at 50% opacity for overlaying measurements only

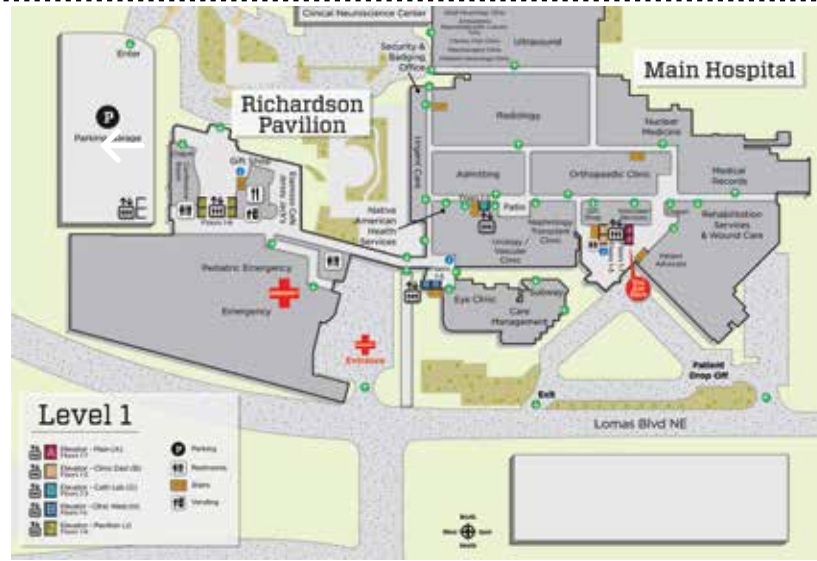


B DEPARTMENT LISTING DETAIL
SCALE: 1:2

Varies based on content
42" max



1 MAIN HOSPITAL



MAIN HOSPITAL

Department	A to Z	Floor
Admitting		1
Adult Oncology 3-East		3
Audiology		5
Burn / Trauma Inpatient 4-East		4
Cardiac Cath Labs		3
Cardiology 7-South		7
Cardiovascular & GI Services		2
Care Management		1
Cafeteria		2
Central Distribution Unit		2
Chapel		1
Children's Heart Hospital		3
Coumadin Clinic		2
Dialysis 5-West		5
Endoscopy / GI-Clinic		2
Eye Clinic		1
General Inpatient Surgery 4-West		4
General Medicine 5-West		5
General Surgery Transplant 6-South		6
Information Desk at Lomas Entrance		1
Inpatient Education Center		5
Inpatient Family Medicine 3-North		3
Inpatient Orthopaedic 3-South		3
Lab		2
Learning Center		2
Medical Records		1
Medical Specialties Clinic		5
Native American Health Services		1

RICHARDSON PAVILION

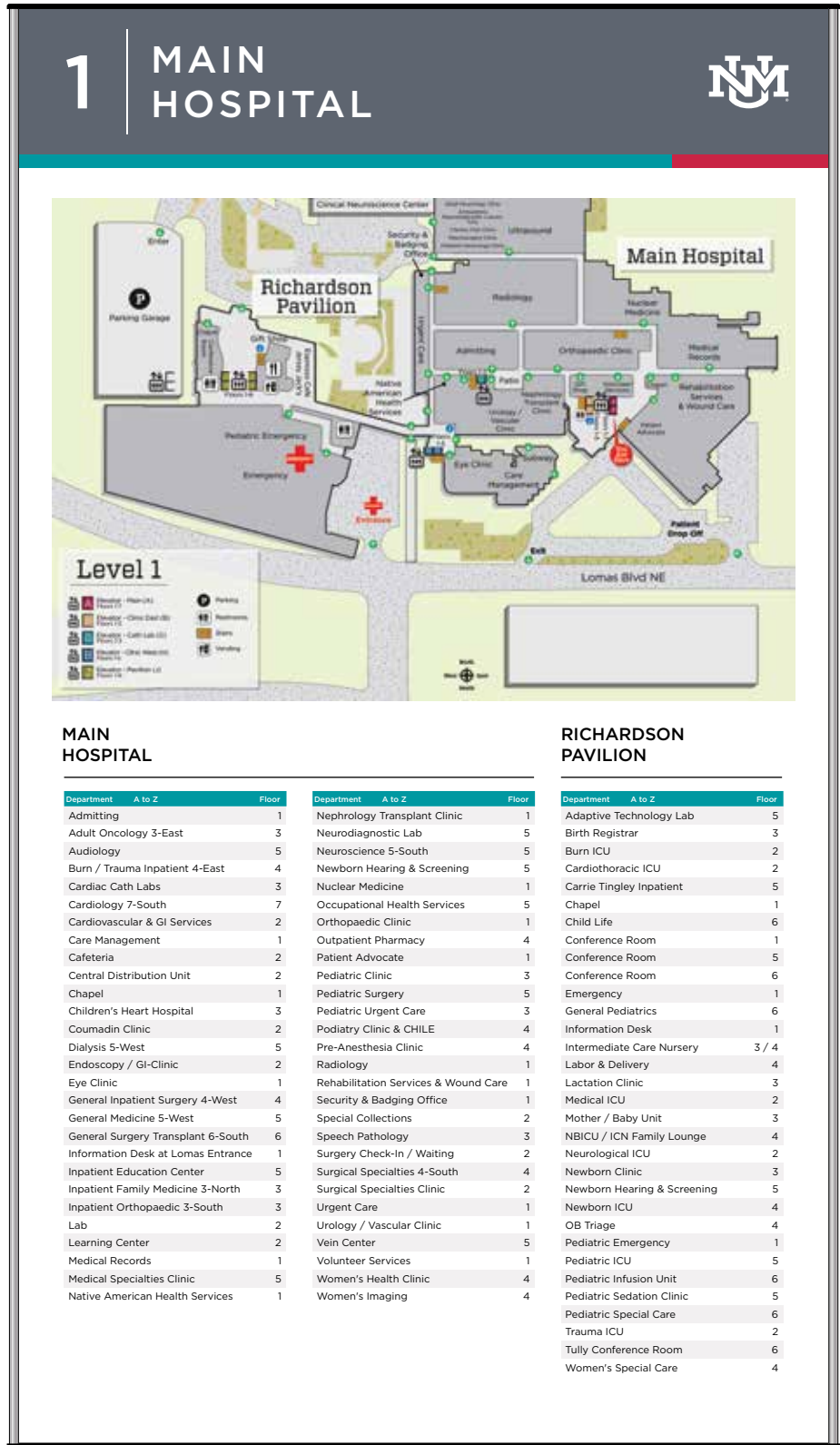
Department	A to Z	Floor
Nephrology Transplant Clinic		1
Neurodiagnostic Lab		5
Neuroscience 5-South		5
Newborn Hearing & Screening		5
Nuclear Medicine		1
Occupational Health Services		5
Orthopaedic Clinic		1
Outpatient Pharmacy		4
Patient Advocate		1
Pediatric Clinic		3
Pediatric Surgery		5
Pediatric Urgent Care		3
Podiatry Clinic & CHILE		4
Pre-Anesthesia Clinic		4
Radiology		1
Rehabilitation Services & Wound Care		1
Security & Badging Office		1
Special Collections		2
Speech Pathology		3
Surgery Check-In / Waiting		2
Surgical Specialties 4-South		4
Surgical Specialties Clinic		2
Urgent Care		1
Urology / Vascular Clinic		1
Vein Center		5
Volunteer Services		1
Women's Health Clinic		4
Women's Imaging		4

MAIN HOSPITAL

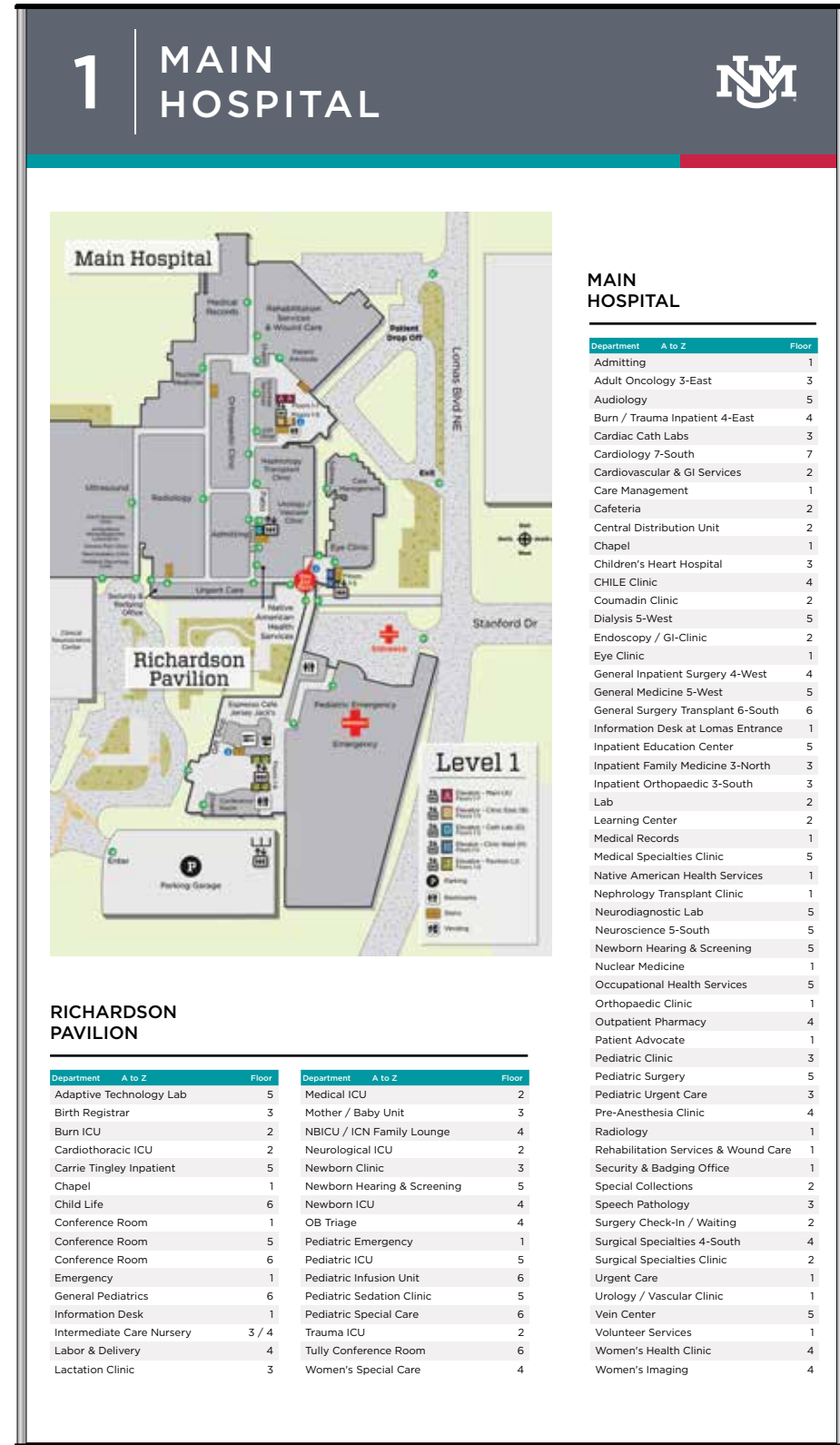
Department	A to Z	Floor
Adaptive Technology Lab		5
Birth Registrar		3
Burn ICU		2
Cardiothoracic ICU		2
Carrie Tingley Inpatient		5
Chapel		1
Child Life		6
Conference Room		1
Conference Room		5
Conference Room		6
Emergency		1
General Pediatrics		6
Information Desk		1
Intermediate Care Nursery		3 / 4
Labor & Delivery		4
Lactation Clinic		3
Medical ICU		2
Mother / Baby Unit		3
NBICU / ICN Family Lounge		4
Neurological ICU		2
Newborn Clinic		3
Newborn Hearing & Screening		5
Newborn ICU		4
OB Triage		4
Pediatric Emergency		1
Pediatric ICU		5
Pediatric Infusion Unit		6
Pediatric Sedation Clinic		5
Pediatric Special Care		6
Trauma ICU		2
Tully Conference Room		6
Women's Special Care		4

Map
Must be rotated
for user orientation

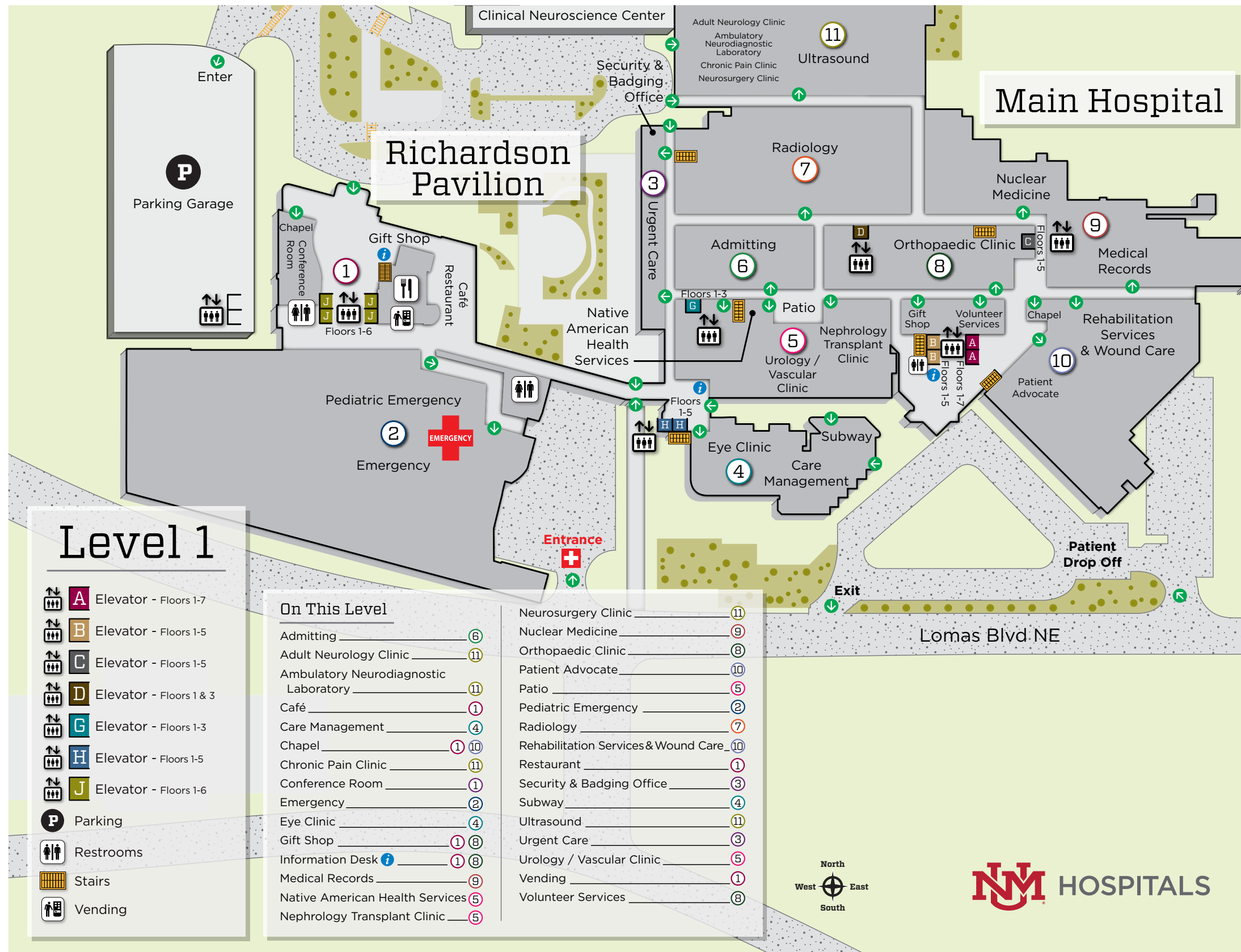
Department List
Alphabetical order
Organized by building,
if applicable



A WAYFINDING MAP GRAPHIC LAYOUT
SCALE: 1:5



B PORTRAIT ORIENTATION MAP
SCALE: 1:5



DRAWING Q:\UNMH\Locations\UNM Hospital\Interior\Overall Projects\20181004 Website Maps Updates\Renderings, Submittals & PDFs\20200218_BBRP_Main_1.ai

CLIENT / PROJECT
 Client: UNM Hospitals Interior Standards
 Project: UNMH Wayfinding 2018:UNMH Interior Sign Standards

PACKAGE Q:\UNMH\Standards\Interior\Renderings, Submittals & PDFs\Submittals\UNMH_Interior Sign Standards_20200313

SUBMITTAL DATE
 5/15/2020
 Sign Package Modification Date: October 19, 2020 1:25 PM

APPROVAL REQUIRED FOR PRODUCTION

SIGNATURE / DATE

DRAWING REVISED DATE
 00/00/0000

SHEET TITLE
Wayfinding Map
 Standard Design Layout

SHEET

43

SIGN SPECIFICATIONS

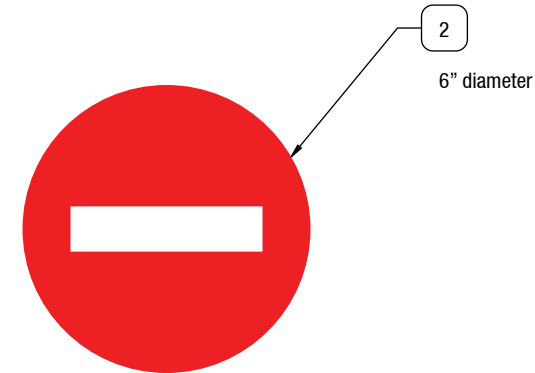
- 1. MATERIAL**
 Cut vinyl graphic
 Vinyl Type: 3M White 7725-10
 Cut: Front
 Font: Gothic Medium
- 2. MATERIAL**
 Cut vinyl graphic
 Vinyl Type: 3M Tomato Red 7725-13
 Cut: Front



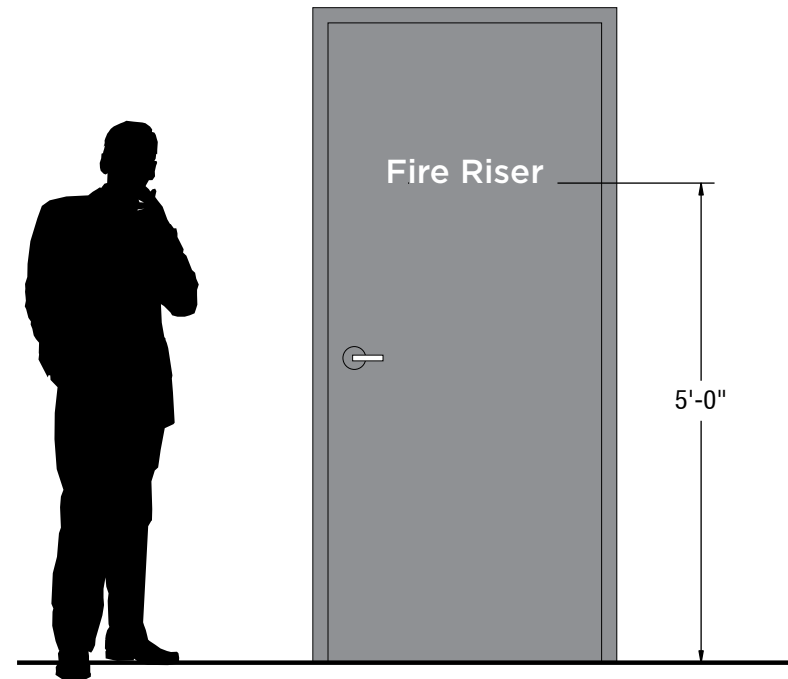
B VARIATION - EXTERIOR CODE DOOR (LARGER TEXT HEIGHT)
 SCALE 1:4



C VARIATION - STANDARD TEXT HEIGHT
 SCALE 1:4



D VARIATION - MULTI COLOR
 SCALE 1:4



A ELEVATION - INSTALLATION
 SCALE 1/2"=1'

Vinyl Storefront

Sign Type: VO-TBD
Description: Electronically Cut Vinyl Graphic

SIGN SPECIFICATIONS

- 1. MATERIAL**
Cut vinyl graphic
Vinyl Type: 3M White 7725-10
Cut: Front
Fonts:
- Gothic Medium
- Gothic Book



A ELEVATION - INSTALLATION
SCALE 1/2"=1'

B FABRICATION
SCALE 1 1/2"=1'

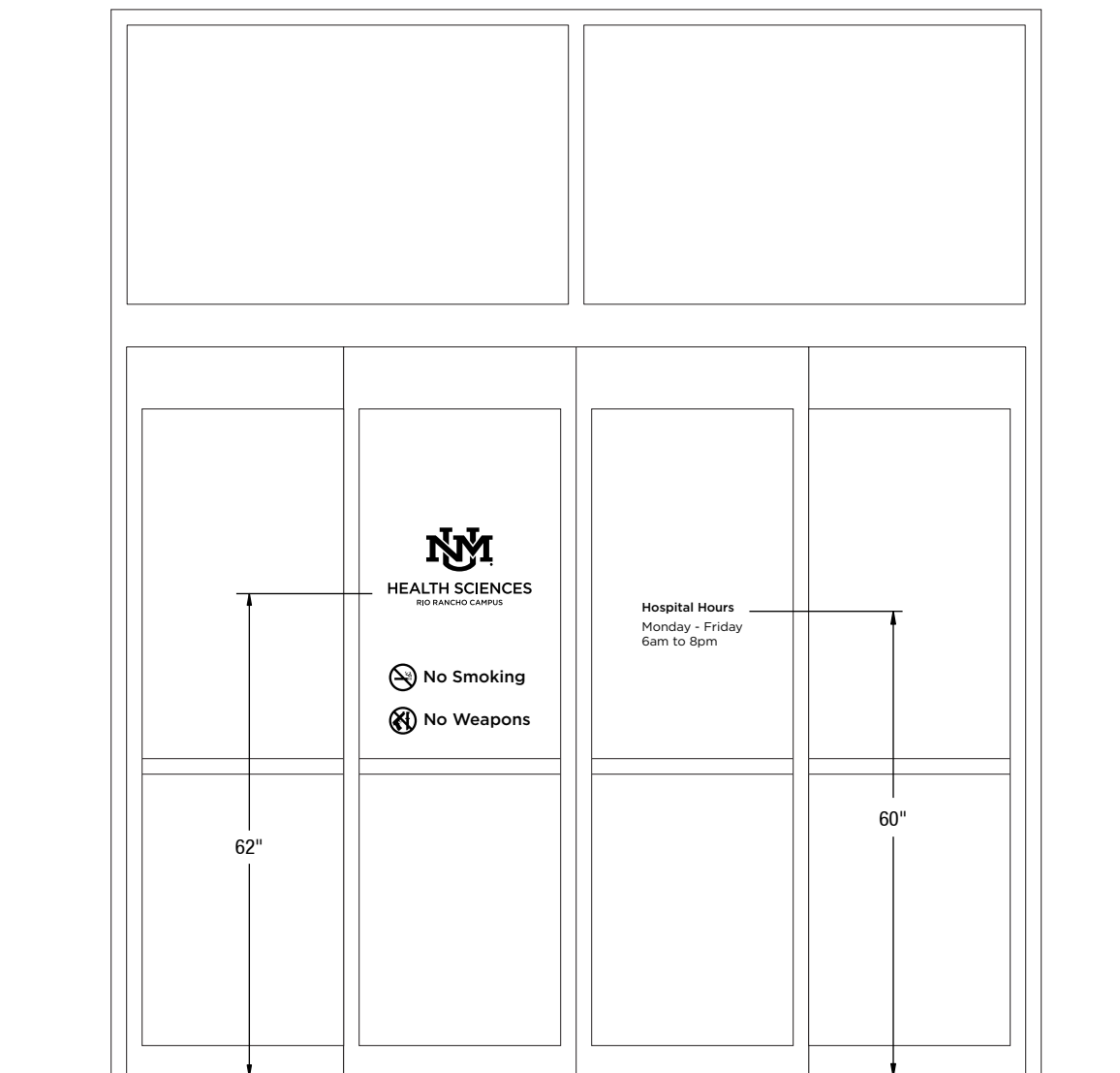
Vinyl Storefront

Sign Type: VO-TBD
Description: Electronically Cut Vinyl Graphic

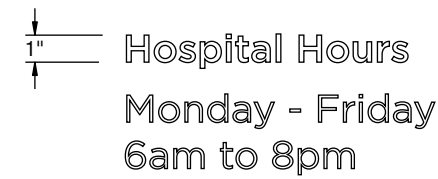

SIGN SPECIFICATIONS

1. MATERIAL

- Cut vinyl graphic
- Vinyl Type: 3M White 7725-10
- Cut: Front
- Fonts:
 - Gothic Medium
 - Gothic Book



A ELEVATION - INSTALLATION
SCALE 1/2"=1'



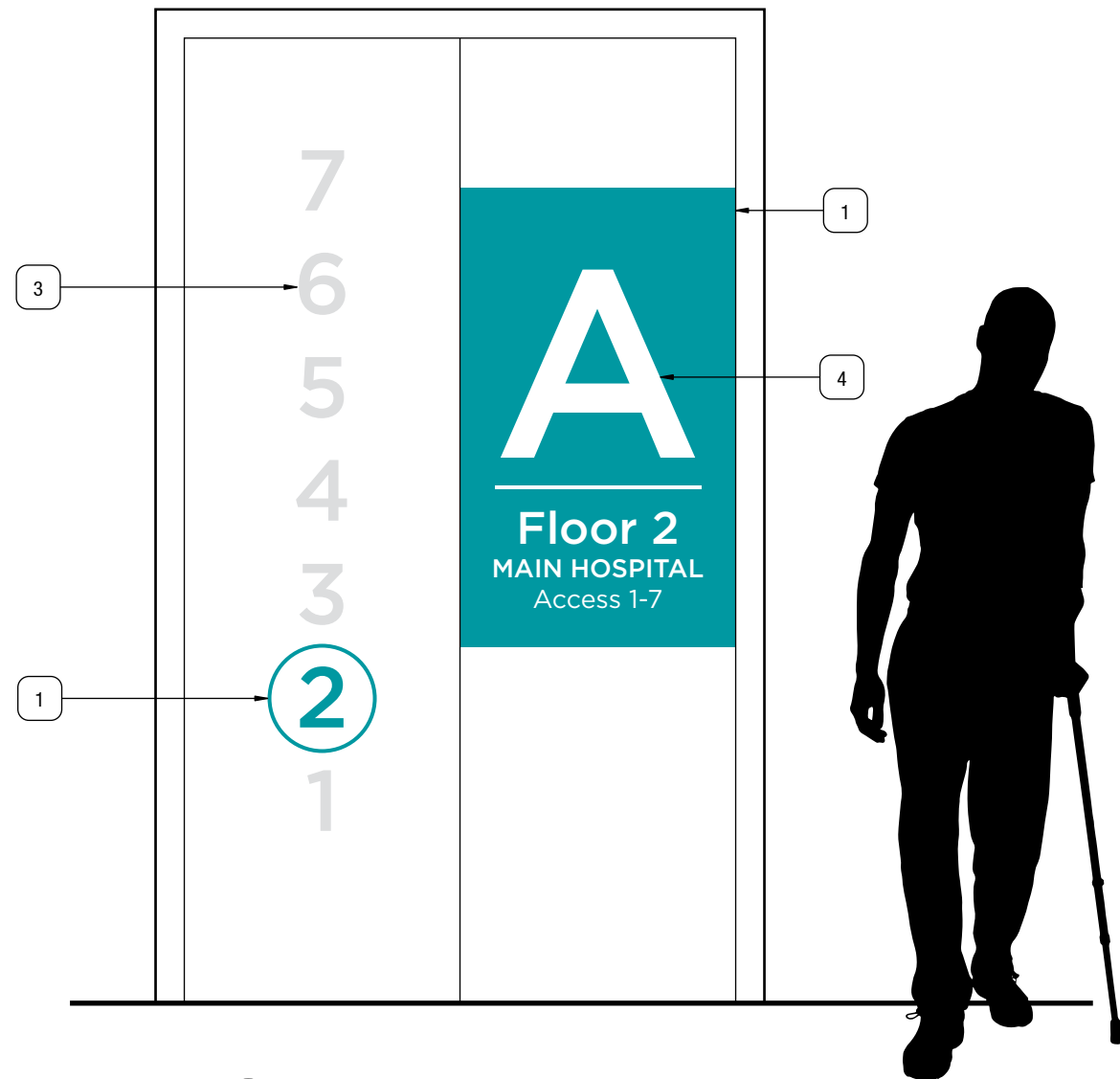
B FABRICATION
SCALE 1 1/2"=1'

ELEVATOR GRAPHIC

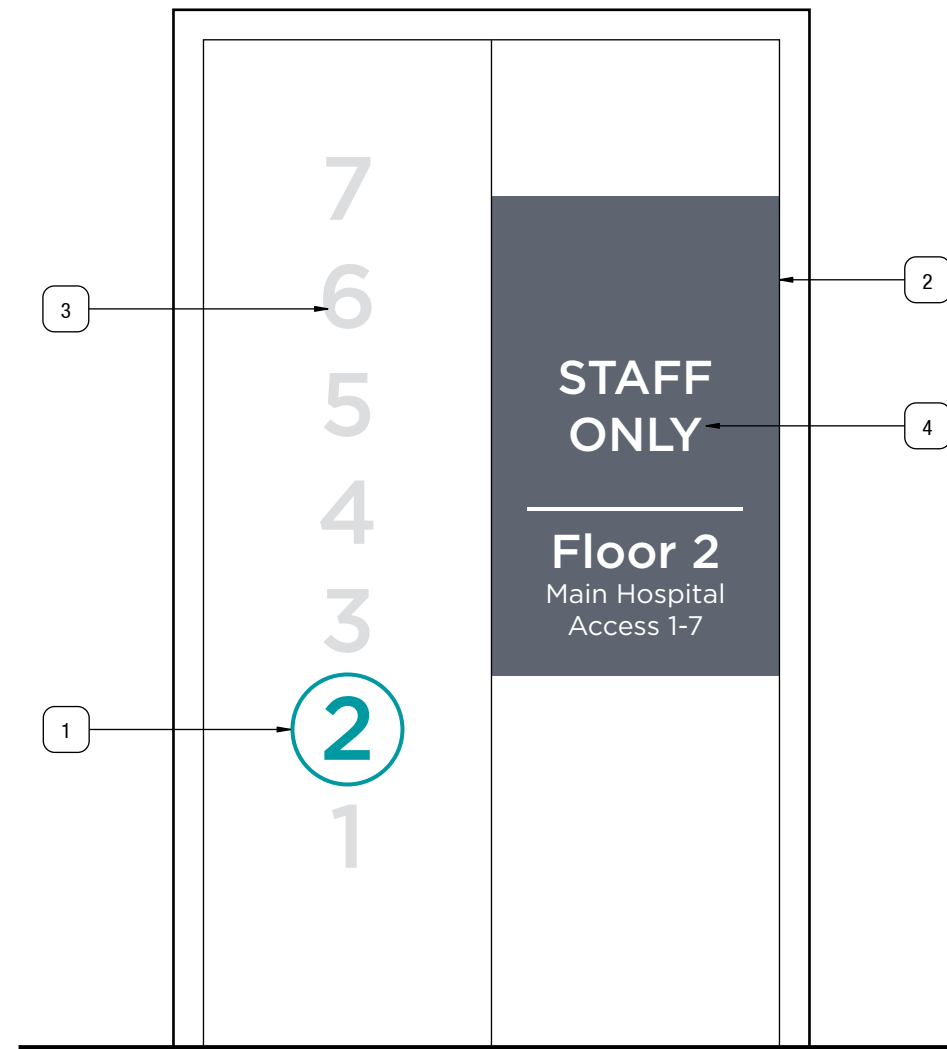
Product: Vinyl
Description: Elevator Wayfinding Graphic

SIGN SPECIFICATIONS

- 1. TEAL GRAPHIC**
 - Material: Vinyl Graphic Film
 - PN: 3M Teal 96 (Gerber 220-96)
 - Fonts:
 - 5 1/4" Gotham Medium
 - Letter Visibility: 43'
 - Note: Matches Pantone 321
- 2. DARK GRAY GRAPHIC**
 - Material: Vinyl Graphic Film
 - PN: 3M Dark Gray 41 (Gerber 220-41)
 - Note: Matches Pantone Cool Grey 10
- 3. LIGHT GRAY GRAPHIC**
 - Material: Vinyl Graphic Film
 - PN: Avery SC5861 Ethmark
 - Fonts:
 - 5.25" Gotham Medium
 - Letter Visibility: 43'
 - Note: Matches Pantone Cool Grey 6
- 4. WHITE GRAPHIC**
 - Material: Vinyl Graphic Film
 - PN: 3M White 7725-10
 - Fonts:
 - 16.5" Gotham Medium
 - 2.25" Gotham Medium
 - 1.625" Gotham Book
 - Letter Visibility: 425' / 43' / 40'



A ELEVATION - TYPICAL PATIENT ELEVATOR
SCALE: 3/4" = 1'



B ELEVATION - TYPICAL STAFF ELEVATOR
SCALE: 3/4" = 1'

DRAWING Q:\UNMH\Standards\Interior\Renderings, Submittals & PDFs\Pages\Elevator_Wayfinding_Vinyl.ai

CLIENT / PROJECT
Client: UNM Hospitals Interior Standards
Project: UNMH Wayfinding 2018:UNMH Interior Sign Standards

PACKAGE Q:\UNMH\Standards\Interior\Renderings, Submittals & PDFs\Submittals\UNMH_Interior Sign Standards_20200313

SUBMITTAL DATE
5/15/2020
Sign Package Modification Date: October 19, 2020 1:25 PM

APPROVAL REQUIRED FOR PRODUCTION SIGNATURE / DATE

DRAWING REVISED DATE
00/00/0000

SHEET TITLE
V0-Elevator
Elevator Wayfinding Graphic

SHEET

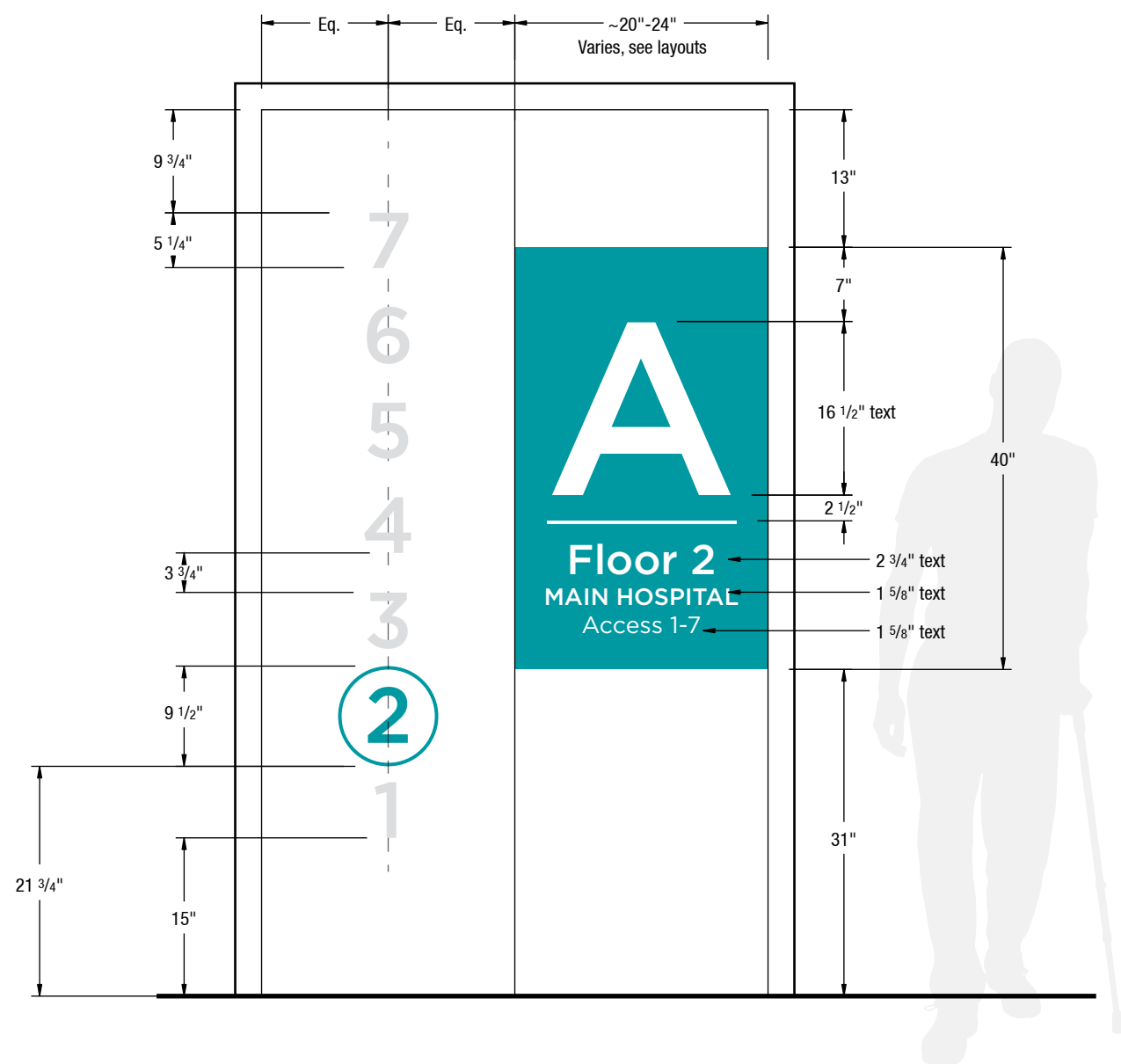
47

ELEVATOR GRAPHIC

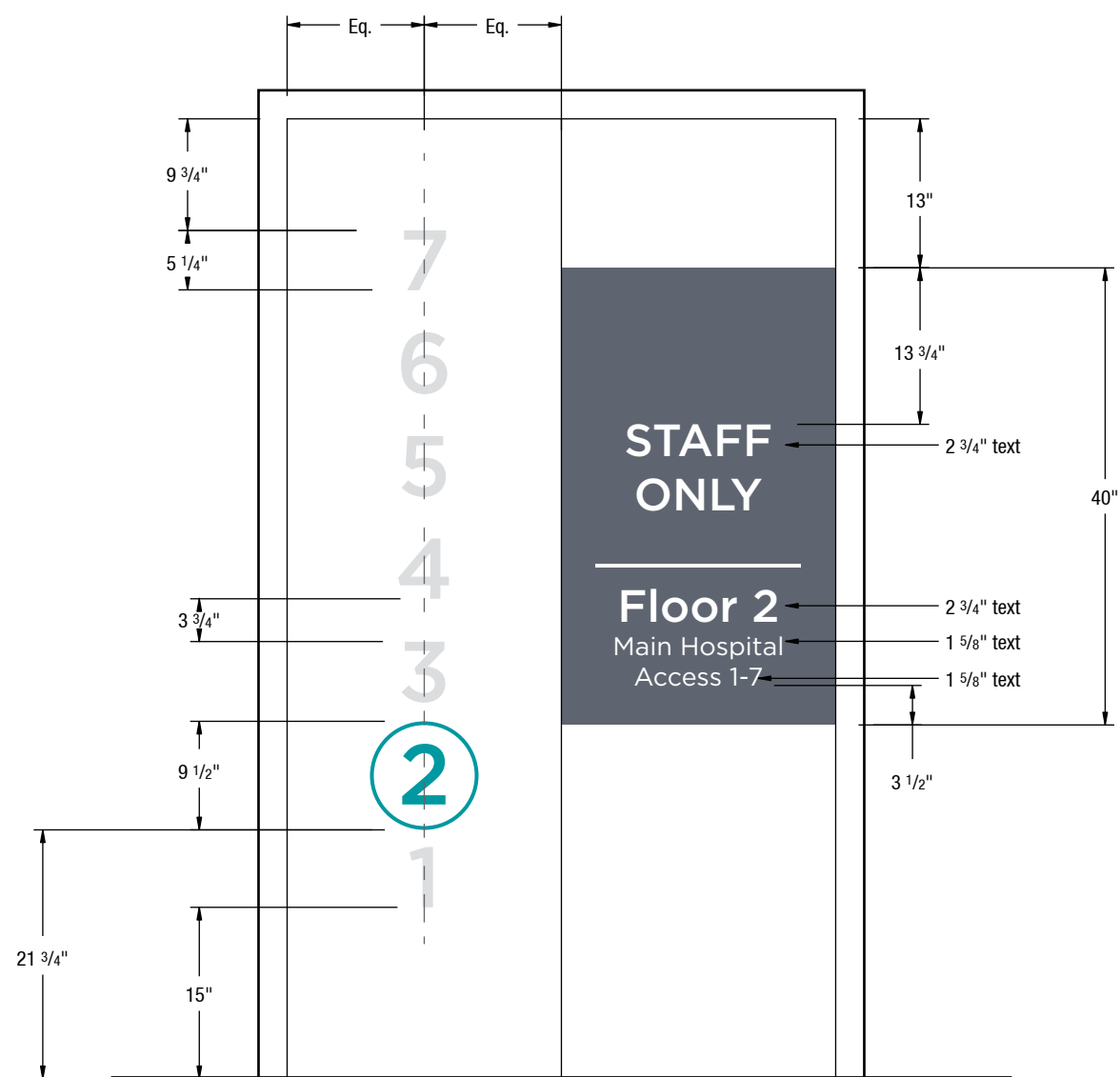
Product: Vinyl
Description: Elevator Wayfinding Graphic

SIGN SPECIFICATIONS

- 1. TEAL GRAPHIC**
 - Material: Vinyl Graphic Film
 - PN: 3M Teal 96 (Gerber 220-96)
 - Fonts:
 - 5 1/4" Gotham Medium
 - Letter Visibility: 43'
 - Note: Matches Pantone 321
- 2. DARK GRAY GRAPHIC**
 - Material: Vinyl Graphic Film
 - PN: 3M Dark Gray 41 (Gerber 220-41)
 - Note: Matches Pantone Cool Grey 10
- 3. LIGHT GRAY GRAPHIC**
 - Material: Vinyl Graphic Film
 - PN: Avery SC5861 Ethmark
 - Fonts:
 - 5.25" Gotham Medium
 - Letter Visibility: 43'
 - Note: Matches Pantone Cool Grey 6
- 4. WHITE GRAPHIC**
 - Material: Vinyl Graphic Film
 - PN: 3M White 7725-10
 - Fonts:
 - 16.5" Gotham Medium
 - 2.25" Gotham Medium
 - 1.625" Gotham Book
 - Letter Visibility: 425' / 43' / 40'



A ELEVATION - TYPICAL PATIENT ELEVATOR - DIMENSIONS
SCALE: 3/4" = 1'



B ELEVATION - TYPICAL STAFF ELEVATOR - DIMENSIONS
SCALE: 3/4" = 1'

DRAWING Q:\UNMH\Standards\Interior\Renderings, Submittals & PDFs\Pages\Elevator_Wayfinding_Vinyl.ai

CLIENT / PROJECT
Client: UNM Hospitals Interior Standards
Project: UNMH Wayfinding 2018:UNMH Interior Sign Standards

PACKAGE Q:\UNMH\Standards\Interior\Renderings, Submittals & PDFs\Submittals\UNMH_Interior Sign Standards_20200313

SUBMITTAL DATE
5/15/2020
Sign Package Modification Date: October 19, 2020 1:25 PM

APPROVAL REQUIRED FOR PRODUCTION SIGNATURE / DATE

DRAWING REVISED DATE
00/00/0000

SHEET TITLE
VO-Elevator
Elevator Wayfinding Graphic

SHEET

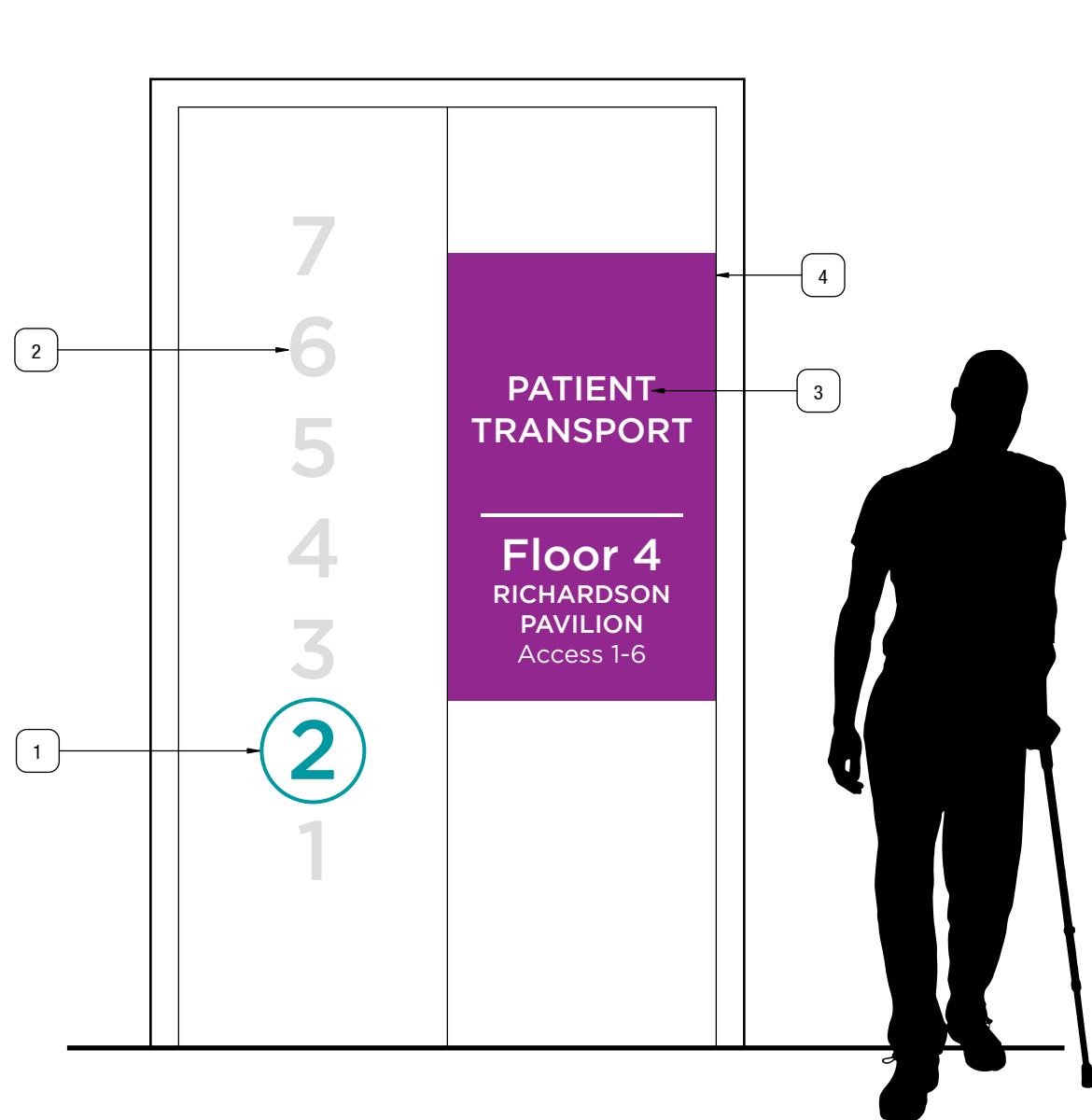
48

ELEVATOR GRAPHIC

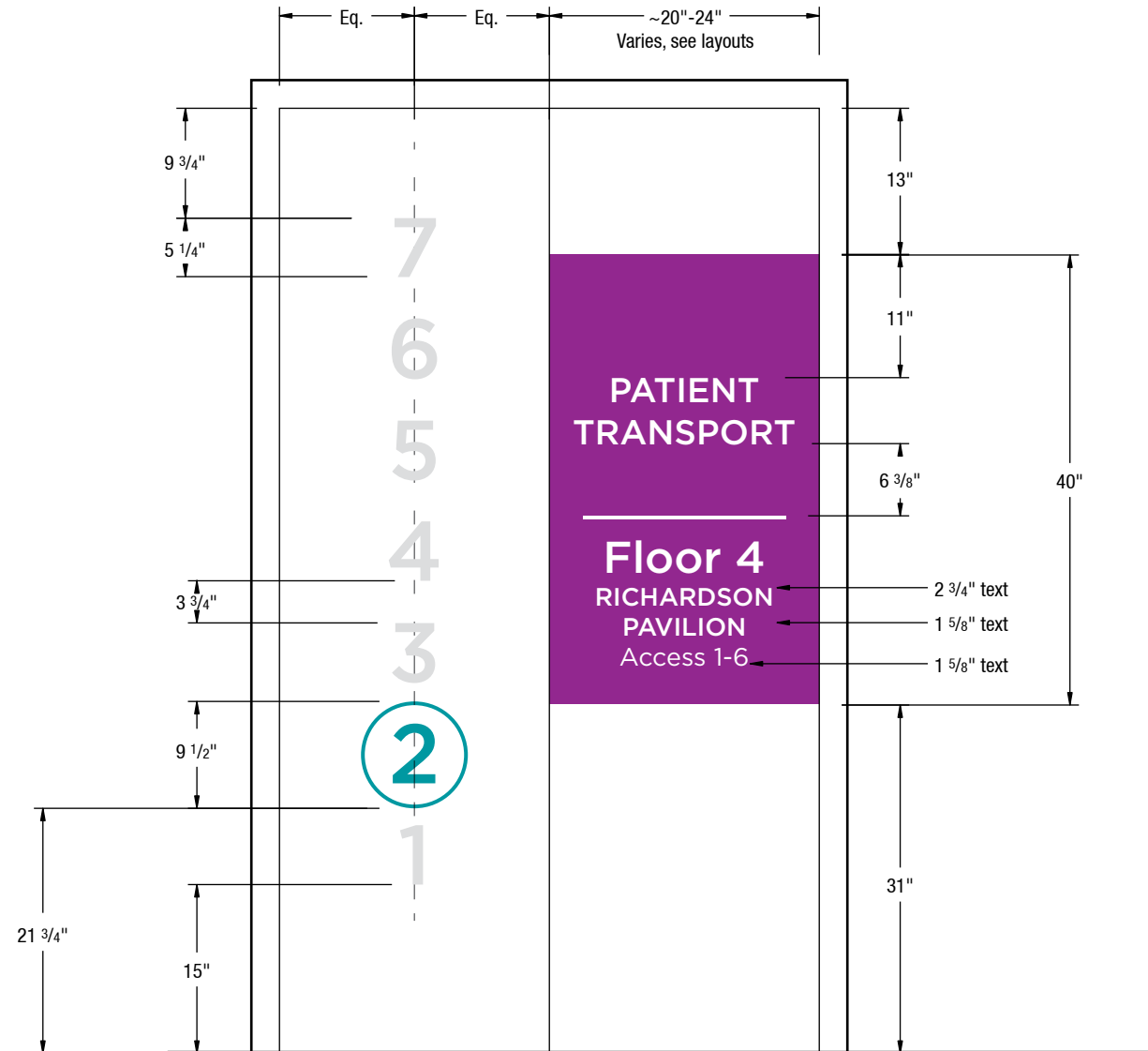
Product: Vinyl
Description: Elevator Wayfinding Graphic

SIGN SPECIFICATIONS

- 1. TEAL GRAPHIC**
 - Material: Vinyl Graphic Film
 - PN: 3M Teal 96 (Gerber 220-96)
 - Fonts:
 - 5 1/4" Gotham Medium
 - Letter Visibility: 43'
 - Note: Matches Pantone 321
- 2. LIGHT GRAY GRAPHIC**
 - Material: Vinyl Graphic Film
 - PN: Avery SC5861 Ethmark
 - Fonts:
 - 5.25" Gotham Medium
 - Letter Visibility: 43'
 - Note: Matches Pantone Cool Grey 6
- 3. WHITE GRAPHIC**
 - Material: Vinyl Graphic Film
 - PN: 3M White 7725-10
 - Fonts:
 - 16.5" Gotham Medium
 - 2.25" Gotham Medium
 - 1.625" Gotham Book
 - Letter Visibility: 425' / 43' / 40'
- 4. PURPLE GRAPHIC**
 - Material: Vinyl Graphic Film
 - PN: 3M Dark Violet 98 (Gerber 220-98)



A ELEVATION - TYPICAL PATIENT TRANSPORT ELEVATOR
SCALE: 3/4" = 1'



B ELEVATION - TYPICAL PATIENT TRANSPORT ELEVATOR - DIMENSIONS
SCALE: 3/4" = 1'

STAIRWAY ID

Sign Type: Wall Mounted Stairway Identification

SIGN SPECIFICATIONS

- SIGN PANEL SUBSTRATE**
 Finish Size: 18" H x 11.75" W
 Material: Photoluminescent Plastic
 PN: Rowmark LG341-911
 Thickness: 1/8"
- TACTILE APPLIQUÉ**
 Material/Thickness: 1/32" Modified Acrylic
 Font Heights: -1", 1 1/2", 5"
 Font Line Spacing: 150%
 Fonts:
 - Gotham Medium
 - Gotham Medium @80% horizontal scale
 Font Color: 311-401 Black
- BRAILLE**
 Type: Clear Grade II Braille
- MOUNTING**
 Tape: 1/16" Thick Double Sided Foam Tape & RTV 108 Silicon Adhesive as needed

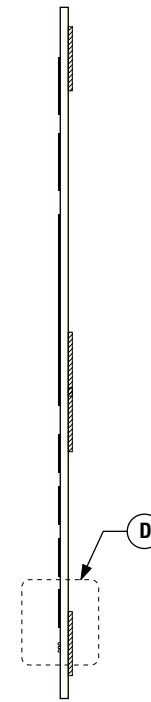


A SIGN FACE ELEVATION - EXIT LEVEL
SCALE: 1:5

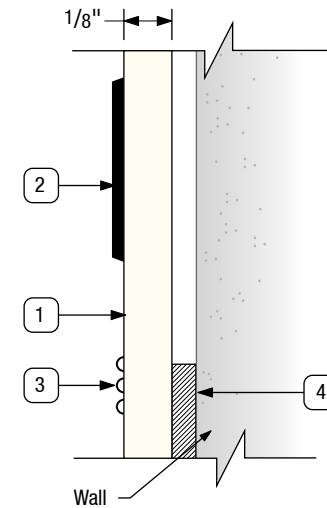


B SIGN FACE ELEVATION
SCALE: 1:5

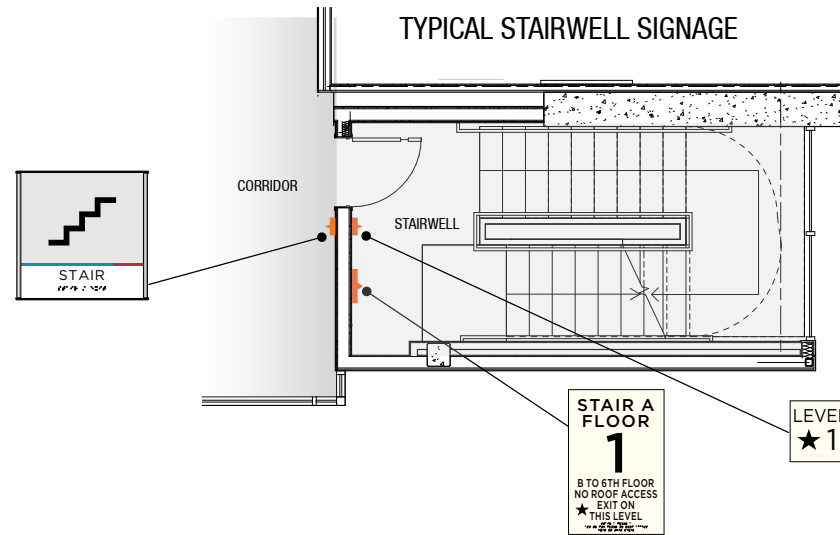
Braille is entire content of sign
 Example for this instance:
 stair A floor 4
 B to 6th floor no roof access
 exit on this level



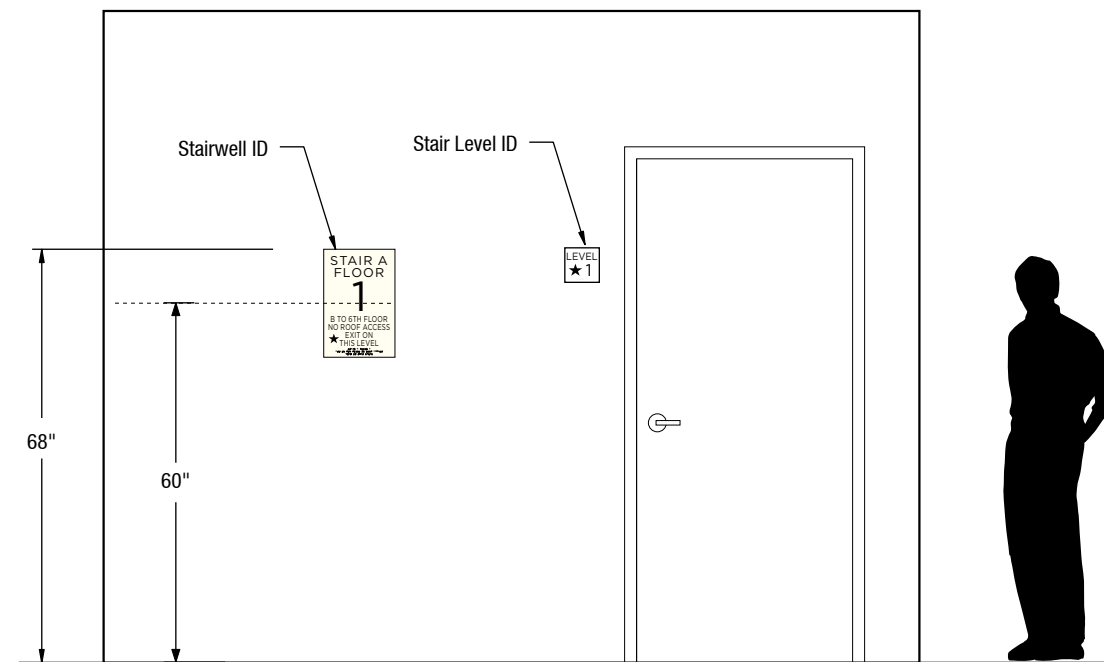
C SIDE VIEW
SCALE: 1:3



D DETAIL SECTION
SCALE: 2:1



E INSTALLATION - PLACEMENT
SCALE: NTS



F INSTALLATION
SCALE: 3/8" = 1'

DRAWING Q:\UNMH\Standards\Interior\Renderings, Submittals & PDFs\Pages\B18x12_stairwell level ID.ai

CLIENT / PROJECT
 Client: UNM Hospitals Interior Standards
 Project: UNMH Wayfinding 2018:UNMH Interior Sign Standards

PACKAGE Q:\UNMH\Standards\Interior\Renderings, Submittals & PDFs\Submittals\UNMH_Interior Sign Standards_20200313

SUBMITTAL DATE
 5/15/2020
 Sign Package Modification Date: October 19, 2020 1:25 PM

APPROVAL REQUIRED FOR PRODUCTION
 SIGNATURE / DATE

DRAWING REVISED DATE
 00/00/0000

SHEET TITLE
 SW
 Stairwell Landing

SHEET

50

Level ID

Sign Type: Stair Door Jamb Sign

SIGN SPECIFICATIONS

1. SIGN PANEL SUBSTRATE

Finish Size: 5.75" H x 5.75" W
 Material: Photoluminescent Plastic
 PN: Rowmark LG341-911
 Thickness: 1/8"

2. TACTILE APPLIQUÉ

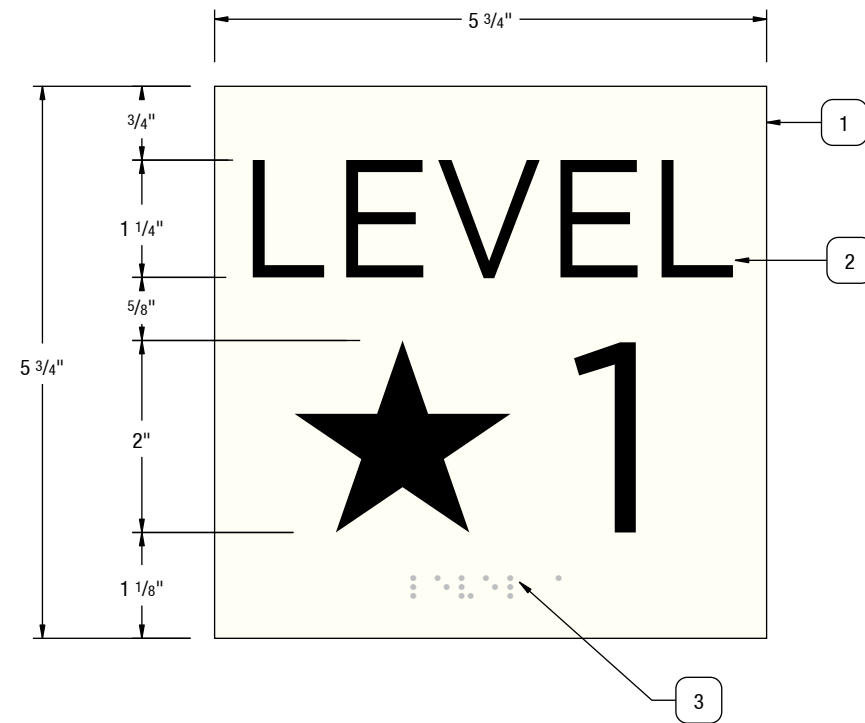
Material/Thickness: 1/32" Modified Acrylic
 Font Height: 1 1/4"
 Font Line Spacing: 150%
 Fonts:
 - Gotham Book
 Font Color: 311-401 Black

3. BRAILLE

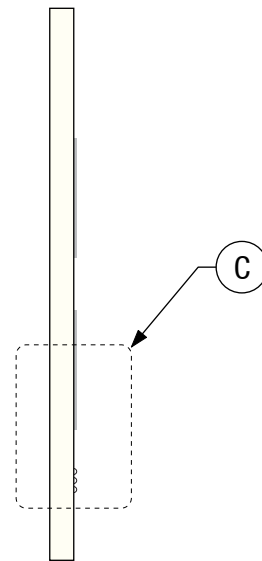
Type: Clear Grade II Braille

4. MOUNTING

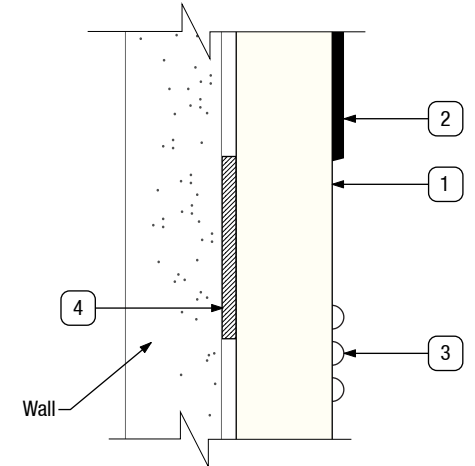
Tape: 1/16" Thick Double Sided Foam Tape
 & RTV 108 Silicon Adhesive as needed



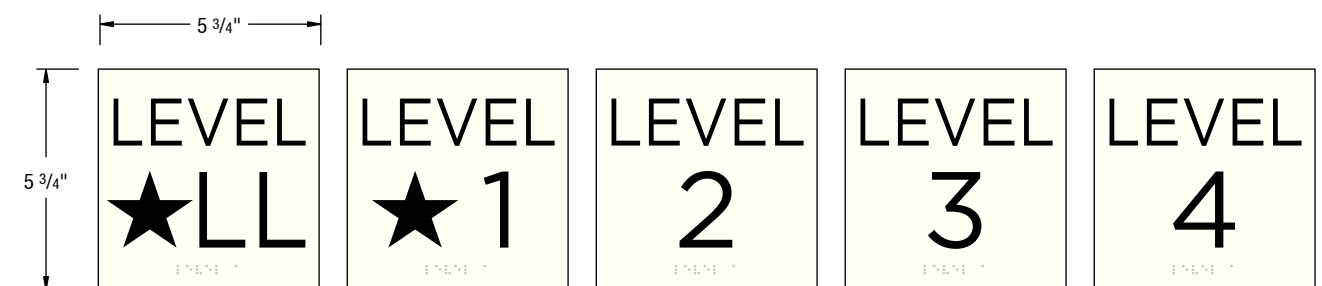
A SIGN FACE ELEVATION
SCALE: 1:2



B SIDE VIEW
SCALE: 1:2



C DETAIL SECTION
SCALE: 2:1



D VARIATIONS
SCALE: 1:5

Reception Logo

Description: Painted Aluminum Logo

QUANTITY

1 Set

SPECIFICATIONS

1. LETTERS

Fabrication/Material: Flat Cut Acrylic

Paint Finish:

- Pantone 200

- Pantone Cool Grey 10

Clear Coat Sheen: Satin

Font: From UNM

Return (thickness): .5" minimum

Return Finish: Standard Bead-Blasted

2. MOUNTING

Studs: Blind Stud Mount, Standard 2" Length,

10/24 Aluminum Studs with RTV 108 Silicone

Adhesive

Stand-off (spacer): Flush mount


Mounting Pattern: Drill Pattern

3. MOUNTING SURFACE


Wall System: VERIFY (typically drywall)

Finish: VERIFY


Color: VERIFY



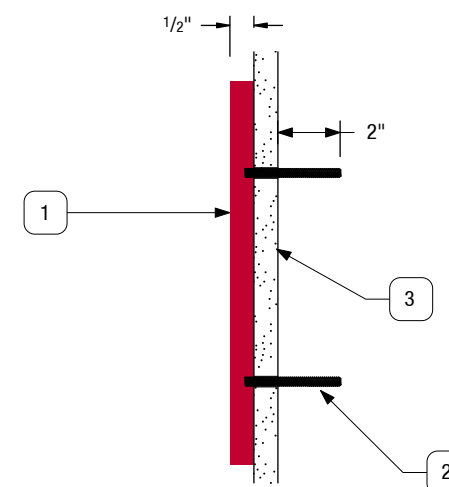
A ELEVATION - LOGO SHOWN AT 6' WIDTH
SCALE: 1"=1'




B ELEVATION - LOGO SHOWN AT 4' WIDTH
SCALE: 1"=1'



C ELEVATION - LOGO SHOWN AT 5' WIDTH
SCALE: 1"=1'



D SECTION DETAIL
SCALE: 3"=1'



E FINISH
SCALE: nts

Reception Logo

Description: Brushed Aluminum Logo

QUANTITY
1 Set

SPECIFICATIONS

1. LETTERS

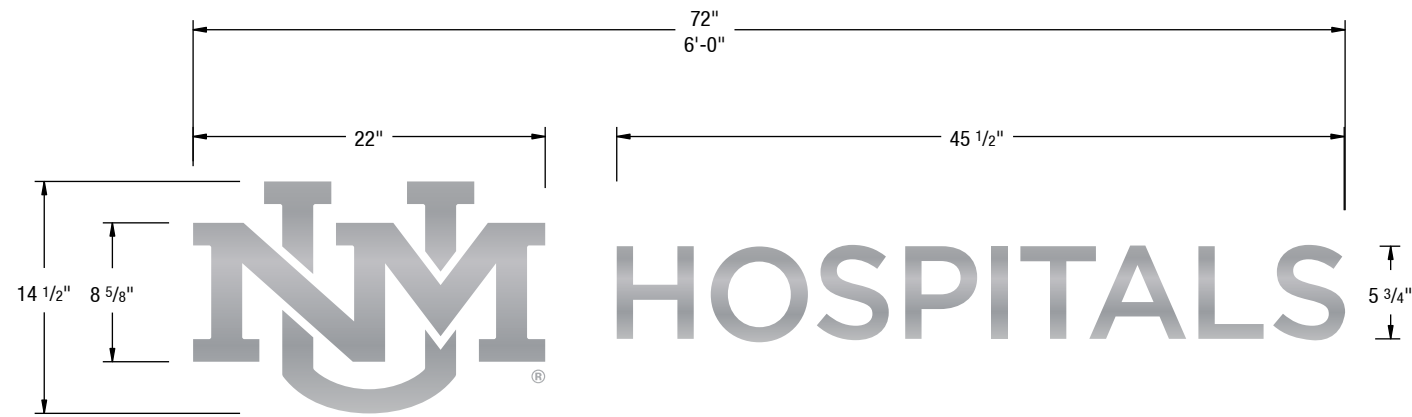
Fabrication/Material: Flat Cut Aluminum
Finish: Brushed Aluminum
Clear Coat Sheen: Satin
Grain Direction: Horizontal
Font: From UNM
Return (thickness): .375" minimum
Return Finish: Standard Bead-Blasted

2. MOUNTING

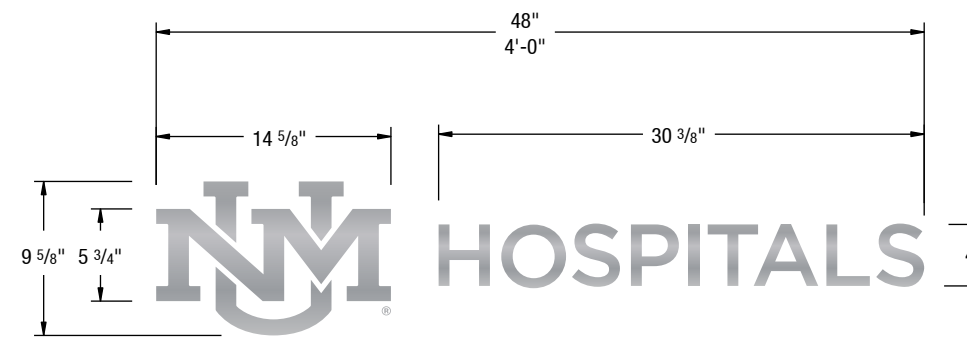
Studs: Blind Stud Mount, Standard 2" Length,
10/24 Aluminum Studs with RTV 108 Silicone
Adhesive
Stand-off (spacer): 1/4"
Mounting Pattern: Drill Pattern

3. MOUNTING SURFACE

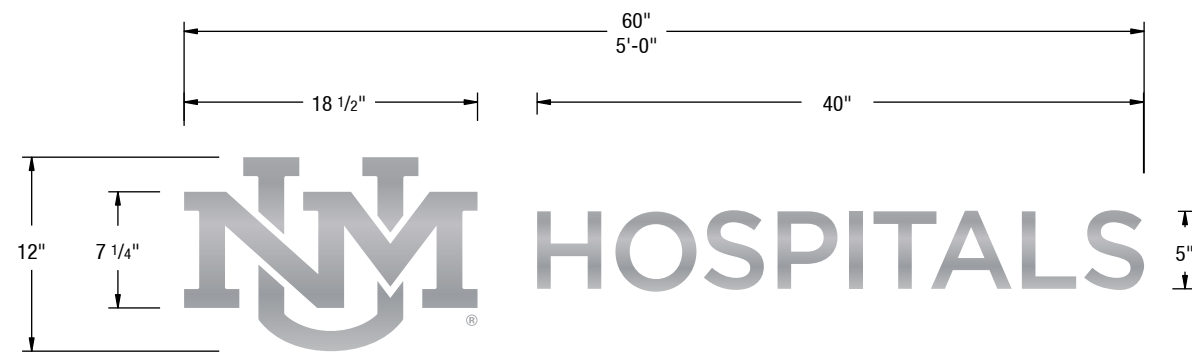
Wall System: VERIFY (typically drywall)
Finish: VERIFY
Color: VERIFY



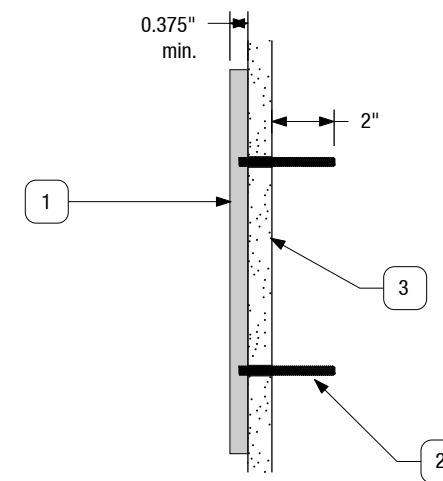
A ELEVATION - LOGO SHOWN AT 6' WIDTH
SCALE: 1"=1'




B ELEVATION - LOGO SHOWN AT 4' WIDTH
SCALE: 1"=1'



C ELEVATION - LOGO SHOWN AT 5' WIDTH
SCALE: 1"=1'



D SECTION DETAIL
SCALE: 3"=1'



E FINISH
SCALE: nts

Notes

Grain Runs Horizontal On Finish Product

Reception Logo

Description: Painted Aluminum Logo

QUANTITY

1 Set

SPECIFICATIONS

1. LETTERS

Fabrication/Material: Flat Cut Acrylic

Paint Finish:

- Pantone 200 █

- Pantone Cool Grey 10 █

Clear Coat Sheen: Satin

Font: From UNM

Return (thickness): .5" minimum

Return Finish: Standard Bead-Blasted

2. MOUNTING

Studs: Blind Stud Mount, Standard 2" Length,

10/24 Aluminum Studs with RTV 108 Silicone

Adhesive

Stand-off (spacer): Flush mount

Mounting Pattern: Drill Pattern

3. MOUNTING SURFACE


Wall System: VERIFY (typically drywall)

Finish: VERIFY

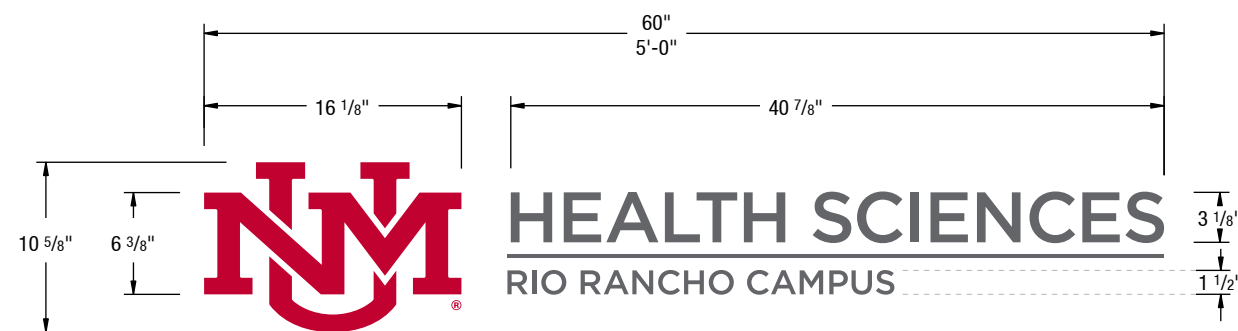
Color: VERIFY



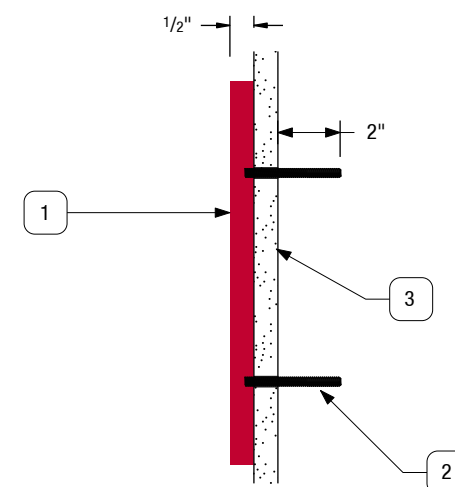
A ELEVATION - LOGO SHOWN AT 6' WIDTH
SCALE: 1"=1'




B ELEVATION - LOGO SHOWN AT 4' WIDTH
SCALE: 1"=1'



C ELEVATION - LOGO SHOWN AT 5' WIDTH
SCALE: 1"=1'



D SECTION DETAIL
SCALE: 3"=1'



E FINISH
SCALE: nts

Reception Logo

Description: Brushed Aluminum Logo

QUANTITY

1 Set

SPECIFICATIONS

1. LETTERS


Fabrication/Material: Flat Cut Aluminum
 Finish: Brushed Aluminum
 Clear Coat Sheen: Satin
 Grain Direction: Horizontal
 Font: From UNM
 Return (thickness): .375" minimum
 Return Finish: Standard Bead-Blasted

2. MOUNTING

Studs: Blind Stud Mount, Standard 2" Length,
 10/24 Aluminum Studs with RTV 108 Silicone
 Adhesive
 Stand-off (spacer): 1/4"
 Mounting Pattern: Drill Pattern

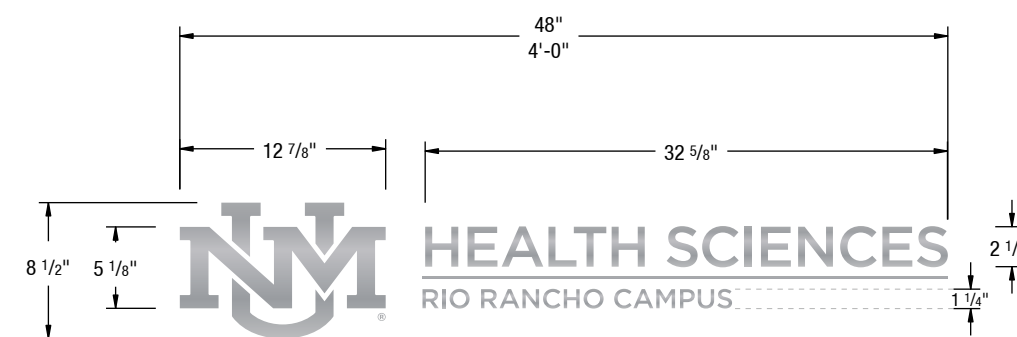
3. MOUNTING SURFACE

Wall System: VERIFY (typically drywall)
 Finish: VERIFY
 Color: VERIFY

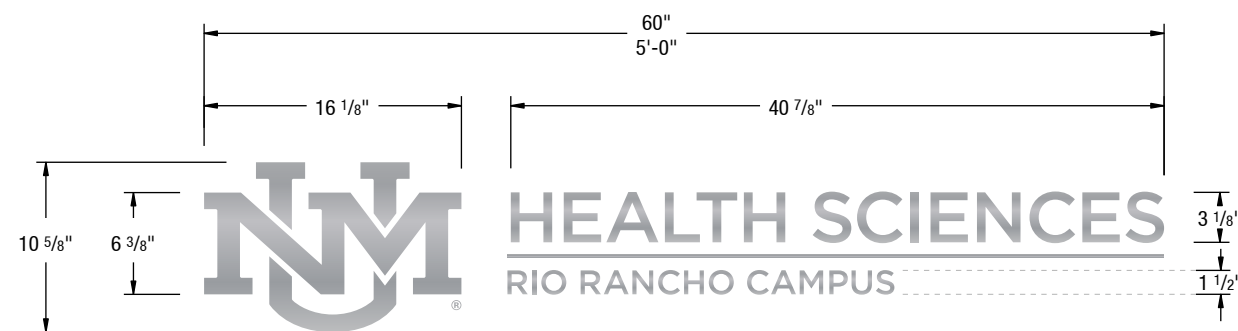


A ELEVATION - LOGO SHOWN AT 6' WIDTH
 SCALE: 1"=1'

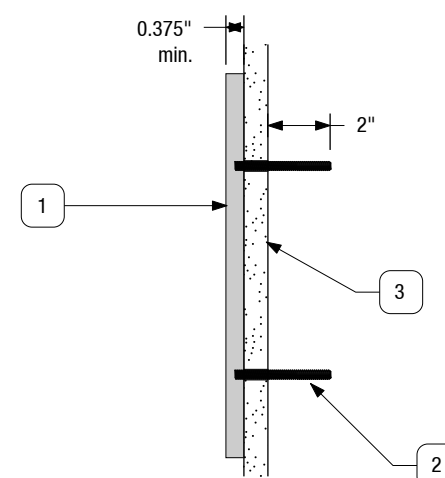
Bottom line will vary based on campus / location




B ELEVATION - LOGO SHOWN AT 4' WIDTH
 SCALE: 1"=1'



C ELEVATION - LOGO SHOWN AT 5' WIDTH
 SCALE: 1"=1'



D SECTION DETAIL
 SCALE: 3"=1'



Notes

Grain Runs Horizontal On Finish Product

E FINISH
 SCALE: nts

Reception Logo

Description: Painted Aluminum Logo

QUANTITY

1 Set

SPECIFICATIONS

1a. LETTERS

Fabrication/Material: Flat Cut Acrylic
 Paint Finish:
 - Pantone 200 █
 - Pantone Cool Grey 10 █
 Clear Coat Sheen: Satin
 Font: Gothic Medium
 Return (thickness): .5" minimum
 Return Finish: Standard Bead-Blasted

1b. LETTERS

Fabrication/Material: Flat Cut Aluminum
 Finish: Brushed Aluminum
 Clear Coat Sheen: Satin
 Grain Direction: Horizontal
 Font: Gothic Medium
 Return (thickness): .375" minimum
 Return Finish: Standard Bead-Blasted

2. MOUNTING

Studs: Blind Stud Mount, Standard 2" Length,
 10/24 Aluminum Studs with RTV 108 Silicone
 Adhesive
 Stand-off (spacer): Flush mount
 Mounting Pattern: Drill Pattern

3. MOUNTING SURFACE

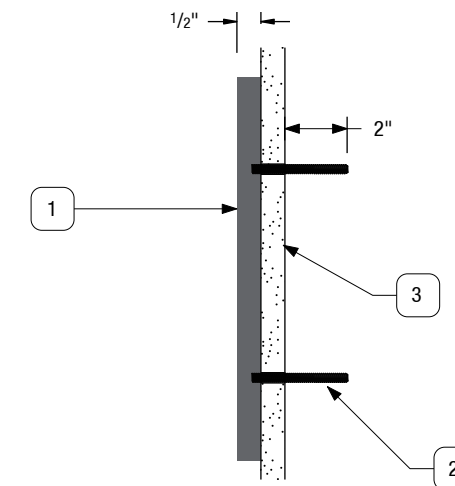
Wall System: VERIFY (typically drywall)
 Finish: VERIFY
 Color: VERIFY

6" Orthopaedic Clinic



A ELEVATION - LETTERS SHOWN AT 6" TEXT HEIGHT - PAINTED FINISH
 SCALE: 1"=1'

6" Orthopaedic Clinic

B ELEVATION - LETTERS SHOWN AT 6" TEXT HEIGHT - PAINTED FINISH
 SCALE: 1"=1'



C SECTION DETAIL
 SCALE: 3"=1'



Notes

Grain Runs Horizontal On Finish Product

D FINISH OPTIONS
 SCALE: NTS

3'-4 1/8"
3"
Orthopaedic Clinic

3" letters = 75' visibility

4'-5 3/4"
4"
Orthopaedic Clinic


4" letters = 116' visibility

6'-8 1/4"
6"
Orthopaedic Clinic

6" letters = 116' visibility

8'-10 3/4"
8"
Orthopaedic Clinic

8" letters = 174' visibility



A ELEVATION - INSTALLATION
SCALE 1/2"=1'

DRAWING Q:\UNMHStandards\Interior\Renderings, Submittals & PDFs\Pages\DL_Reception.ai

CLIENT / PROJECT	SUBMITTAL DATE	DRAWING REVISED DATE	SHEET TITLE	SHEET
Client: UNM Hospitals Interior Standards Project: UNMH Wayfinding 2018:UNMH Interior Sign Standards	5/15/2020 Sign Package Modification Date: October 19, 2020 1:25 PM	00/00/0000	Reception Logo Painted Finish	58
PACKAGE Q:\UNMHStandards\Interior\Renderings, Submittals & PDFs\Submittals\UNMH_Interior Sign Standards_20200313	APPROVAL REQUIRED FOR PRODUCTION SIGNATURE / DATE			

59

Installation Guide - Interior Signs

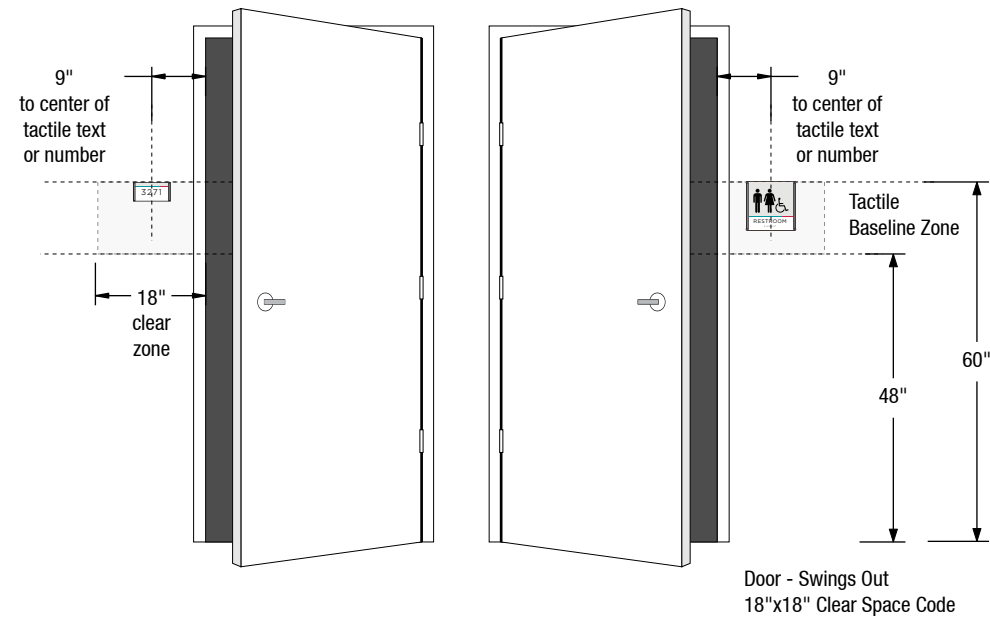
703.4 Installation Height and Location. Signs with tactile characters shall comply with 703.4.

703.4.1 Height Above Finish Floor or Ground. Tactile characters on signs shall be located 48 inches (1220 mm) minimum above the finish floor or ground surface, measured from the baseline of the lowest tactile character and 60 inches (1525 mm) maximum above the finish floor or ground surface, measured from the baseline of the highest tactile character.

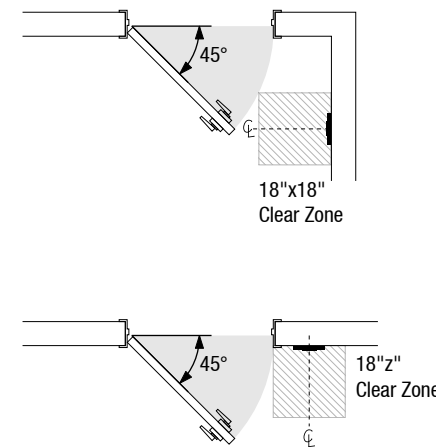
703.4.2 Location. Where a tactile sign is provided at a door, the sign shall be located alongside the door at the latch side. Where a tactile sign is provided at double doors with one active leaf, the sign shall be located on the inactive leaf. Where a tactile sign is provided at double doors with two active leaves, the sign shall be located to the right of the right hand door. Where there is no wall space at the latch side of a single door or at the right side of double doors, signs shall be located on the nearest adjacent wall. Signs containing tactile characters shall be located so that a clear floor space of 18 inches (455 mm) minimum by 18 inches (455 mm) minimum, centered on the tactile characters, is provided beyond the arc of any door swing between the closed position and 45 degree open position. EXCEPTION: Signs with tactile characters shall be permitted on the push side of doors with closers and without hold-open devices.

Century Sign Builders Installation Standard Placement

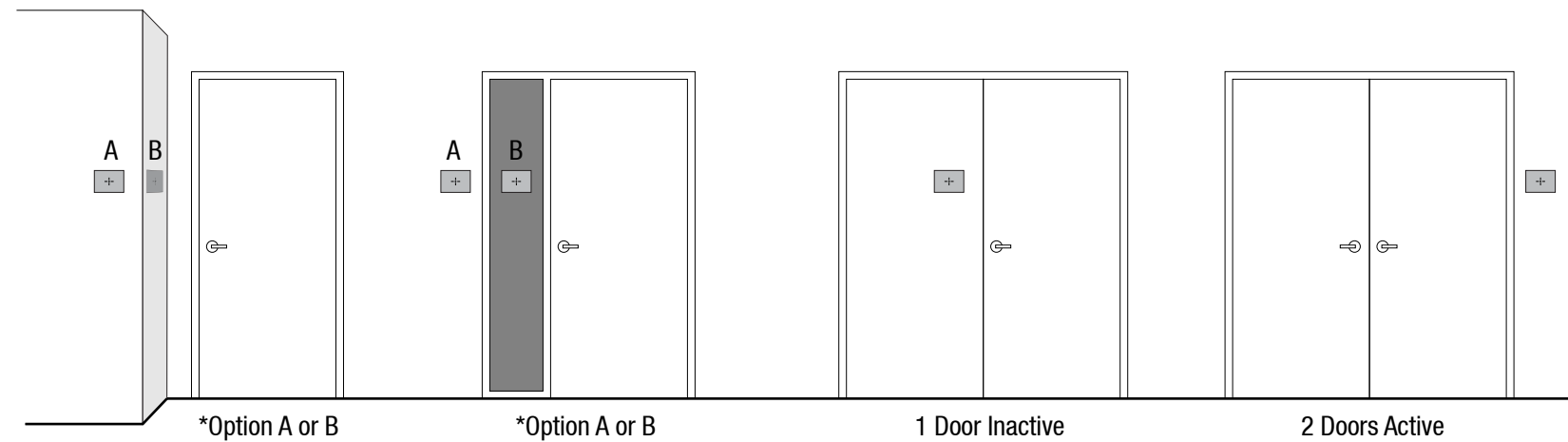
1. Tactile characters on signs shall be placed a minimum of 9" OC from the door swing on the latch side.
2. All though not required for doors that open in, CSB will install signs in the same location as shown in Illustration 1, for consistency.



A DOOR ELEVATIONS
SCALE: 3/8" = 1'

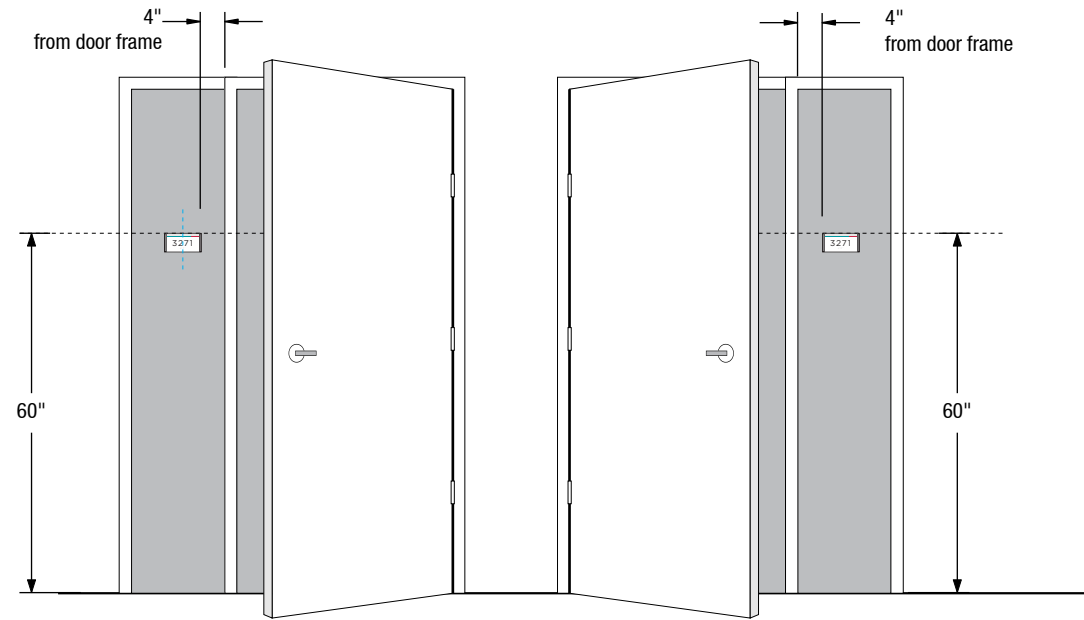


B PLAN VIEW - CLEAR ZONE
SCALE: 1/4" = 1'



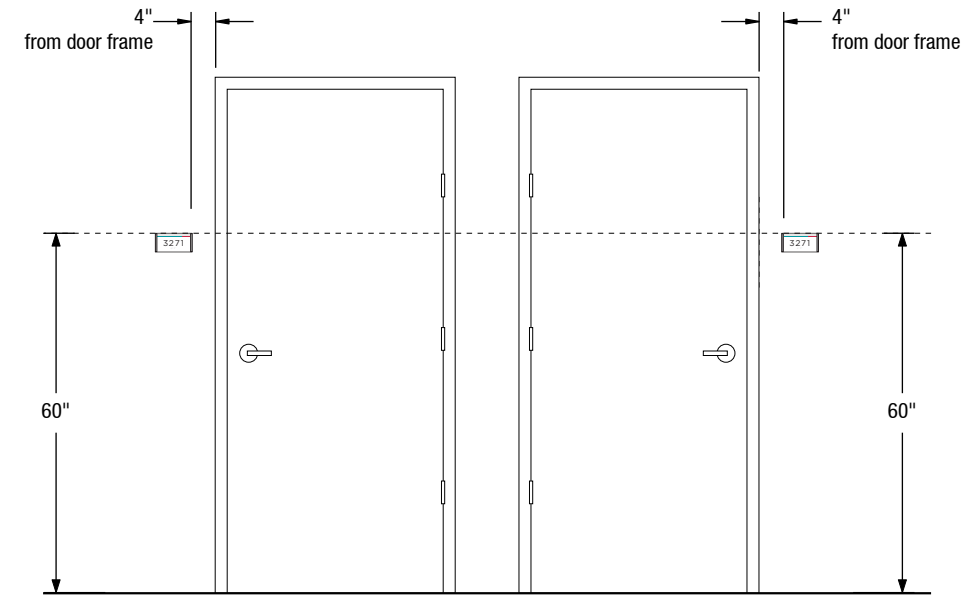
C OTHER CONDITIONS
SCALE: 3/16" = 1'

*Placement A or B Considerations:
Clear Zone Code & Consistency

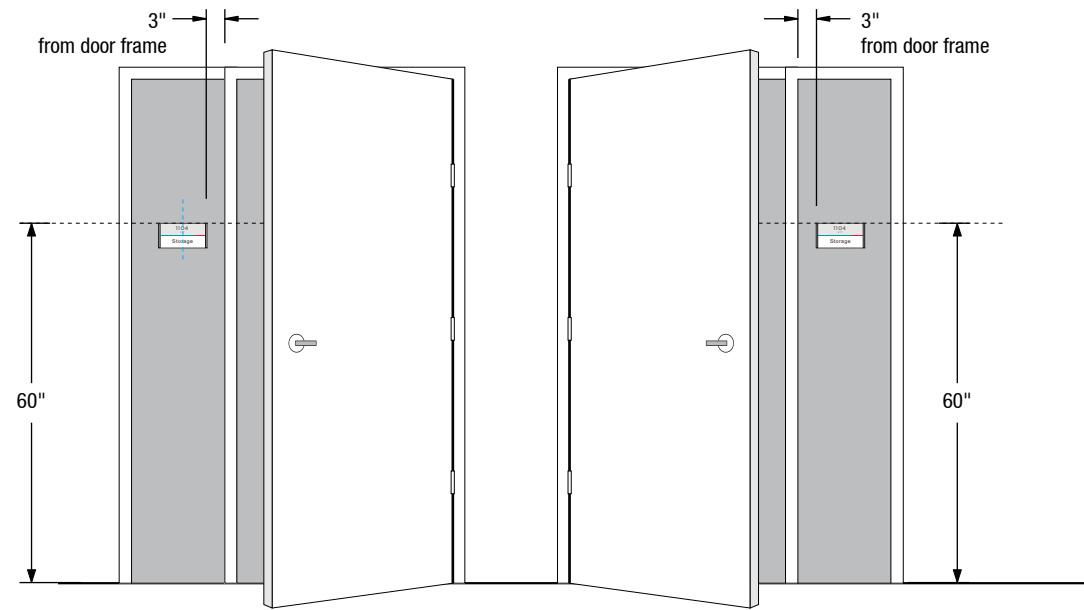


A **INSTALL GUIDE - RS-P (PATIENT ROOM SIGN)**
SCALE: 3/8" = 1'

Door - Swings Out
18"x18" Clear Space Code

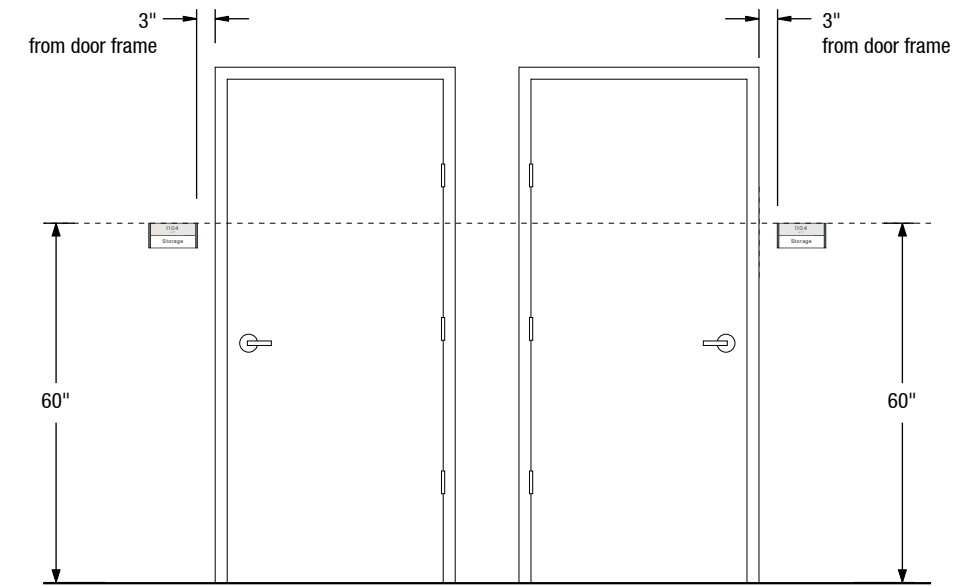


B **INSTALL GUIDE - RS-P (PATIENT ROOM SIGN)**
SCALE: 3/8"=1'

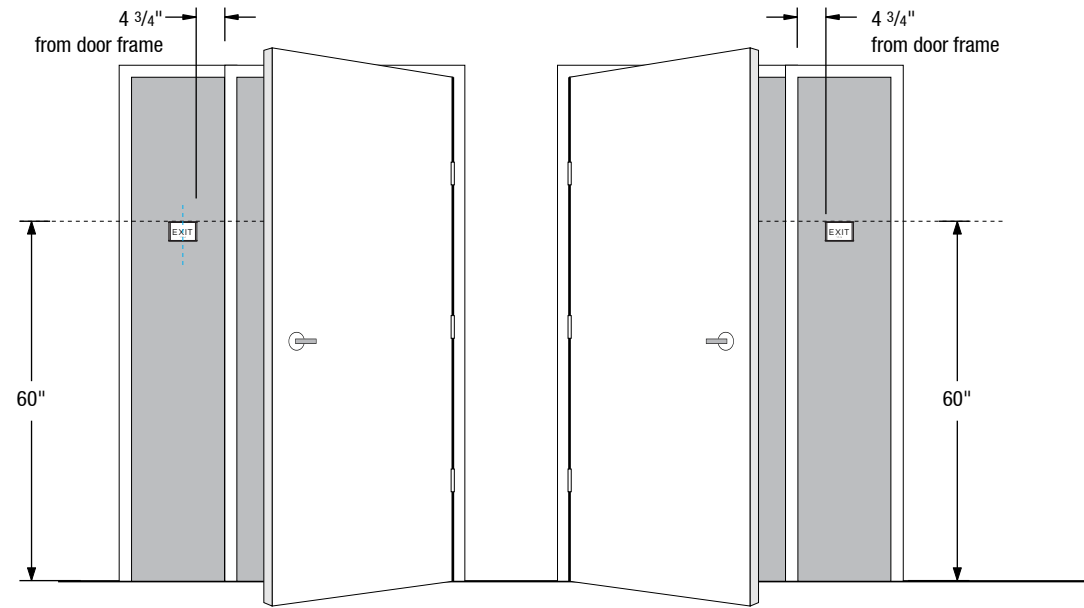


C **INSTALL GUIDE - RS-S (STAFF ROOM SIGN)**
SCALE: 3/8" = 1'

Door - Swings Out
18"x18" Clear Space Code

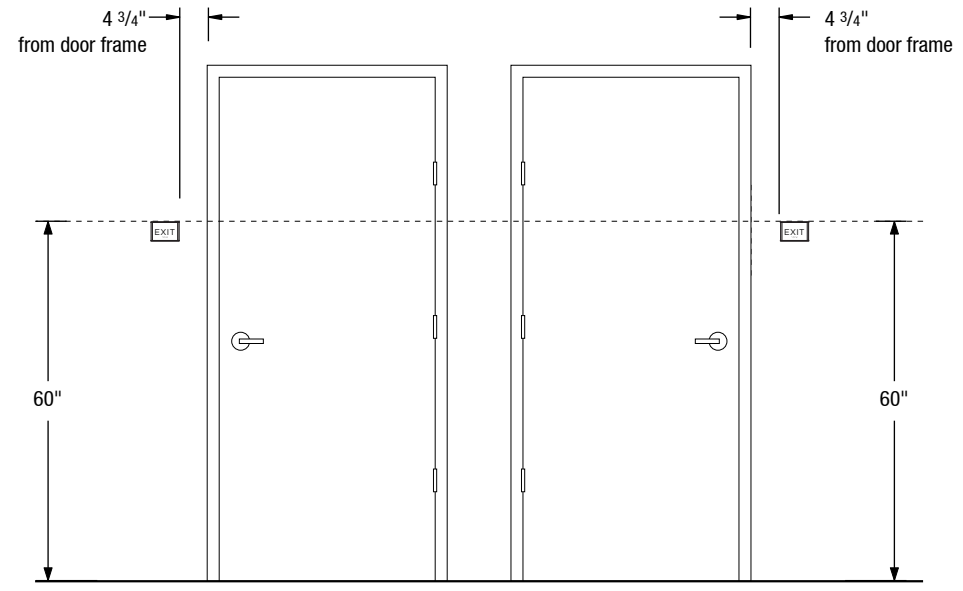


D **INSTALL GUIDE - RS-S (STAFF ROOM SIGN)**
SCALE: 3/8"=1'

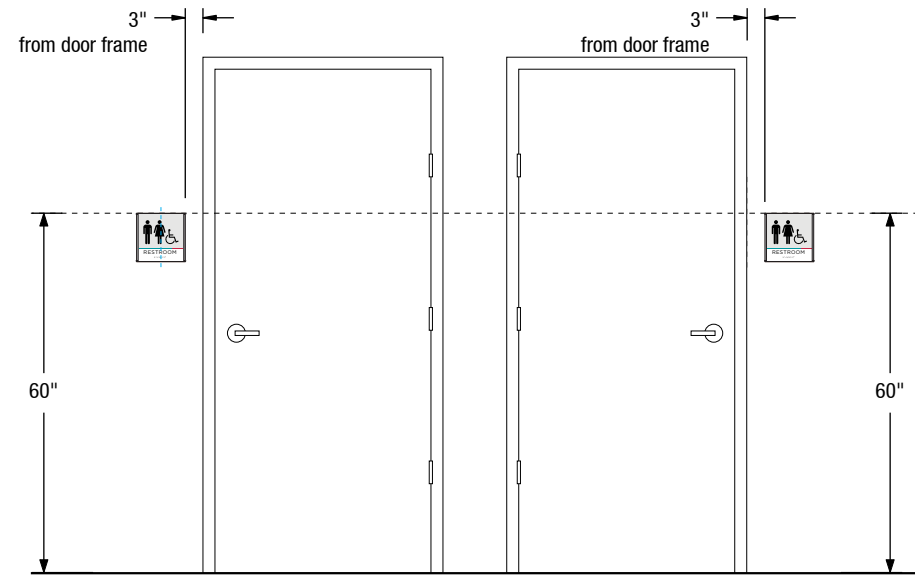


Door - Swings Out
18"x18" Clear Space Code

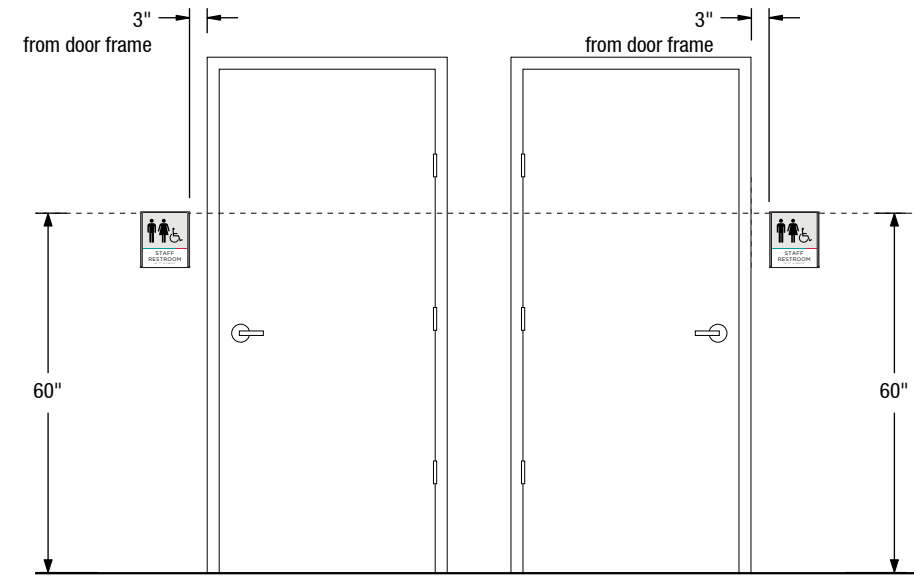
A **INSTALL GUIDE - EE / ER (EXIT / EXIT ROUTE)**
SCALE: 3/8" = 1'



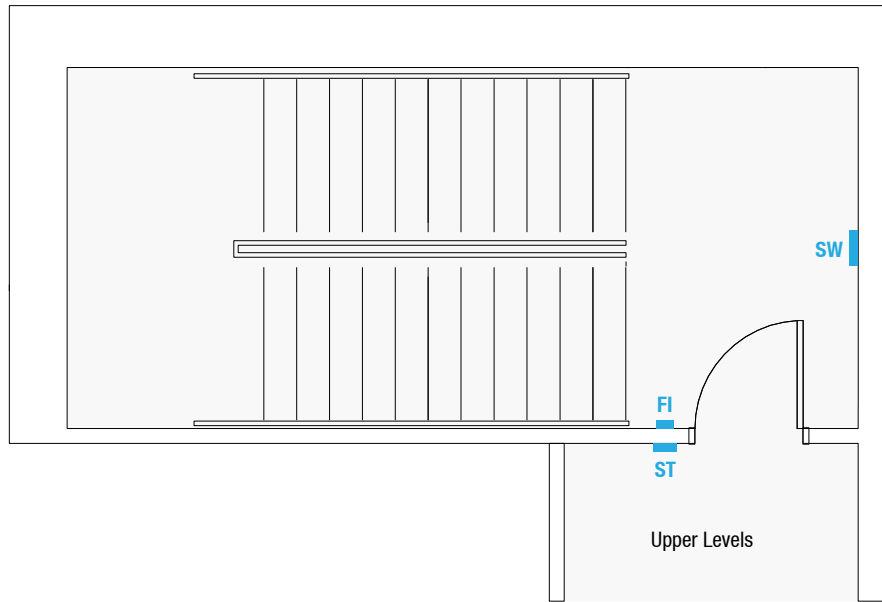
B **INSTALL GUIDE - EE / ER (EXIT / EXIT ROUTE)**
SCALE: 3/8"=1'



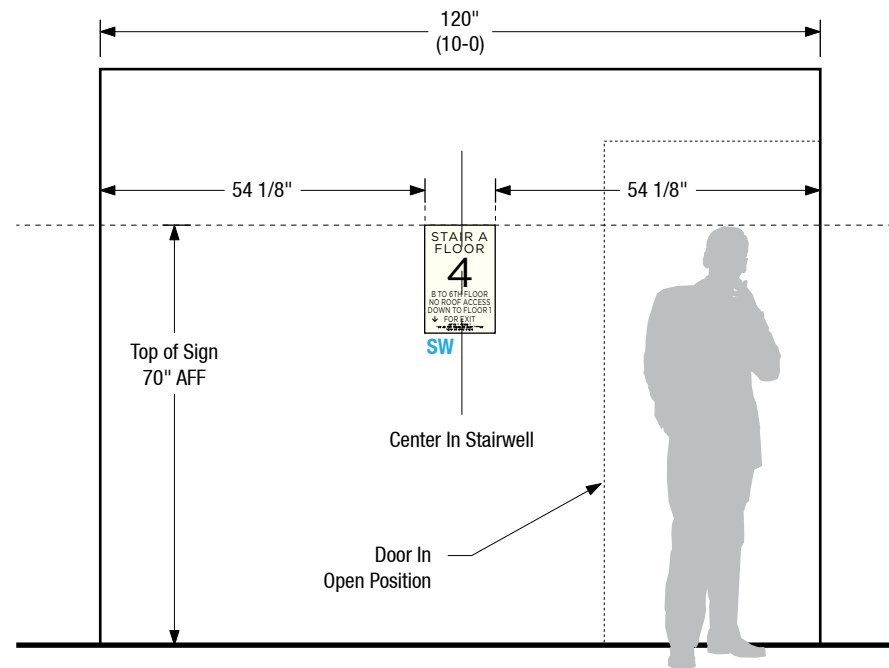
C **INSTALL GUIDE - RR (RESTROOM)**
SCALE: 3/8" = 1'



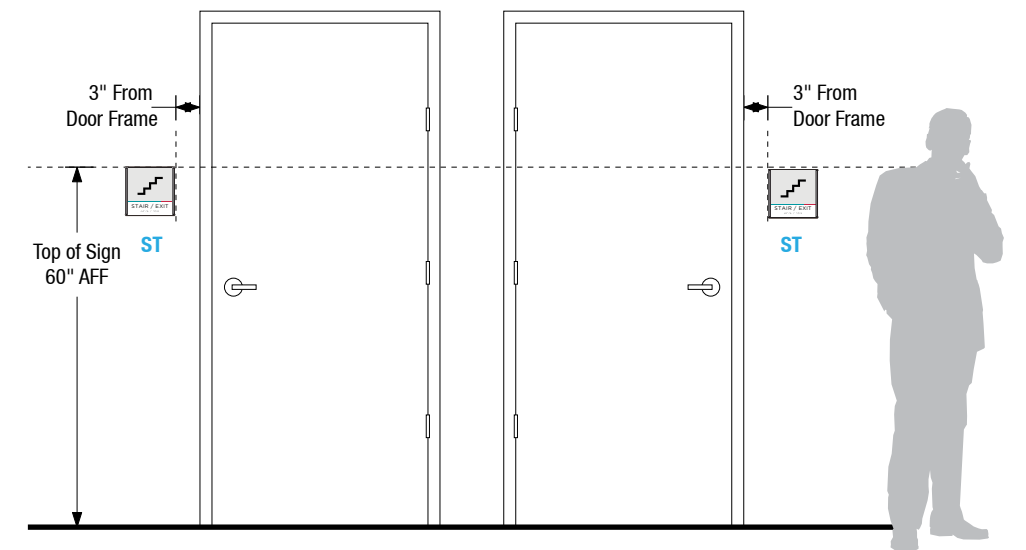
C **INSTALL GUIDE - RR-S (STAFF RESTROOM / GENDER NEUTRAL RESTROOM)**
SCALE: 3/8" = 1'



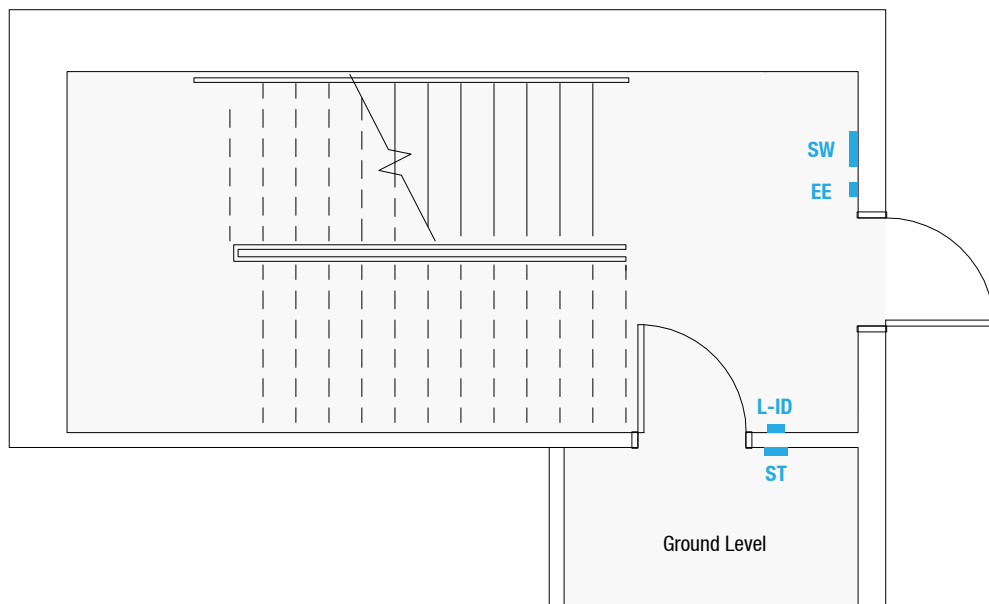
A PLAN VIEW - STAIRS UPPER LEVELS
SCALE: 3/16"=1'



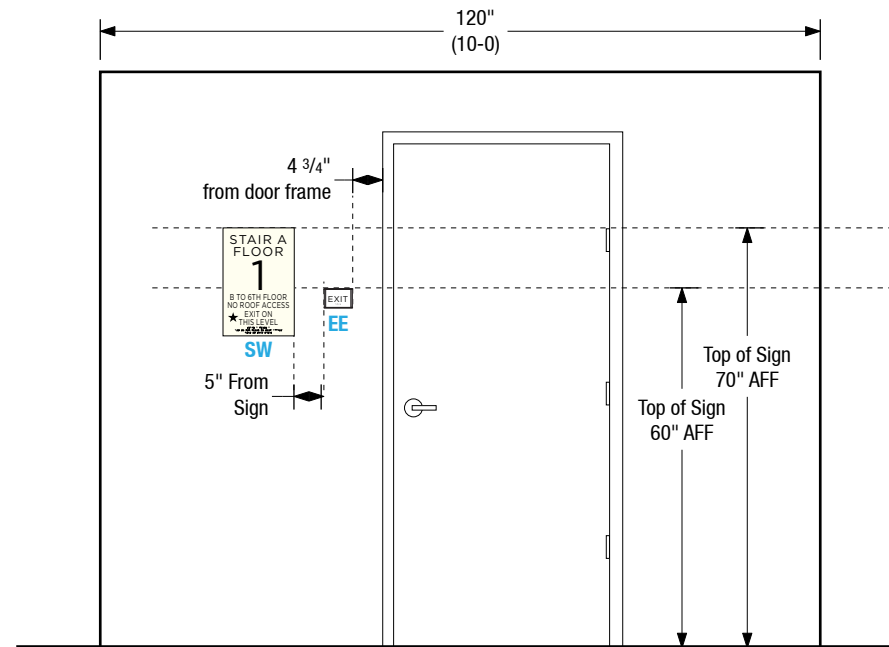
B UPPER LEVELS - STAIRWELL SIGNS
SCALE: 3/8"=1'



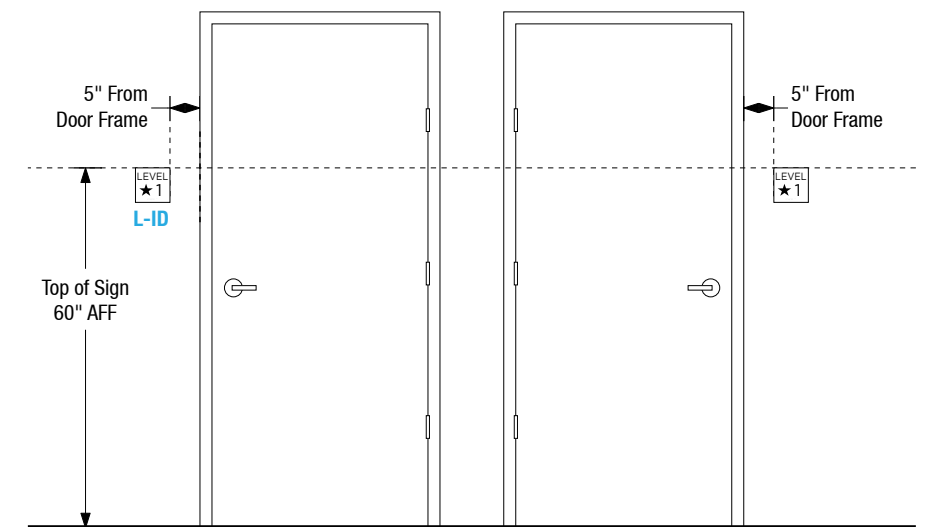
C INSTALL GUIDE - STAIR DOOR
SCALE: 3/8"=1'



D PLAN VIEW - STAIRS GROUND LEVEL
SCALE: 3/16"=1'



E GROUND LEVEL - STAIRWELL SIGNS
SCALE: 3/8"=1'



F INSTALL GUIDE - LEVEL ID
SCALE: 3/8"=1'

DRAWING Q:\UNMH\Standards\Interior\Renderings, Submittals & PDFs\Pages\Install Guide_20190328.ai

CLIENT / PROJECT
Client: UNM Hospitals Interior Standards
Project: UNMH Wayfinding 2018:UNMH Interior Sign Standards

PACKAGE Q:\UNMH\Standards\Interior\Renderings, Submittals & PDFs\Submittals\UNMH_Interior Sign Standards_20200313

SUBMITTAL DATE
5/15/2020
Sign Package Modification Date: October 19, 2020 1:25 PM

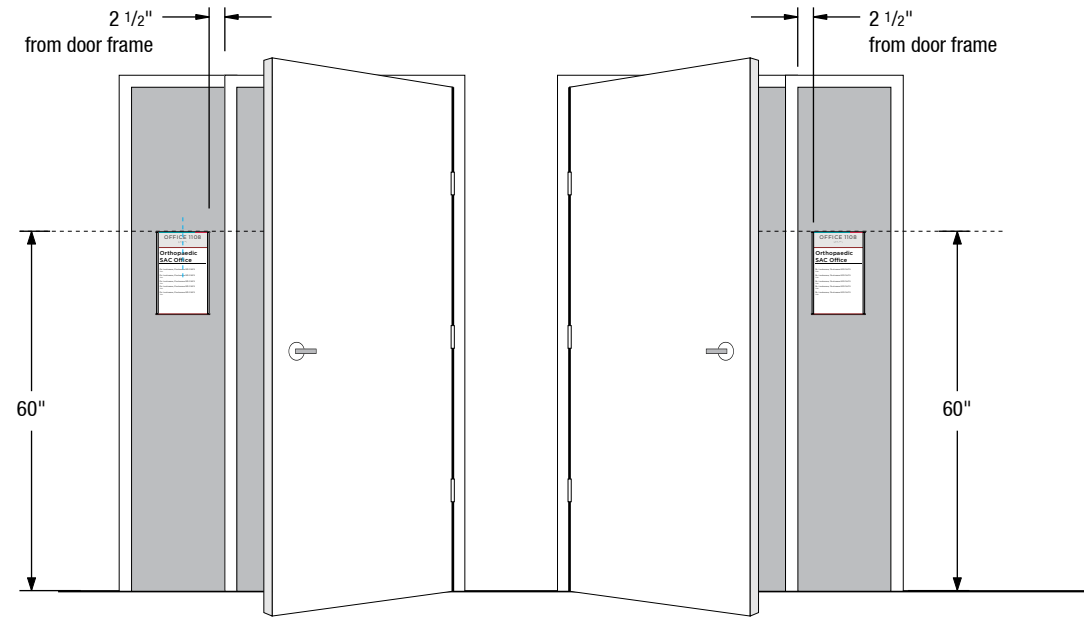
APPROVAL REQUIRED FOR PRODUCTION
SIGNATURE / DATE

DRAWING REVISED DATE
00/00/0000

SHEET TITLE
Installation Guide
Stairwell and Stair Door Signs

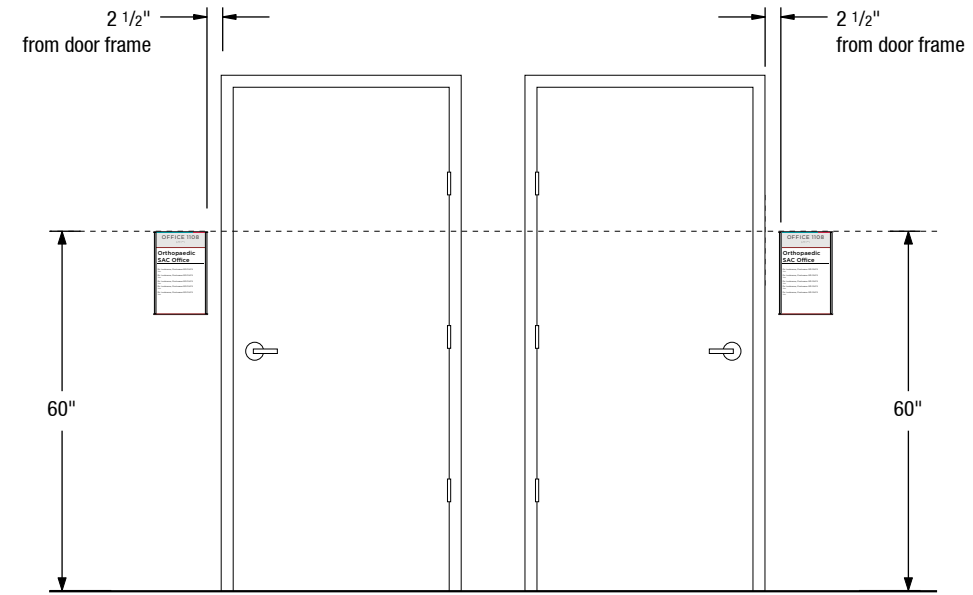
SHEET

63

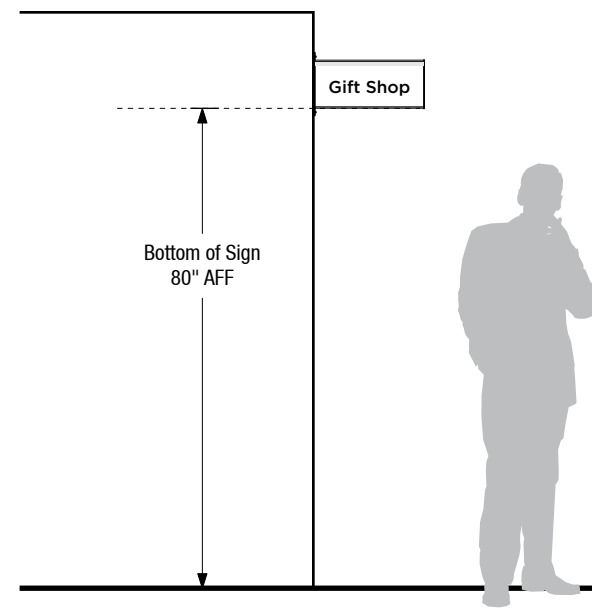


A INSTALL GUIDE - DH (ADA DOCUMENT HOLDER)
SCALE: 3/8" = 1'

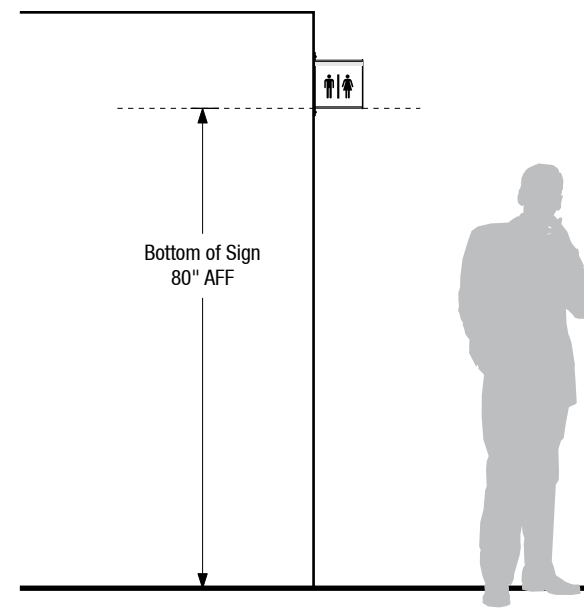
Door - Swings Out
18"x18" Clear Space Code



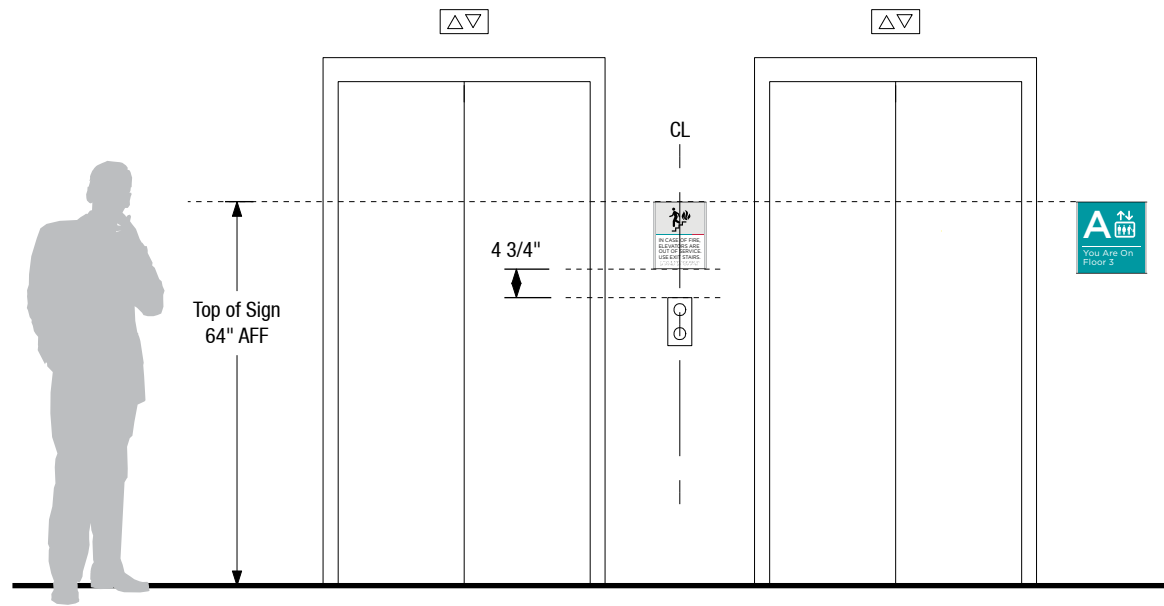
B INSTALL GUIDE - DH (ADA DOCUMENT HOLDER)
SCALE: 3/8"=1'



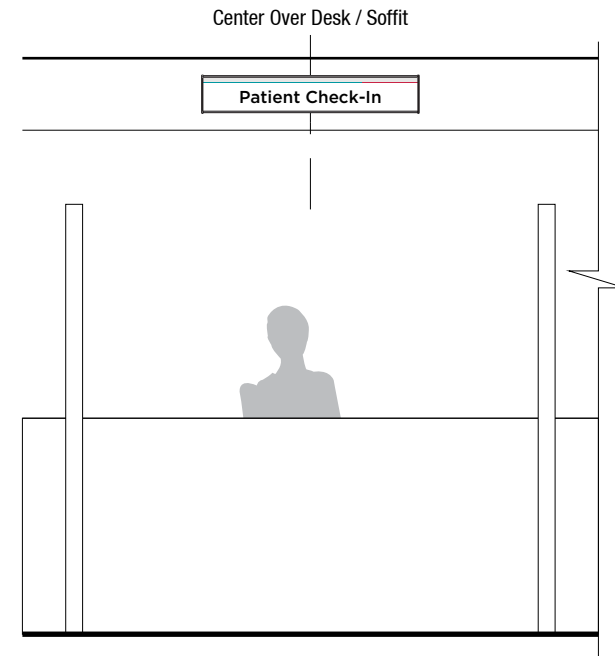
C INSTALL GUIDE - FLAG SIGN
SCALE: 3/8" = 1'




D INSTALL GUIDE - FLAG SIGN
SCALE: 3/8" = 1'



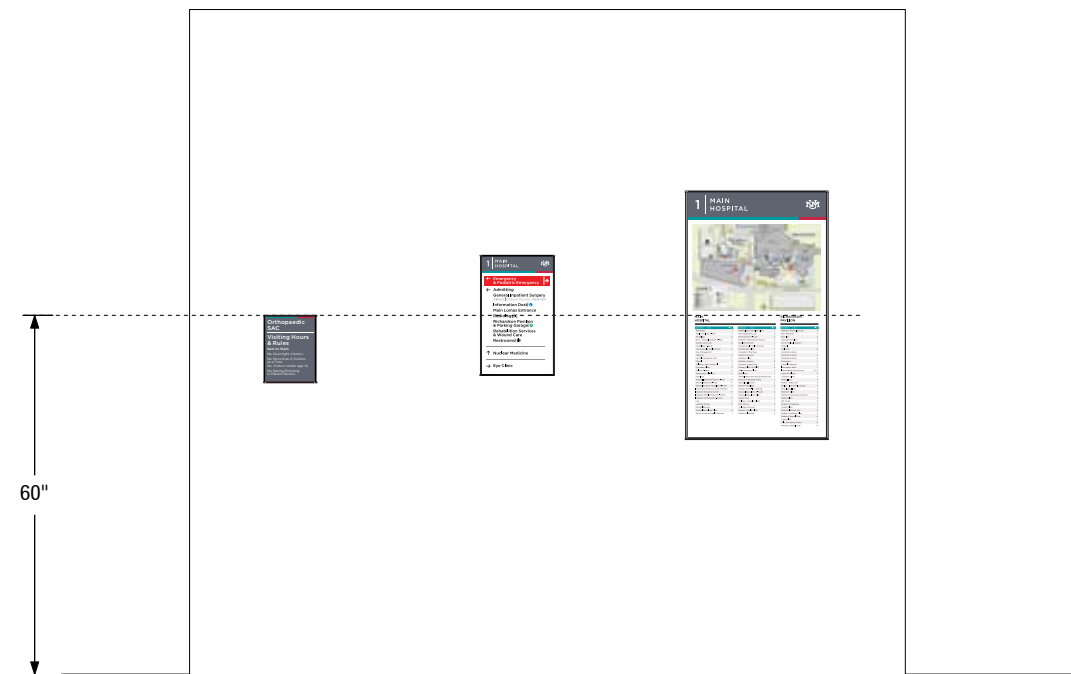
A **INSTALL GUIDE - ELEVATOR BAY (ICOF AND ELEVATOR ID)**
SCALE: 3/8"=1'



B **INSTALL GUIDE - OD-S (OVERHEAD DIRECTIONAL - SMALL)**
SCALE: 3/8"=1'



C **INSTALL GUIDE - OD-S (OVERHEAD DIRECTIONAL - LARGE)**
SCALE: 3/8"=1'



D **INSTALL GUIDE - WAYFINDING MAPS / DIRECTIONALS / INFORMATION SIGNS**
SCALE: 3/8"=1'

DRAWING Q:\UNMH\Standards\Interior\Renderings, Submittals & PDFs\Pages\Install Guide_20190328.ai

CLIENT / PROJECT
Client: UNM Hospitals Interior Standards
Project: UNMH Wayfinding 2018:UNMH Interior Sign Standards

PACKAGE Q:\UNMH\Standards\Interior\Renderings, Submittals & PDFs\Submittals\UNMH_Interior Sign Standards_20200313

SUBMITTAL DATE
5/15/2020
Sign Package Modification Date: October 19, 2020 1:25 PM

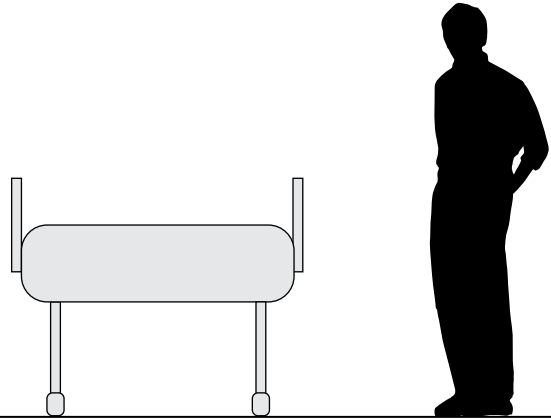
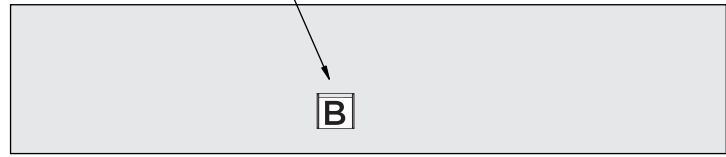
APPROVAL REQUIRED FOR PRODUCTION SIGNATURE / DATE

DRAWING REVISED DATE
00/00/0000

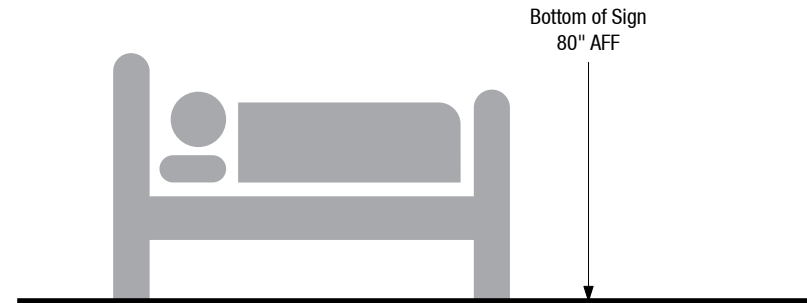
SHEET TITLE
Installation Guide
Elevator Bay and Wayfinding Signs

SHEET
65

Center over patient bed soffit



A **INSTALL GUIDE - PATIENT BED ID (WALL MOUNT)**
SCALE: 3/8" = 1'



B **INSTALL GUIDE - PATIENT BED ID (FLAG MOUNT)**
SCALE: 3/8" = 1'

67

Protocol for Retrofitting Existing Signs

UPDATING EXISTING SIGN SYSTEMS - LENSES

The curved aluminum sign frame systems commonly found at UNM Hospitals and UNM Clinics are modular updatable frames that contain a clear plastic lens, digital print, and sometimes a transparency that can be removed and re-printed by the end user.

Curved aluminum frame system signs typically are manufactured in standard extrusion widths. Curved aluminum extruded frames are cut down to size vertically. In a typical hospital or clinic, a sign audit might discover five or more extrusion sizes. The following instructions detail how to measure existing frames and how to update them according to UNM Hospital's sign standards.

1. Step One - measure the frame extrusion width

Using a ruler, measure the flat back portion of the frame. Standard extrusion sizes often manufactured in increments of 1/16" to 1/8". For example, a typical extrusion size may be 7.75" It is recommended to take the existing lens out of the sign and measure and compare to the flat back measurement.

Allow for some tolerance for the new lens. If the measurement is 7.75" for example, allow for a 1/16" tolerance, so the new lens size would be 7.6875"

2. Step Two - measure the frame extrusion width

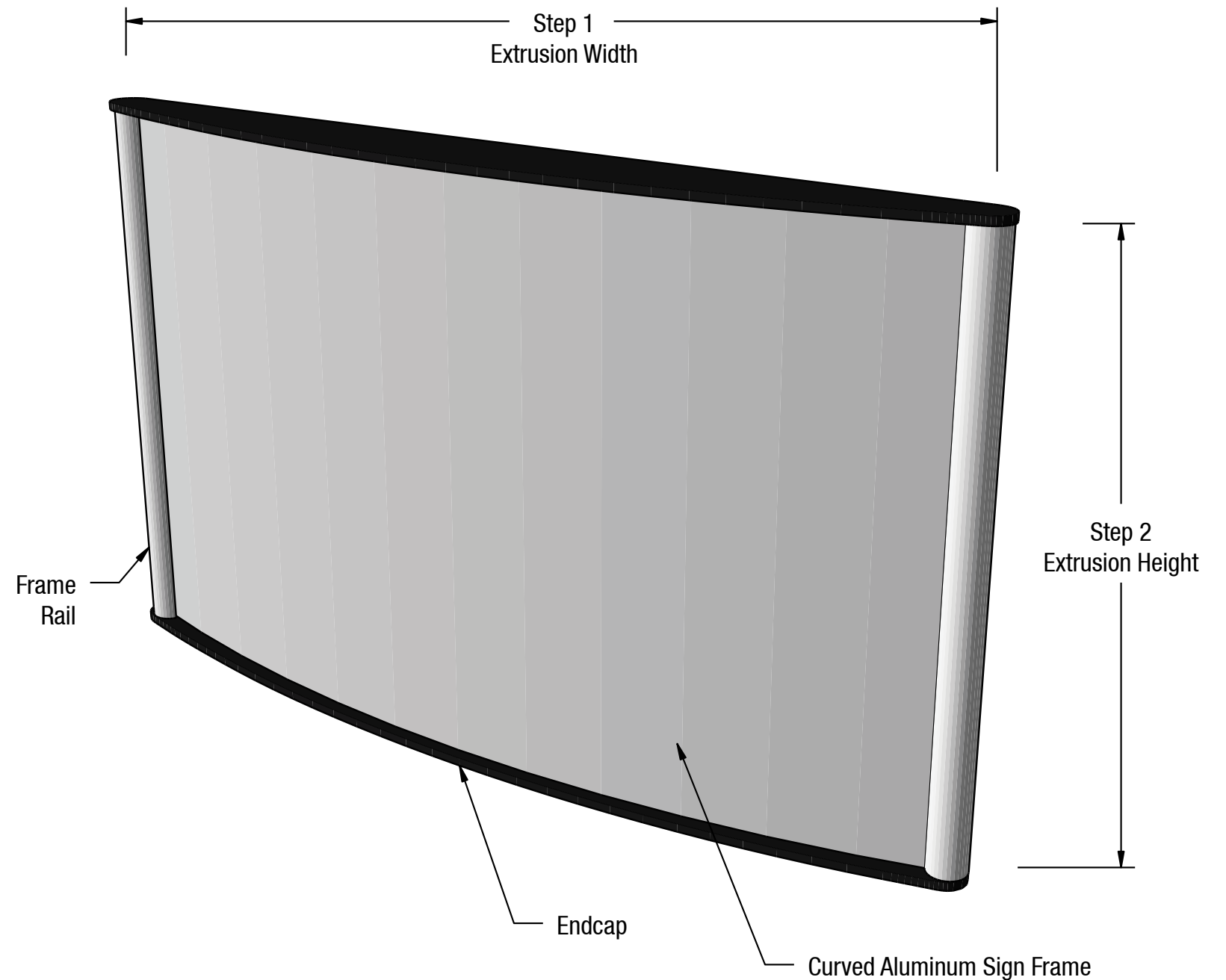
Using a ruler, measure curved aluminum surface of the sign, from top to bottom. Observe the lens insert. If it fits precisely in the existing frame, the lens can also be taken out and measured instead.

3. Gather Frame Sizes for Sign Audit

Frame extrusions are typically machine cut, so you may discover repeating frame extrusions and sign heights during your sign audit. If an existing sign placement plan is not available, use existing floor plans to mark where frames are located and note their sizes.

4. Test Measurements

It is recommended to machine cut a sample lens for each sign type to ensure the new lenses have the correct size / tolerances. Lenses should not have more than 1/16" movement horizontally, and the vertical edges should be flush to the frame rails.



UPDATING EXISTING SIGN SYSTEMS - DIGITAL PRINT BACKGROUNDS

The background printed insert will match the size of the sign lens.
The best practice to modify a sign design that does not appear in the standards is to find an example within this sign standard that most closely matches the size of the existing frame that you are updating.

1. Step One - find existing template

Browse the sign standards for a sign type that is similar to the new frame size. Extract the page from the sign standards document and import to your design software (Adobe Illustrator is recommended).

2. Step Two - adjust width to accommodate color ratios

The UNM Hospitals color band follows a 80/20 ratio. Adjust the background size according to the frame size you are designing for, and then modify the decorative turquoise and cherry band to the aspect ratios noted in the drawing to the right.

Typical color band heights

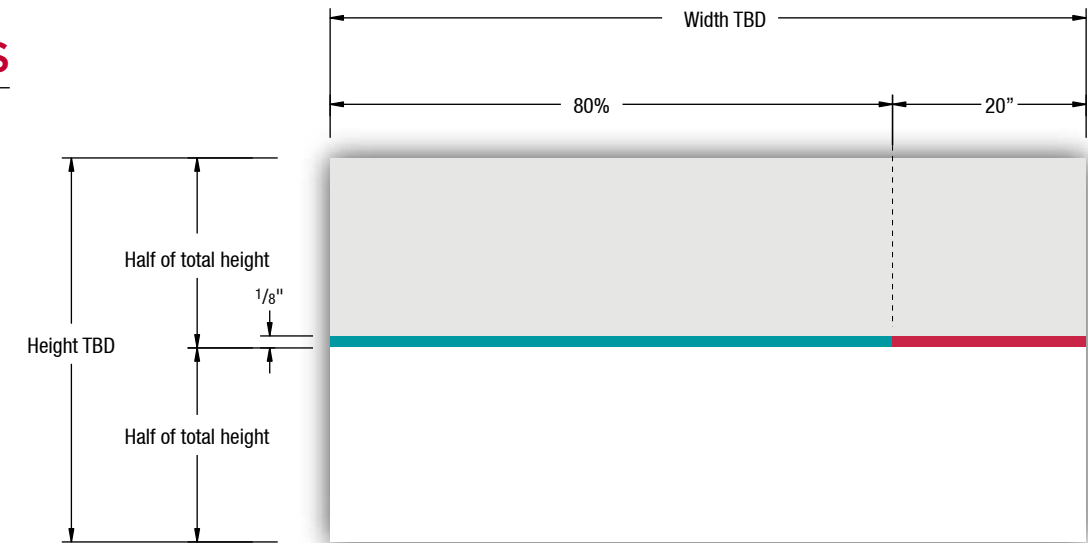
Room Signs: 1/8"

Directionals: 1/4"


Oversized Wayfinding Signs: 3/4"

3. Step Three - adjust ADA color field and transparency field

Most sign types display the turquoise and cherry band at the top of the printed insert. For door signs with ADA tactile text, the design is split in half vertically at a 1:1 ratio. The top dark grey half contains the tactile ADA text, while the bottom portion contains the white field where the updateable transparency is displayed



TYPICAL INSERT DESIGN FOR ROOM SIGN



TYPICAL INSERT DESIGN FOR RESTROOM SIGN

**Conversation w/
UNM Required
to Determine Process**

70

Protocol for Ordering Signs