

The Fujitsu logo, featuring the word "FUJITSU" in a bold, sans-serif font with a stylized infinity symbol above the "i".

FUJITSU

AUSTRALIA'S FAVOURITE AIR™

A large, stylized text graphic that reads "MULTI SYSTEM AIR CONDITIONING SOLUTIONS". The text is white and set against a dark purple rectangular background. The background of the entire advertisement features a collage of images: a man and a young child sitting on a couch, a woman reading a book to a child, and a large indoor plant. The overall color palette includes purple, white, and light blue.

MULTI SYSTEM AIR CONDITIONING SOLUTIONS

ENERGY EFFICIENT | FLEXIBLE INSTALLATION | INNOVATIVE TECHNOLOGY | 5 YEAR PARTS AND LABOUR WARRANTY

WHY CHOOSE FUJITSU?

AUSTRALIA'S FAVOURITE AIR

Fujitsu is Australia's leading supplier of air conditioners, with a portfolio to suit both residential and commercial applications.

We focus all of our research and manufacturing strengths into air conditioners which has resulted in the extensive range of world-class, energy efficient, market-leading air conditioners.

That's why we're proud to say we are 'Australia's Favourite Air'.

PEACE OF MIND

Fujitsu believe in the quality and reliability of every air conditioner we sell. This is why we're happy to provide a 5 year parts and labour warranty across the entire domestic range.

AFTER SALES SERVICE

Fujitsu General Assist is our extensive in house service department which was implemented to deliver a high level of support and accessibility to our customers.

This program provides Fujitsu trained technicians in Sydney, Melbourne, Brisbane, Adelaide and Perth as well as dedicated Service Agents in all other parts of Australia with the ability to resolve issues onsite promptly.



A large white building with a red horizontal stripe. The Fujitsu logo, consisting of two interlocking infinity symbols, is positioned above the word 'FUJITSU' in red. To the right, the slogan 'AUSTRALIA'S FAVOURITE AIR™' is written in grey. In the foreground, there is a black metal fence and a paved area.

FUJITSU

AUSTRALIA'S FAVOURITE AIR™

MULTI SYSTEMS

WHAT ARE MULTI SYSTEMS?

Multi Split air conditioning is ideal where individual air conditioning units are required in more than one room, for example one for the bedroom and one for the living area.

A Multi Split system allows for a variety of up to 4 individual indoor air conditioning systems using just one outdoor unit.

Each individual air conditioning system can be controlled separately using an individual remote.

They can also be installed in a variety of applications from homes and offices to multi story buildings.

WIDE RANGE OF OPTIONS

The Fujitsu range includes 7 different indoor types and 14 different models ranging in capacity from 2.3kW to 7.4kW. With such a wide range of options to choose from, there's a combination to suit almost any application.

FLEXIBLE INSTALLATION

Multiple indoor units can be connected to 1 outdoor unit rather than multiple outdoor units. This means greater installation flexibility and space saving options. Long pipe runs offer even greater choices for installation.





INDOOR UNITS

WALL MOUNTED - DESIGNER

ASTG09/14LUCB

Designed for small bedrooms, the Designer range of wall mounted indoor units are discreet and suits most decors.



WALL MOUNTED - COMPACT LIFESTYLE

ASTG07LVCA ASTG09/12LVCC

Available in three capacity sizes, this range of compact wall mounted indoor units are suitable for small and medium size bedrooms.



WALL MOUNTED - LIFESTYLE

ASTG18LFCA ASTG24LFCC

These large capacity indoor units are suitable for living areas.



FLOOR AND CEILING CONSOLE

ABTG18LVTA

Suitable for floor or ceiling installation, this model is designed for a medium to large living area.



COMPACT CASSETTE

AUTG09/12/18LVLA


These compact cassette models have a 3 way or 4 way air flow direction option. Designed for commercial spaces, these units are suitable for meeting rooms.



SLIM DUCT


ARTG09/12LLL B ARTG18LLTA

With 9 static pressure models and a built in drain pump, these units are great solution for a single room ducted system.



OUTDOOR UNITS

3 ROOM SET-UP

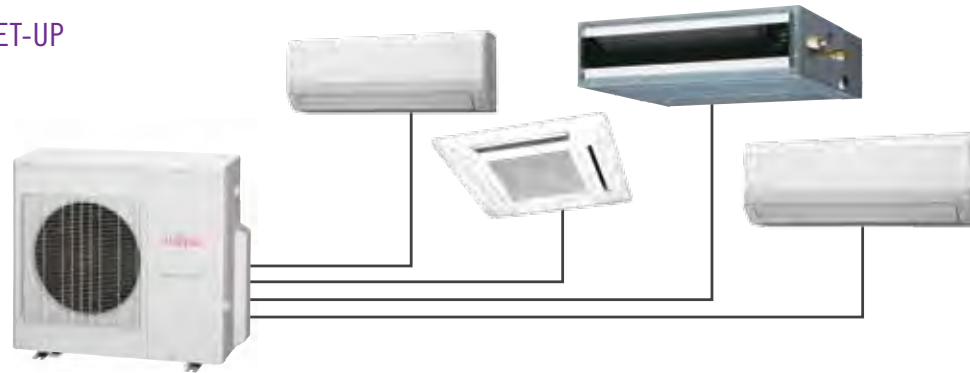


AOTG24LAT3

C 6.80kW/23,200 BTU/h

H 8.00kW/27,300 BTU/h

4 ROOM SET-UP



AOTG30LBTA4

C 8.00kW/27,300 BTU/h

H 9.60kW/32,800 BTU/h

FEATURES

CLEAN FUNCTION



ION DEODORIZATION FILTER

The filter deodorizes by powerfully decomposing absorbed odors using the oxidizing and reducing effects of ions generated by the ultra-fine-particle ceramic.



APPLE-CATECHIN FILTER

The Apple-catechin filter uses static electricity to clean fine particles and dust in the air.



WASHABLE PANEL

Since the front panel is easy to remove, cleaning is also easy.

COMFORTABLE FUNCTION



POWERFUL MODE

Operation at maximum air flow and compressor speed, and quickly makes the room comfortable.



AUTOMATIC FAN SPEED

The micro processor automatically adjusts the airflow effectively to follow the changes of room temperature.



DOUBLE SWING AUTOMATIC

Complex swing action of the louvres enables the unit to swing automatically both horizontal and vertical directions.



POWER DIFFUSER

An additional louvre that opens based on monitoring sensors to quickly enhance immediate comfort needs.



CONNECTABLE FRESH AIR DUCT

Allows introduction of fresh air to occupied space.



CONNECTABLE DISTRIBUTING DUCT

Systems are capable of attaching field-supplied branch ducts distributing the airflow.



UP / DOWN SWING LOUVRE

The up / down louvre automatically swings up and down.



AUTO RESTART

In the event of a temporary power failure, the unit will automatically restart in the same operating mode as before, once power supply is restored.



FRESH AIR INTAKE

Fresh air can be taken in by a fan which can be connected using an external control unit.

ENERGY SAVING FUNCTION



HUMAN SENSOR

The sensor detects the movement of people in the room and operates at a lower fan speed and capacity when the room is empty. When movement is detected, the unit will return to the previous operating mode.



ECONOMY MODE

When powerful mode is selected, the indoor man will select high fan speed for 20 minutes to increase the airflow in the room space.

CONVENIENT FUNCTION



SLEEP TIMER

The micro processor gradually changes the room temperature, allowing you to sleep comfortably at night.



PROGRAM TIMER

ON, OFF can be set up to 4 times in 1 day and up to 28 times in 1 week.



WEEKLY TIMER

Different ON-OFF times can be set for up to 7 days.



WEEKLY + SETBACK TIMER

Weekly + Setback timer can set the temperature for two times spans for each day of the week.



FILTER SIGN


















Indicates filter cleaning period by lamp.



ALL DC MODELS

With all DC, electricity loss is decreased and power consumption reduced.

INDOOR UNIT FEATURES

																		
ASTG09/14LU	●	●		●	●				●	●	●	○	●	●	●	●	●	●
ASTG07/09/12LV		●		●	●				●	●			○	●	●	●	●	●
ASTG18/24LF			●	●	●				●	●			○	●	●	●	●	●
ABTG18LV			●	●	●				●	●			○	●				●
AUTG09/12/18LV		●		●	●	○	○		●	●			○	●				●
ARTG09/12/18LL		○		●	●	○	○	○	○	○	●	●	●					●

○ Optional function

CONTROLLER OPTIONS

WIRED REMOTE CONTROLLER



UTY-RVNYN



UTY-RNNYN

SIMPLE REMOTE CONTROLLER



UTY-RSNYN

WIRELESS REMOTE CONTROLLER



AR-RAH2E



AR-RAH1E



AR-REA1E

IR RECEIVER UNIT




UTY-LRHYM



LINE UP

TYPE	MODEL	INDOOR UNITS					
		COMPACT CASSETTE	SLIM DUCT	WALL MOUNTED			FLOOR/CEILING
				LVC	LU	LF	
WIRED REMOTE CONTROLLER	UTY-RNNYN	○	●	○*1	○*1	○	○
	UTY-RVNYN	○	○	○*1	○*1	○	○
WIRELESS REMOTE CONTROLLER	AR-RAH2E	-	-	●	-	●	●
	AR-RAH1E	●	-	-	-	-	-
	AR-REA1E	-	-	-	●	-	-
IR RECEIVER UNIT	UTY-LRHYM	-	○	-	-	-	-
SIMPLE REMOTE CONTROLLER	UTY-RSNYN	○	○	○*1	○*1	○	○

● Accessory ○ Optional - Not applicable.
*1 Optional Communication kit is necessary for the installation.



CONTROLLER FEATURES

These wireless remote controllers are easy to use with the simple function settings and a variety of built in timers, energy saving options and a super quiet option.

AR-RAH2E / AR-RAH1E

FEATURES:

- 4 Timer Modes Available (ON/OFF/PROGRAM/SLEEP)
- Easy Operation



AR-RAE1E

FEATURES:

- 5 Timer Modes Available (ON/OFF/PROGRAM/SLEEP/WEEKLY)
- Easy Operation



There are three available options of wired controllers to suit every application required. Easy and Simple to use, they help to ensure you get the most out of your air conditioning system.

UTY-RVNYN

FEATURES:

- Backlit Controller
- 4 Timer Modes Available (ON/OFF/Weekly/AUTO OFF)
- Set temperature range limitation
- Large Easy to Press keys
- Built In Thermosensor



UTY-RNNYN

FEATURES:

- 3 Timer Modes Available (ON/OFF/Weekly and Setback)
- Built In Thermosensor



UTY-RSNNYN

FEATURES:

- Backlit Controller
- No Timer options
- Easy to use





SPECIFICATIONS

WALL MOUNTED - DESIGNER RANGE

MODEL NUMBER		INDOOR UNIT		kW	ASTG09LUCB	ASTG14LUCB
kW Class				kW	2.5kW Class	4.0kW Class
Power Source				V/PH/Hz	240 / 1 / 50	240 / 1 / 50
Sound Pressure Level	Cool	H/M/L/Q	dBA		36 / 32 / 28 / 21	41 / 36 / 33 / 25
	Heat				36 / 32 / 28 / 21	41 / 36 / 34 / 27
Airflow	Cool	H/M/L/Q	l/sec		167 / 153 / 131 / 92	197 / 178 / 158 / 108
	Heat				167 / 153 / 131 / 92	197 / 178 / 164 / 119
Net Dimensions		H x W x D		mm	282 x 870 x 185	282 x 870 x 185
Weight				kg	9.5	9.5
Pipe Size		Liquid / Gas		mm	6.35 / 9.52	6.35 / 12.7

WALL MOUNTED - LIFESTYLE

MODEL NUMBER		INDOOR UNIT		kW	ASTG18LFCA	ASTG24LFCC
kW Class				kW	5.0kW Class	7.0kW Class
Power Source				V/PH/Hz	240 / 1 / 50	240 / 1 / 50
Sound Pressure Level	Cool	H/M/L/Q	dBA		43 / 37 / 33 / 26	49 / 42 / 37 / 33
	Heat				42 / 37 / 33 / 25	48 / 42 / 37 / 33
Airflow	Cool	H/M/L/Q	l/sec		250 / 206 / 172 / 153	311 / 250 / 206 / 172
	Heat				250 / 206 / 172 / 153	306 / 250 / 206 / 172
Net Dimensions		H x W x D		mm	320 x 998 x 238	320 x 998 x 238
Weight				kg	14	14
Pipe Size		Liquid / Gas		mm	6.35 / 12.7	6.35 / 15.88

FLOOR AND CEILING CONSOLE

MODEL NUMBER		INDOOR UNIT		kW	ABTG18LVTA
kW Class				kW	5.0kW Class
Power Source				V/PH/Hz	240 / 1 / 50
Sound Pressure Level	Cool	H/M/L/Q	dBA		UC - 41 / 38 / 34 / 32
	Heat				UC - 41 / 38 / 34 / 32
	Cool	H/M/L/Q	dBA		FC - 44 / 41 / 37 / 35
	Heat				FC - 44 / 41 / 37 / 35
Airflow	Cool	H/M/L/Q	l/sec		217 / 194 / 156 / 139
	Heat				217 / 194 / 156 / 139
Net Dimensions		H x W x D		mm	199 x 990 x 655
Weight				kg	27
Pipe Size		Liquid / Gas		mm	6.35 / 12.7



WALL MOUNTED - LIFESTYLE (COMPACT)

MODEL NUMBER	INDOOR UNIT			ASTG07LVCA	ASTG09LVCC	ASTG12LVCC
kW Class	kW			2.0kW Class	2.5kW Class	3.5kW Class
Power Source	V/PH/HZ			240 / 1 / 50	240 / 1 / 50	240 / 1 / 50
Sound Pressure Level	Cool	H/M/L/Q	dBA	36 / 33 / 29 / 23	36 / 33 / 29 / 23	38 / 35 / 31 / 23
	Heat			36 / 33 / 32 / 22	36 / 33 / 32 / 23	38 / 35 / 33 / 24
Airflow	Cool	H/M/L/Q	l/sec	178 / 156 / 128 / 100	178 / 156 / 128 / 100	194 / 175 / 139 / 100
	Heat			178 / 161 / 150 / 100	178 / 161 / 150 / 106	194 / 175 / 161 / 111
Net Dimensions	H x W x D			293 x 790 x 225	293 x 790 x 225	293 x 790 x 225
Weight	kg			9.5	9.5	9.5
Pipe Size	Liquid / Gas			6.35 / 9.52	6.35 / 9.52	6.35 / 9.52



COMPACT CASSETTE

MODEL NUMBER	INDOOR UNIT			AUTG09LVLA	AUTG12LVLA	AUTG18LVLA
kW Class	kW			2.5kW Class	3.5kW Class	5.0kW Class
Power Source	V/PH/HZ			240 / 1 / 50	240 / 1 / 50	240 / 1 / 50
Sound Pressure Level	Cool	H/M/L/Q	dBA	33 / 31 / 29 / 27	37 / 33 / 31 / 28	42 / 37 / 33 / 29
	Heat			34 / 32 / 29 / 27	37 / 33 / 31 / 28	44 / 40 / 37 / 30
Airflow	Cool	H/M/L/Q	l/sec	150 / 136 / 122 / 108	169 / 147 / 131 / 114	208 / 169 / 144 / 114
	Heat			150 / 136 / 122 / 108	169 / 147 / 131 / 114	222 / 197 / 167 / 125
Grille Model Number				UTG-UFYD-W	UTG-UFYD-W	UTG-UFYD-W
Net Dimensions - Indoor	H x W x D			245 x 570 x 570	245 x 570 x 570	245 x 570 x 570
Weight - Indoor	kg			15	15	15
Net Dimensions - Grille	H x W x D			49 x 700 x 700	49 x 700 x 700	49 x 700 x 700
Weight - Grille	kg			2.6	2.6	2.6
Pipe Size	Liquid / Gas			6.35 / 9.52	6.35 / 9.52	6.35 / 12.7



SLIM DUCT

MODEL NUMBER	INDOOR UNIT			ARTG09LLLB	ARTG12LLLB	ARTG18LLTA
kW Class	kW			2.5kW Class	3.5kW Class	5.0kW Class
Power Source	V/PH/HZ			240 / 1 / 50	240 / 1 / 50	240 / 1 / 50
Sound Pressure Level	Cool	H/M/L/Q	dBA	28 / 27 / 26 / 25	29 / 28 / 27 / 26	32 / 31 / 30 / 29
	Heat			28 / 26 / 25 / 24	29 / 28 / 27 / 24	33 / 32 / 31 / 29
Airflow	Cool	H/M/L/Q	l/sec	167 / 153 / 139 / 125	181 / 167 / 153 / 133	261 / 244 / 228 / 208
	Heat			167 / 153 / 139 / 125	181 / 167 / 153 / 133	261 / 244 / 228 / 208
Static Pressure Range	Pa			0 to 90	0 to 90	0 to 90
Net Dimensions	H x W x D			198 x 700 x 620	198 x 700 x 620	198 x 900 x 620
Weight	kg			19	19	23
Pipe Size	Liquid / Gas			6.35 / 9.52	6.35 / 9.52	6.35 / 12.7



SPECIFICATIONS

OUTDOOR SPECIFICATIONS

MODEL NUMBER			AOTG24LAT3	AOTG30LBTA4	
Cooling Capacity	Rated	kW	6.80	8.00	
	Range	kW	1.80 - 8.50	3.50 - 10.10	
Heating Capacity	Rated	kW	8.00	9.60	
	Range	kW	2.00 - 9.20	3.70 - 12.00	
Power Supply		V/PH/Hz	240 / 1 / 50	240 / 1 / 50	
Input	Cooling	Rated	kW	1.94	2.22
		Max	kW	2.60	3.56
	Heating	Rated	kW	2.00	2.40
		Max	kW	2.87	3.58
Running Current	Cooling	Rated	Amps	8.10	9.30
		Max	Amps	12.50	15.70
	Heating	Rated	Amps	8.40	10.10
		Max	Amps	12.50	15.70
Energy Efficiency		EER	3.50	3.60	
		AEER	3.448	3.527	
		COP	4.00	4.00	
		ACOP	3.992	3.967	
Compressor			DC Twin Rotary	DC Twin Rotary	
Refrigerant			R410A	R410A	
Outdoor Sound Pressure Level	Cooling	dBA	48	50	
	Heating	dBA	49	51	
Outdoor Sound Power Level		dBA	64	64	
Dimensions	HxWxD	mm	700 x 900 x 330	830 x 900 x 330	
Weight		kg	55	68	
Connection Pipe Sizes	Unit A	Liquid / Gas	mm	6.35 / 12.7	6.35 / 12.7
	Unit B	Liquid / Gas	mm	6.35 / 9.52	6.35 / 12.7
	Unit C	Liquid / Gas	mm	6.35 / 9.52	6.35 / 9.52
	Unit D	Liquid / Gas	mm	-	6.35 / 9.52
Precharged Pipe Length		m	30	30	
Minimum Pipe Length per indoor		m	5	5	
Minimum Pipe Length - Total		m	15	10	
Maximum Pipe Length per Indoor		m	25	25	
Maximum Pipe Length - Total		m	50	70	
Maximum Piping Height - Between Indoors		m	10	10	
Maximum Piping Height - Between Outdoor unit and each Indoor		m	15	15	
Pipe Connection Methods			Flare	Flare	
Outdoor operating temperature	Cooling	°C	-10 to 46	0 to 46	
	Heating	°C	-15 to 24	-10 to 24	

CONNECTION CHARTS

AOTG24LAT3 (2-3 ROOMS)					
NO.	ROOMS	ROOM 1	ROOM 2	ROOM 3	TOTAL
1	2	7	7	—	14
2		7	9	—	16
3		7	12	—	19
4		7	14	—	21
5		7	18	—	25
6		9	9	—	18
7		9	12	—	21
8		9	14	—	23
9		9	18	—	27
10		12	12	—	24
11		12	14	—	26
12		12	18	—	30
13	3	7	7	7	21
14		7	7	9	23
15		7	7	12	26
16		7	7	14	28
17		7	9	9	25
18		7	9	12	28
19		7	9	14	30
20		7	12	12	31
21		7	12	14	33
22		9	9	9	27
23		9	9	12	30
24		9	9	14	32
25		9	12	12	33
26		9	12	14	35
27		12	12	12	36

AOTG30LBTA4 (2-4 ROOMS)						
NO.	ROOMS	ROOM 1	ROOM 2	ROOM 3	ROOM 4	TOTAL
1	2	7	24	—	—	31
2		9	24	—	—	33
3		12	24	—	—	36
4		14	24	—	—	38
5		18	18	—	—	36
6		18	24	—	—	42
7	3	7	7	14	—	28
8		7	7	18	—	32
9		7	7	24	—	38
10		7	9	12	—	28
11		7	9	14	—	30
12		7	9	18	—	34
13		7	9	24	—	40
14		7	12	12	—	31
15		7	12	14	—	33
16		7	12	18	—	37
17		7	12	24	—	43
18		7	14	14	—	35
19		7	14	18	—	39
20		7	14	24	—	45
21		7	18	18	—	43
22		7	18	24	—	49
23		9	9	9	—	27
24		9	9	12	—	30
25		9	9	14	—	32
26		9	9	18	—	36
27		9	9	24	—	42
28		9	12	12	—	33
29		9	12	14	—	35
30		9	12	18	—	39
31	9	12	24	—	45	
32	9	14	14	—	37	
33	9	14	18	—	41	
34	9	14	24	—	47	
35	9	18	18	—	45	
36	12	12	12	—	36	
37	12	12	14	—	38	
38	12	12	18	—	42	
39	12	12	24	—	48	
40	12	14	14	—	40	

AOTG30LBTA4 (2-4 ROOMS)						
NO.	ROOMS	ROOM 1	ROOM 2	ROOM 3	ROOM 4	TOTAL
41	3	12	14	18	—	44
42		12	18	18	—	48
43		7	7	7	7	28
44		7	7	7	9	30
45		7	7	7	12	33
46		7	7	7	14	35
47		7	7	7	18	39
48		7	7	9	9	32
49		7	7	9	12	35
50		7	7	9	14	37
51		7	7	9	18	41
52		7	7	12	12	38
53	7	7	12	14	40	
54	7	7	12	18	44	
55	7	7	14	14	42	
56	7	9	9	9	34	
57	7	9	9	12	37	
58	7	9	9	14	39	
59	7	9	9	18	43	
60	7	9	12	12	40	
61	4	7	9	12	14	42
62		7	9	12	18	46
63		7	9	14	14	44
64		7	12	12	12	43
65		7	12	12	14	45
66		7	12	12	18	49
67		7	12	14	14	47
68		9	9	9	9	36
69		9	9	9	12	39
70		9	9	9	14	41
71		9	9	9	18	45
72		9	9	12	12	42
73		9	9	12	14	44
74		9	9	12	18	48
75		9	9	14	14	46
76		9	12	12	12	45
77		9	12	12	14	47
78		9	12	14	14	49
79		12	12	12	12	48

MULTI COMBINATION TABLES

COMBINATION COOLING – AOTG24LAT3

	COMBINATION OF INDOOR UNITS				COOLING CAPACITY FOR EACH INDOOR UNIT RATED (kW)			COOLING CAPACITY FOR EACH INDOOR UNIT MAX. (kW)			TOTAL COOLING CAPACITY (kW)			TOTAL INPUT (kW)			EER (W/W)
	ROOM 1	ROOM 2	ROOM 3	TOTAL	ROOM 1	ROOM 2	ROOM 3	ROOM 1	ROOM 2	ROOM 3	MIN.	RATED	MAX.	MIN.	RATED	MAX.	
	min. 14 kBtu max. 36 kBtu	7	-	-	7	2.30	-	-	2.70	-	-	1.5	2.3	2.7	0.45	0.65	0.75
	9	-	-	9	2.70	-	-	3.30	-	-	1.5	2.7	3.3	0.45	0.80	1.09	3.38
	12	-	-	12	3.50	-	-	3.70	-	-	1.5	3.5	3.7	0.45	1.09	1.15	3.21
	14	-	-	14	4.20	-	-	4.80	-	-	1.5	4.2	4.8	0.45	1.16	1.41	3.62
	18	-	-	18	5.00	-	-	5.60	-	-	1.8	5.0	5.6	0.50	1.50	1.96	3.33
	7	7	-	14	2.30	2.30	-	2.50	2.50	-	1.8	4.6	5.0	0.50	1.20	1.40	3.83
	7	9	-	16	2.30	2.70	-	2.62	3.08	-	1.8	5.0	5.7	0.50	1.36	1.78	3.68
	7	12	-	19	2.38	3.42	-	2.51	3.59	-	1.8	5.8	6.1	0.50	1.70	1.97	3.41
	7	14	-	21	2.37	4.13	-	2.63	4.57	-	1.8	6.5	7.2	0.50	1.91	2.46	3.40
	7	18	-	25	2.08	4.52	-	2.46	5.34	-	1.8	6.6	7.8	0.50	1.91	2.87	3.46
	9	9	-	18	2.75	2.75	-	3.10	3.10	-	1.8	5.5	6.2	0.50	1.55	2.02	3.55
	9	12	-	21	2.79	3.41	-	3.06	3.74	-	1.8	6.2	6.8	0.50	1.90	2.45	3.26
	9	14	-	23	2.66	3.94	-	3.10	4.60	-	1.8	6.6	7.7	0.50	1.91	2.77	3.46
	9	18	-	27	2.35	4.35	-	2.77	5.13	-	1.8	6.7	7.9	0.50	1.91	2.87	3.51
	12	12	-	24	3.15	3.15	-	3.60	3.60	-	1.8	6.3	7.2	0.50	1.90	2.74	3.32
	12	14	-	26	3.03	3.67	-	3.53	4.27	-	1.8	6.7	7.8	0.50	1.91	2.87	3.51
	12	18	-	30	2.66	4.04	-	3.14	4.76	-	1.8	6.7	7.9	0.50	1.92	2.87	3.49
	7	7	7	21	2.27	2.27	2.27	2.47	2.47	2.47	1.8	6.8	7.4	0.50	1.92	2.37	3.54
	7	7	9	23	2.14	2.14	2.52	2.46	2.46	2.88	1.8	6.8	7.8	0.50	1.93	2.60	3.52
	7	7	12	26	1.98	1.98	2.84	2.36	2.36	3.38	1.8	6.8	8.1	0.50	1.93	2.87	3.52
	7	7	14	28	1.82	1.82	3.16	2.25	2.25	3.91	2.0	6.8	8.4	0.60	1.94	2.87	3.51
	7	9	9	25	2.03	2.38	2.38	2.45	2.88	2.88	1.8	6.8	8.2	0.50	1.93	2.87	3.52
	7	9	12	28	1.88	2.21	2.70	2.27	2.67	3.26	1.8	6.8	8.2	0.50	1.93	2.87	3.52
	7	9	14	30	1.74	2.04	3.02	2.15	2.52	3.73	2.0	6.8	8.4	0.60	1.94	2.87	3.51
	7	12	12	31	1.76	2.52	2.52	2.12	3.04	3.04	1.8	6.8	8.2	0.50	1.94	2.87	3.51
	7	12	14	33	1.63	2.34	2.83	2.04	2.92	3.54	2.0	6.8	8.5	0.60	1.94	2.87	3.51
	9	9	9	27	2.27	2.27	2.27	2.73	2.73	2.73	1.8	6.8	8.2	0.50	1.94	2.87	3.51
	9	9	12	30	2.11	2.11	2.58	2.58	2.58	3.15	1.8	6.8	8.3	0.50	1.94	2.87	3.51
	9	9	14	32	1.95	1.95	2.89	2.44	2.44	3.62	2.0	6.8	8.5	0.60	1.94	2.87	3.51
	9	12	12	33	1.97	2.41	2.41	2.41	2.95	2.95	1.8	6.8	8.3	0.50	1.94	2.87	3.51
	9	12	14	35	1.84	2.24	2.72	2.30	2.81	3.40	2.0	6.8	8.5	0.60	1.94	2.87	3.51
	12	12	12	36	2.27	2.27	2.27	2.77	2.77	2.77	1.8	6.8	8.3	0.50	1.94	2.87	3.51

Operating data under running indoor units are shown on the above table.
2 or more indoor units should be connected.

MULTI COMBINATION TABLES

COMBINATION HEATING – AOTG24LAT3

	COMBINATION OF INDOOR UNITS				HEATING CAPACITY FOR EACH INDOOR UNIT RATED (kW)			HEATING CAPACITY FOR EACH INDOOR UNIT MAX. (kW)			TOTAL HEATING CAPACITY (kW)			TOTAL INPUT (kW)			COP (W/W)
	ROOM 1	ROOM 2	ROOM 3	TOTAL	ROOM 1	ROOM 2	ROOM 3	ROOM 1	ROOM 2	ROOM 3	MIN.	RATED	MAX.	MIN.	RATED	MAX.	
min. 14 kBtu max. 36 kBtu	7	-	-	7	2.70	-	-	3.30	-	-	1.5	2.7	3.3	0.43	0.83	1.00	3.25
	9	-	-	9	3.30	-	-	4.20	-	-	1.5	3.3	4.2	0.42	1.00	1.30	3.30
	12	-	-	12	3.80	-	-	4.80	-	-	1.5	3.8	4.8	0.42	1.26	1.62	3.02
	14	-	-	14	4.80	-	-	5.80	-	-	1.5	4.8	5.8	0.42	1.30	1.70	3.69
	18	-	-	18	6.00	-	-	7.10	-	-	1.6	6.0	7.1	0.42	1.85	2.40	3.24
	7	7	-	14	2.75	2.75	-	3.00	3.00	-	2.0	5.5	6.1	0.52	1.55	1.93	3.55
	7	9	-	16	2.80	3.30	-	3.21	3.79	-	2.0	6.1	7.0	0.52	1.82	2.52	3.35
	7	12	-	19	2.88	4.12	-	3.01	4.29	-	2.0	7.0	7.3	0.52	2.31	2.66	3.03
	7	14	-	21	2.80	4.80	-	3.06	5.24	-	2.0	7.6	8.3	0.50	2.28	2.87	3.33
	7	18	-	25	2.51	5.39	-	2.64	5.66	-	2.0	7.9	8.3	0.50	2.34	2.87	3.38
	9	9	-	18	3.30	3.30	-	3.70	3.70	-	2.0	6.6	7.4	0.52	2.04	2.68	3.24
	9	12	-	21	3.30	4.00	-	3.48	4.22	-	2.0	7.3	7.7	0.52	2.43	2.87	3.00
	9	14	-	23	3.22	4.68	-	3.38	4.92	-	2.0	7.9	8.3	0.50	2.38	2.87	3.32
	9	18	-	27	2.84	5.16	-	3.02	5.48	-	2.0	8.0	8.5	0.50	2.32	2.87	3.45
	12	12	-	24	3.80	3.80	-	3.90	3.90	-	2.0	7.6	7.8	0.52	2.54	2.87	2.99
	12	14	-	26	3.59	4.31	-	3.82	4.58	-	2.0	7.9	8.4	0.50	2.37	2.87	3.33
	12	18	-	30	3.20	4.80	-	3.44	5.16	-	2.0	8.0	8.6	0.50	2.31	2.87	3.46
	7	7	7	21	2.47	2.47	2.47	2.87	2.87	2.87	2.0	7.4	8.6	0.50	2.05	2.68	3.61
	7	7	9	23	2.42	2.42	2.86	2.77	2.77	3.26	2.0	7.7	8.8	0.50	2.11	2.87	3.65
	7	7	12	26	2.28	2.28	3.25	2.60	2.60	3.71	2.0	7.8	8.9	0.50	2.10	2.80	3.71
	7	7	14	28	2.13	2.13	3.65	2.48	2.48	4.25	2.0	7.9	9.2	0.50	2.02	2.72	3.91
	7	9	9	25	2.32	2.74	2.74	2.68	3.16	3.16	2.0	7.8	9.0	0.50	2.10	2.87	3.71
	7	9	12	28	2.16	2.55	3.09	2.52	2.97	3.60	2.0	7.8	9.1	0.50	2.09	2.87	3.73
	7	9	14	30	2.06	2.42	3.52	2.36	2.79	4.05	2.0	8.0	9.2	0.50	2.02	2.72	3.96
	7	12	12	31	2.05	2.93	2.93	2.36	3.37	3.37	2.0	7.9	9.1	0.50	2.08	2.87	3.80
	7	12	14	33	1.93	2.76	3.31	2.22	3.17	3.81	2.0	8.0	9.2	0.50	2.01	2.70	3.98
	9	9	9	27	2.63	2.63	2.63	3.03	3.03	3.03	2.0	7.9	9.1	0.50	2.09	2.87	3.78
	9	9	12	30	2.46	2.46	2.98	2.86	2.86	3.47	2.0	7.9	9.2	0.50	2.08	2.87	3.80
	9	9	14	32	2.32	2.32	3.37	2.66	2.66	3.87	2.0	8.0	9.2	0.50	2.00	2.70	4.00
	9	12	12	33	2.34	2.83	2.83	2.69	3.26	3.26	2.0	8.0	9.2	0.50	2.07	2.80	3.86
	9	12	14	35	2.18	2.64	3.17	2.51	3.04	3.65	2.0	8.0	9.2	0.50	2.00	2.69	4.00
	12	12	12	36	2.67	2.67	2.67	3.07	3.07	3.07	2.0	8.0	9.2	0.50	2.06	2.78	3.88

MULTI COMBINATION TABLES

COMBINATION COOLING – AOTG30LBTA4

	COMBINATION OF INDOOR UNITS					COOLING CAPACITY FOR EACH INDOOR UNIT RATED (kW)				COOLING CAPACITY FOR EACH INDOOR UNIT MAX. (kW)				TOTAL COOLING CAPACITY (kW)			TOTAL INPUT (kW)			EER (W/W)
	ROOM 1	ROOM 2	ROOM 3	ROOM 4	TOTAL	ROOM 1	ROOM 2	ROOM 3	ROOM 4	ROOM 1	ROOM 2	ROOM 3	ROOM 4	MIN.	RATED	MAX.	MIN.	RATED	MAX.	(W/W)
	min. 27 kBtu max. 49 kBtu	7	-	-	-	7	2.30	-	-	-	2.70	-	-	-	1.6	2.3	2.7	0.56	0.78	0.99
	9	-	-	-	9	2.70	-	-	-	3.40	-	-	-	1.6	2.7	3.4	0.56	0.94	1.25	2.87
	12	-	-	-	12	3.50	-	-	-	3.80	-	-	-	1.6	3.5	3.8	0.56	1.24	1.40	2.82
	14	-	-	-	14	4.00	-	-	-	4.50	-	-	-	1.7	4.0	4.5	0.57	1.40	1.68	2.86
	18	-	-	-	18	5.20	-	-	-	6.00	-	-	-	1.7	5.2	6.0	0.56	1.68	2.20	3.10
	24	-	-	-	24	6.80	-	-	-	7.40	-	-	-	1.8	6.8	7.4	0.56	2.40	2.86	2.83
	7	7	-	-	14	2.30	2.30	-	-	2.60	2.60	-	-	1.8	4.6	5.2	0.60	1.42	1.62	3.24
	7	9	-	-	16	2.30	2.70	-	-	2.60	3.40	-	-	1.8	5.0	6.0	0.60	1.60	2.16	3.13
	7	12	-	-	19	2.30	3.50	-	-	2.50	3.70	-	-	1.8	5.8	6.2	0.60	2.00	2.20	2.90
	7	14	-	-	21	2.30	4.00	-	-	2.60	4.50	-	-	1.8	6.3	7.1	0.60	2.15	2.50	2.93
	7	18	-	-	25	2.10	4.80	-	-	2.50	5.70	-	-	2.8	6.9	8.2	0.90	2.10	2.85	3.29
	7	24	-	-	31	1.80	5.40	-	-	2.30	7.00	-	-	2.8	7.2	9.3	0.90	2.16	3.58	3.33
	9	9	-	-	18	2.70	2.70	-	-	3.20	3.20	-	-	1.8	5.4	6.4	0.60	1.68	2.23	3.21
	9	12	-	-	21	2.70	3.50	-	-	3.00	3.80	-	-	2.8	6.2	6.8	0.90	2.16	2.50	2.87
	9	14	-	-	23	2.70	4.00	-	-	3.10	4.70	-	-	2.8	6.7	7.6	0.90	2.35	2.90	2.85
	9	18	-	-	27	2.40	4.60	-	-	3.00	5.70	-	-	2.8	7.0	8.7	0.90	2.15	3.25	3.26
	9	24	-	-	33	2.07	5.23	-	-	2.70	6.80	-	-	2.8	7.3	9.5	0.90	2.15	3.52	3.40
	12	12	-	-	24	3.35	3.35	-	-	3.65	3.65	-	-	2.8	6.7	7.3	0.90	2.36	2.80	2.84
	12	14	-	-	26	3.22	3.68	-	-	4.00	4.50	-	-	2.8	6.9	8.5	0.90	2.18	3.30	3.17
	12	18	-	-	30	2.82	4.18	-	-	3.66	5.44	-	-	2.8	7.0	9.1	0.90	2.15	3.52	3.26
	12	24	-	-	36	2.48	4.82	-	-	3.23	6.27	-	-	2.8	7.3	9.5	0.90	2.15	3.52	3.40
	14	14	-	-	28	3.55	3.55	-	-	4.50	4.50	-	-	2.8	7.1	9.0	0.90	2.20	3.40	3.23
	14	18	-	-	32	3.13	4.07	-	-	4.04	5.26	-	-	2.8	7.2	9.3	0.90	2.20	3.52	3.27
	14	24	-	-	38	2.74	4.66	-	-	3.59	6.11	-	-	3.4	7.4	9.7	1.10	2.20	3.52	3.36
	18	18	-	-	36	3.70	3.70	-	-	4.85	4.85	-	-	3.4	7.4	9.7	1.10	2.20	3.52	3.36
	18	24	-	-	42	3.25	4.25	-	-	4.29	5.61	-	-	3.4	7.5	9.9	1.10	2.20	3.52	3.41
	7	7	7	-	21	2.30	2.30	2.30	-	2.50	2.50	2.50	-	1.8	6.9	7.5	0.60	2.20	2.44	3.14
	7	7	9	-	23	2.30	2.30	2.70	-	2.43	2.43	2.85	-	2.8	7.3	7.7	0.90	2.35	2.55	3.11
	7	7	12	-	26	1.99	1.99	3.02	-	2.33	2.33	3.54	-	2.8	7.0	8.2	0.90	2.17	2.90	3.23
	7	7	14	-	28	1.96	1.96	3.27	-	2.43	2.43	4.05	-	1.6	7.2	8.9	0.90	2.22	3.43	3.24
	7	7	18	-	32	1.81	1.81	4.08	-	2.35	2.35	5.29	-	2.8	7.7	10.0	0.98	2.22	3.55	3.47
	7	7	24	-	38	1.61	1.61	4.57	-	2.09	2.09	5.92	-	2.8	7.8	10.1	0.98	2.19	3.53	3.56
	7	9	9	-	25	2.09	2.45	2.45	-	2.48	2.91	2.91	-	2.8	7.0	8.3	0.90	2.17	2.90	3.23
	7	9	12	-	28	2.08	2.34	2.78	-	2.57	2.90	3.43	-	1.6	7.2	8.9	0.68	2.22	3.41	3.24
	7	9	14	-	30	1.90	2.14	3.16	-	2.40	2.70	4.00	-	2.8	7.2	9.1	0.98	2.22	3.56	3.24
	7	9	18	-	34	1.76	1.98	3.96	-	2.26	2.55	5.09	-	2.8	7.7	9.9	0.98	2.22	3.56	3.47
	7	9	24	-	40	1.57	1.77	4.46	-	2.04	2.29	5.77	-	2.8	7.8	10.1	0.98	2.19	3.53	3.56
	7	12	12	-	31	1.96	2.62	2.62	-	2.48	3.31	3.31	-	1.6	7.2	9.1	0.68	2.22	3.54	3.24
	7	12	14	-	33	1.83	2.43	3.04	-	2.30	3.07	3.83	-	2.8	7.3	9.2	0.98	2.22	3.56	3.29
	7	12	18	-	37	1.68	2.24	3.78	-	2.16	2.88	4.86	-	2.8	7.7	9.9	0.98	2.22	3.56	3.47
	7	12	24	-	43	1.51	2.01	4.28	-	1.95	2.61	5.54	-	2.8	7.8	10.1	0.98	2.19	3.56	3.56
	7	14	14	-	35	1.68	2.81	2.81	-	2.15	3.58	3.58	-	2.8	7.3	9.3	0.98	2.22	3.58	3.29
	7	14	18	-	39	1.57	2.61	3.52	-	2.03	3.39	4.58	-	3.5	7.7	10.0	1.17	2.22	3.58	3.47
	7	14	24	-	45	1.44	2.39	4.07	-	1.84	3.06	5.20	-	3.5	7.9	10.1	1.17	2.20	3.58	3.59
	7	18	18	-	43	1.42	3.19	3.19	-	1.84	4.13	4.13	-	3.5	7.8	10.1	1.17	2.22	3.58	3.51
	7	18	24	-	49	1.30	2.92	3.68	-	1.66	3.74	4.70	-	4.7	7.9	10.1	1.27	2.22	3.58	3.56
	9	9	9	-	27	2.40	2.40	2.40	-	2.97	2.97	2.97	-	2.8	7.2	8.9	0.98	2.22	3.42	3.24
	9	9	12	-	30	2.26	2.26	2.68	-	2.86	2.86	3.39	-	2.8	7.2	9.1	0.98	2.22	3.54	3.24
	9	9	14	-	32	2.10	2.10	3.11	-	2.64	2.64	3.91	-	2.8	7.3	9.2	0.98	2.22	3.57	3.29
	9	9	18	-	36	1.93	1.93	3.85	-	2.48	2.48	4.95	-	2.8	7.7	9.9	0.98	2.22	3.56	3.47
	9	9	24	-	42	1.73	1.73	4.35	-	2.24	2.24	5.63	-	2.8	7.8	10.1	1.17	2.20	3.54	3.55
	9	12	12	-	33	2.14	2.53	2.53	-	2.70	3.20	3.20	-	2.8	7.2	9.1	0.98	2.22	3.54	3.24

Operating data under running indoor units are shown on the above table.

2 or more indoor units should be connected.

MULTI COMBINATION TABLES

COMBINATION COOLING – AOTG30LBTA4

	COMBINATION OF INDOOR UNITS					COOLING CAPACITY FOR EACH INDOOR UNIT RATED (kW)				COOLING CAPACITY FOR EACH INDOOR UNIT MAX. (kW)				TOTAL COOLING CAPACITY (kW)			TOTAL INPUT (kW)			EER (W/W)
	ROOM 1	ROOM 2	ROOM 3	ROOM 4	TOTAL	ROOM 1	ROOM 2	ROOM 3	ROOM 4	ROOM 1	ROOM 2	ROOM 3	ROOM 4	MIN.	RATED	MAX.	MIN.	RATED	MAX.	
	min. 27 kBtu max. 49 kBtu	9	12	14	-	35	1.99	2.36	2.95	-	2.51	2.97	3.72	-	2.8	7.3	9.2	0.98	2.22	
	9	12	18	-	39	1.84	2.18	3.68	-	2.37	2.80	4.73	-	2.8	7.7	9.9	0.98	2.22	3.56	3.47
	9	12	24	-	45	1.66	1.97	4.18	-	2.15	2.54	5.41	-	2.8	7.8	10.1	0.98	2.19	3.56	3.56
	9	14	14	-	37	1.84	2.73	2.73	-	2.35	3.48	3.48	-	3.5	7.3	9.3	1.17	2.22	3.58	3.29
	9	14	18	-	41	1.74	2.58	3.48	-	2.23	3.31	4.46	-	3.5	7.8	10.0	1.17	2.22	3.58	3.51
	9	14	24	-	47	1.58	2.34	3.98	-	2.02	2.99	5.09	-	3.5	7.9	10.1	1.27	2.22	3.56	3.56
	9	18	18	-	45	1.56	3.12	3.12	-	2.02	4.04	4.04	-	4.7	7.8	10.1	1.27	2.22	3.58	3.51
	12	12	12	-	36	2.43	2.43	2.43	-	3.07	3.07	3.07	-	2.8	7.3	9.2	0.98	2.22	3.55	3.29
	12	12	14	-	38	2.28	2.28	2.85	-	2.86	2.86	3.58	-	2.8	7.4	9.3	0.98	2.22	3.58	3.33
	12	12	18	-	42	2.12	2.12	3.57	-	2.71	2.71	4.58	-	3.5	7.8	10.0	1.17	2.22	3.57	3.51
	12	12	24	-	48	1.92	1.92	4.07	-	2.45	2.45	5.20	-	3.5	7.9	10.1	1.17	2.20	3.54	3.59
	12	14	14	-	40	2.11	2.64	2.64	-	2.69	3.36	3.36	-	3.5	7.4	9.4	1.17	2.22	3.58	3.33
	12	14	18	-	44	1.98	2.48	3.34	-	2.57	3.21	4.33	-	3.5	7.8	10.1	1.17	2.22	3.58	3.51
	12	18	18	-	48	1.81	3.05	3.05	-	2.31	3.90	3.90	-	4.7	7.9	10.1	1.27	2.22	3.58	3.56
	7	7	7	7	28	1.90	1.90	1.90	1.90	2.40	2.40	2.40	2.40	1.6	7.6	9.6	0.68	2.20	3.41	3.45
	7	7	7	9	30	1.84	1.84	1.84	2.07	2.38	2.38	2.38	2.67	1.6	7.6	9.8	0.68	2.22	3.54	3.42
	7	7	7	12	33	1.78	1.78	1.78	2.37	2.28	2.28	2.28	3.05	1.6	7.7	9.9	0.68	2.22	3.54	3.47
	7	7	7	14	35	1.65	1.65	1.65	2.75	2.12	2.12	2.12	3.54	2.8	7.7	9.9	0.98	2.22	3.56	3.47
	7	7	7	18	39	1.52	1.52	1.52	3.43	1.92	1.92	1.92	4.33	2.8	8.0	10.1	0.98	2.20	3.55	3.64
	7	7	9	9	32	1.81	1.81	2.04	2.04	2.28	2.28	2.57	2.57	2.8	7.7	9.7	0.98	2.22	3.42	3.47
	7	7	9	12	35	1.73	1.73	1.94	2.30	2.22	2.22	2.50	2.96	2.8	7.7	9.9	0.98	2.22	3.55	3.47
	7	7	9	14	37	1.61	1.61	1.81	2.68	2.09	2.09	2.35	3.48	2.8	7.7	10.0	0.98	2.22	3.57	3.47
	7	7	9	18	41	1.49	1.49	1.67	3.35	1.88	1.88	2.11	4.23	3.5	8.0	10.1	1.17	2.20	3.55	3.64
	7	7	12	12	38	1.65	1.65	2.20	2.20	2.14	2.14	2.86	2.86	2.8	7.7	10.0	0.98	2.22	3.55	3.47
	7	7	12	14	40	1.56	1.56	2.08	2.60	2.00	2.00	2.67	3.33	2.8	7.8	10.0	0.98	2.22	3.57	3.51
	7	7	12	18	44	1.43	1.43	1.91	3.22	1.81	1.81	2.41	4.07	3.5	8.0	10.1	1.17	2.20	3.56	3.64
	7	7	14	14	42	1.50	1.50	2.50	2.50	1.89	1.89	3.16	3.16	3.5	8.0	10.1	1.17	2.22	3.58	3.60
	7	9	9	9	34	1.76	1.98	1.98	1.98	2.26	2.55	2.55	2.55	2.8	7.7	9.9	0.98	2.22	3.56	3.47
	7	9	9	12	37	1.68	1.89	1.89	2.24	2.18	2.45	2.45	2.91	2.8	7.7	10.0	0.98	2.22	3.56	3.47
	7	9	9	14	39	1.59	1.78	1.78	2.64	2.05	2.31	2.31	3.42	3.5	7.8	10.1	1.17	2.22	3.58	3.51
	7	9	9	18	43	1.45	1.64	1.64	3.27	1.84	2.07	2.07	4.13	3.5	8.0	10.1	1.17	2.22	3.56	3.60
	7	9	12	12	40	1.63	1.83	2.17	2.17	2.09	2.35	2.78	2.78	2.8	7.8	10.0	0.98	2.22	3.56	3.51
	7	9	12	14	42	1.52	1.71	2.03	2.54	1.97	2.22	2.63	3.28	3.5	7.8	10.1	1.17	2.22	3.58	3.51
	7	9	12	18	46	1.40	1.58	1.87	3.15	1.77	1.99	2.36	3.98	3.5	8.0	10.1	1.17	2.22	3.56	3.60
	7	9	14	14	44	1.45	1.63	2.41	2.41	1.85	2.08	3.08	3.08	3.5	7.9	10.1	1.17	2.22	3.58	3.56
	7	12	12	12	43	1.56	2.08	2.08	2.08	2.02	2.69	2.69	2.69	2.8	7.8	10.1	0.98	2.22	3.56	3.51
	7	12	12	14	45	1.48	1.98	1.98	2.47	1.89	2.53	2.53	3.16	3.5	7.9	10.1	1.17	2.22	3.58	3.56
	7	12	12	18	49	1.35	1.80	1.80	3.04	1.71	2.28	2.28	3.84	3.5	8.0	10.1	1.17	2.22	3.56	3.60
	7	12	14	14	47	1.39	1.86	2.32	2.32	1.78	2.38	2.97	2.97	3.5	7.9	10.1	1.17	2.22	3.58	3.56
	9	9	9	9	36	1.93	1.93	1.93	1.93	2.50	2.50	2.50	2.50	3.5	7.7	10.0	1.17	2.22	3.56	3.47
	9	9	9	12	39	1.86	1.86	1.86	2.21	2.39	2.39	2.39	2.83	3.5	7.8	10.0	1.17	2.22	3.57	3.51
	9	9	9	14	41	1.74	1.74	1.74	2.58	2.25	2.25	2.25	3.34	3.5	7.8	10.1	1.17	2.22	3.58	3.51
	9	9	9	18	45*1	1.60	1.60	1.60	3.20	2.02	2.02	2.02	4.04	4.7	8.0	10.1	1.27	2.22	3.58	3.60
	9	9	12	12	42	1.78	1.78	2.12	2.12	2.31	2.31	2.74	2.74	3.5	7.8	10.1	1.17	2.22	3.58	3.51
	9	9	12	14	44	1.67	1.67	1.98	2.48	2.16	2.16	2.57	3.21	3.5	7.8	10.1	1.17	2.22	3.58	3.51
	9	9	12	18	48*2	1.54	1.54	1.83	3.09	1.95	1.95	2.31	3.90	4.7	8.0	10.1	1.27	2.22	3.58	3.60
	9	9	14	14	46	1.59	1.59	2.36	2.36	2.04	2.04	3.01	3.01	4.7	7.9	10.1	1.27	2.22	3.58	3.56
	9	12	12	12	45	1.71	2.03	2.03	2.03	2.22	2.63	2.63	2.63	3.5	7.8	10.1	1.17	2.22	3.58	3.51
	9	12	12	14	47	1.63	1.93	1.93	2.41	2.08	2.47	3.08	3.08	3.5	7.9	10.1	1.17	2.22	3.58	3.56
	9	12	14	14	49	1.53	1.82	2.27	2.27	1.96	2.33	2.91	2.91	4.7	7.9	10.1	1.27	2.22	3.58	3.56
	12	12	12	12	48	2.00	2.00	2.00	2.00	2.53	2.53	2.53	2.53	3.5	8.0	10.1	1.17	2.22	3.58	3.60

*1 "ARTG09L+ARTG09L+ARTG09L+ASTG18L" Cannot be connected in this combination.

*2 "ARTG09L+ARTG09L+ARTG12L+ASTG18L" Cannot be connected in this combination.

Please refer to connection charts for actual connections.

MULTI COMBINATION TABLES

COMBINATION HEATING – AOTG30LBT44

	COMBINATION OF INDOOR UNITS					COOLING CAPACITY FOR EACH INDOOR UNIT RATED (kW)				COOLING CAPACITY FOR EACH INDOOR UNIT MAX. (kW)				TOTAL COOLING CAPACITY (kW)			TOTAL INPUT (kW)			COP (W/W)
	ROOM 1	ROOM 2	ROOM 3	ROOM 4	TOTAL	ROOM 1	ROOM 2	ROOM 3	ROOM 4	ROOM 1	ROOM 2	ROOM 3	ROOM 4	MIN.	RATED	MAX.	MIN.	RATED	MAX.	
	min. 27 kBtu max. 49 kBtu	7	-	-	-	7	2.70	-	-	-	3.30	-	-	-	1.5	2.7	3.3	0.55	1.00	
	9	-	-	-	9	3.30	-	-	-	3.70	-	-	-	1.5	3.3	3.7	0.55	1.22	1.41	2.70
	12	-	-	-	12	3.80	-	-	-	4.50	-	-	-	1.5	3.6	4.5	0.55	1.40	1.80	2.71
	14	-	-	-	14	4.80	-	-	-	5.80	-	-	-	1.7	4.8	5.8	0.58	1.48	1.90	3.24
	18	-	-	-	18	6.00	-	-	-	7.10	-	-	-	3.2	6.0	7.1	0.90	1.90	2.46	3.16
	24	-	-	-	24	8.20	-	-	-	9.00	-	-	-	3.2	8.2	9.0	0.90	2.78	3.33	2.95
	7	7	-	-	14	2.70	2.70	-	-	2.95	2.95	-	-	1.7	5.4	5.9	0.55	1.58	1.80	3.42
	7	9	-	-	16	2.70	3.30	-	-	3.24	3.96	-	-	1.7	6.0	7.2	0.55	1.76	2.50	3.41
	7	12	-	-	19	2.70	3.80	-	-	2.99	4.21	-	-	1.7	6.5	7.2	0.55	2.20	2.45	2.95
	7	14	-	-	21	2.70	4.80	-	-	3.13	5.57	-	-	3.3	7.5	8.7	0.90	2.25	2.88	3.33
	7	18	-	-	25	2.70	6.00	-	-	2.92	6.48	-	-	3.3	8.7	9.4	0.90	2.67	3.00	3.26
	7	24	-	-	31	2.35	7.15	-	-	2.65	8.05	-	-	3.3	9.5	10.7	0.90	2.70	3.50	3.52
	9	9	-	-	18	3.30	3.30	-	-	3.70	3.70	-	-	3.3	6.6	7.4	0.90	2.02	2.50	3.27
	9	12	-	-	21	3.30	3.80	-	-	3.86	4.44	-	-	1.7	7.1	8.3	0.55	2.35	3.08	3.02
	9	14	-	-	23	3.30	4.80	-	-	3.79	5.51	-	-	3.3	8.1	9.3	0.90	2.67	3.30	3.03
	9	18	-	-	27	3.23	5.87	-	-	3.58	6.52	-	-	3.3	9.1	10.1	0.90	2.67	3.40	3.41
	9	24	-	-	33	2.73	6.77	-	-	3.16	7.84	-	-	3.3	9.5	11.0	0.90	2.67	3.50	3.56
	12	12	-	-	24	3.80	3.80	-	-	4.40	4.40	-	-	3.3	7.6	8.8	0.90	2.65	3.30	2.87
	12	14	-	-	26	3.80	4.80	-	-	4.33	5.47	-	-	3.3	8.6	9.8	0.90	3.06	3.50	2.81
	12	18	-	-	30	3.61	5.69	-	-	3.99	6.31	-	-	3.3	9.3	10.3	0.90	2.90	3.50	3.21
	12	24	-	-	36	3.04	6.56	-	-	3.48	7.52	-	-	3.3	9.6	11.0	0.90	2.68	3.50	3.58
	14	14	-	-	28	4.70	4.70	-	-	5.15	5.15	-	-	3.3	9.4	10.3	0.90	2.93	3.50	3.21
	14	18	-	-	32	4.27	5.33	-	-	4.93	6.17	-	-	3.3	9.6	11.1	0.90	2.77	3.50	3.47
	14	24	-	-	38	3.54	6.06	-	-	4.25	7.25	-	-	4.3	9.6	11.5	1.02	2.65	3.50	3.62
	18	18	-	-	36	4.80	4.80	-	-	5.75	5.75	-	-	4.3	9.6	11.5	1.02	2.65	3.50	3.62
	18	24	-	-	42	4.06	5.54	-	-	4.90	6.70	-	-	4.3	9.6	11.6	1.02	2.65	3.50	3.62
	7	7	7	-	21	2.70	2.70	2.70	-	2.93	2.93	2.93	-	1.8	8.1	8.8	0.55	2.30	2.65	3.52
	7	7	9	-	23	2.70	2.70	3.30	-	2.89	2.89	3.53	-	3.3	8.7	9.3	0.90	2.60	2.85	3.35
	7	7	12	-	26	2.70	2.70	3.80	-	2.85	2.85	4.01	-	3.3	9.2	9.7	0.90	2.83	3.10	3.25
	7	7	14	-	28	2.42	2.42	4.15	-	2.72	2.72	4.66	-	1.8	0.9	10.1	0.58	2.66	3.53	3.38
	7	7	18	-	32	2.27	2.27	4.86	-	2.70	2.70	5.79	-	3.3	9.4	11.2	0.87	2.46	3.52	3.82
	7	7	24	-	38	2.03	2.03	5.44	-	2.46	2.46	6.58	-	3.3	9.5	11.5	0.87	2.47	3.52	3.85
	7	9	9	-	25	2.70	3.30	3.30	-	2.82	3.44	3.44	-	3.3	9.3	9.7	0.90	2.80	3.10	3.32
	7	9	12	-	28	2.46	2.94	3.56	-	2.77	3.26	3.96	-	1.8	9.0	10.0	0.58	2.69	3.51	3.35
	7	9	14	-	30	2.33	2.75	4.00	-	2.61	3.08	4.48	-	3.3	9.1	10.2	0.87	2.64	3.50	3.45
	7	9	18	-	34	2.17	2.56	4.66	-	2.61	3.08	5.60	-	3.3	9.4	11.3	0.87	2.45	3.50	3.84
	7	9	24	-	40	1.98	2.33	5.29	-	2.37	2.79	6.34	-	3.3	9.6	11.5	0.87	2.46	3.51	3.90
	7	12	12	-	31	2.33	3.33	3.33	-	2.62	3.74	3.74	-	1.8	9.0	10.1	0.58	2.66	3.48	3.38
	7	12	14	-	33	2.22	3.17	3.80	-	2.49	3.55	4.26	-	3.3	9.2	10.3	0.87	2.62	3.48	3.51
	7	12	18	-	37	2.08	2.97	4.45	-	2.49	3.56	5.34	-	3.3	9.5	11.4	0.87	2.44	3.47	3.89
	7	12	24	-	43	1.88	2.69	5.03	-	2.29	3.27	6.14	-	3.3	9.6	11.7	0.87	2.45	3.56	3.92
	7	14	14	-	35	2.10	3.60	3.60	-	2.39	4.10	4.10	-	3.3	9.3	10.6	0.87	2.59	3.48	3.59
	7	14	18	-	39	1.96	3.35	4.19	-	2.37	4.06	5.07	-	3.7	9.5	11.5	0.97	2.42	3.52	3.93
	7	14	24	-	45	1.78	3.05	4.77	-	2.17	3.72	5.81	-	3.3	9.6	11.7	0.87	2.45	3.56	3.92
	7	18	18	-	43	1.82	3.89	3.89	-	2.27	4.86	4.86	-	3.7	9.6	12.0	0.97	2.40	3.52	4.00
	7	18	24	-	49	1.65	3.53	4.42	-	2.06	4.42	5.52	-	4.3	9.6	12.0	1.12	2.40	3.52	4.00
	9	9	9	-	27	3.00	3.00	3.00	-	3.33	3.33	3.33	-	3.3	9.0	10.0	0.87	2.69	3.51	3.35
	9	9	12	-	30	2.80	2.80	3.39	-	3.14	3.14	3.81	-	3.3	9.0	10.1	0.87	2.67	3.48	3.37
	9	9	14	-	32	2.66	2.66	3.87	-	2.98	2.98	4.33	-	3.3	9.2	10.3	0.87	2.63	3.48	3.50
	9	9	18	-	36	2.49	2.49	4.52	-	2.99	2.99	5.43	-	3.7	9.5	11.4	0.97	2.44	3.48	3.89
	9	9	24	-	42	2.25	2.25	5.11	-	2.74	2.74	6.22	-	3.7	9.6	11.7	0.97	2.45	3.57	3.92
	9	12	12	-	33	2.65	3.22	3.22	-	3.01	3.65	3.65	-	3.3	9.1	10.3	0.87	2.65	3.52	3.43

Operating data under running indoor units are shown on the above table.

2 or more indoor units should be connected.

MULTI COMBINATION TABLES

COMBINATION HEATING – AOTG30LBTA4

	COMBINATION OF INDOOR UNITS					COOLING CAPACITY FOR EACH INDOOR UNIT RATED (kW)				COOLING CAPACITY FOR EACH INDOOR UNIT MAX. (kW)				TOTAL COOLING CAPACITY (kW)			TOTAL INPUT (kW)			COP (W/W)
	ROOM 1	ROOM 2	ROOM 3	ROOM 4	TOTAL	ROOM 1	ROOM 2	ROOM 3	ROOM 4	ROOM 1	ROOM 2	ROOM 3	ROOM 4	MIN.	RATED	MAX.	MIN.	RATED	MAX.	
	min. 27 kBtu max. 49 kBtu	9	12	14	-	35	2.53	3.07	3.69	-	2.86	3.47	4.17	-	3.3	9.3	10.5	0.87	2.61	
	9	12	18	-	39	2.36	2.86	4.29	-	2.83	3.43	5.14	-	3.7	9.5	11.4	0.97	2.43	3.47	3.91
	9	12	24	-	45	2.14	2.59	4.86	-	2.63	3.19	5.98	-	3.7	9.6	11.8	0.97	2.44	3.55	3.93
	9	14	14	-	37	2.38	3.46	3.46	-	2.74	3.98	3.98	-	3.7	9.3	10.7	0.97	2.58	3.46	3.60
	9	14	18	-	41	2.22	3.23	4.04	-	2.71	3.95	4.94	-	3.7	9.5	11.6	0.97	2.41	3.51	3.94
	9	14	24	-	47	2.03	2.95	4.62	-	2.52	3.66	5.72	-	4.3	9.6	11.9	1.12	2.42	3.57	3.97
	9	18	18	-	45	2.07	3.76	3.76	-	2.59	4.71	4.71	-	4.3	9.6	12.0	1.12	2.40	3.52	4.00
	12	12	12	-	36	3.07	3.07	3.07	-	3.43	3.43	3.43	-	3.3	9.2	10.3	0.87	2.63	3.49	3.50
	12	12	14	-	38	2.91	2.91	3.49	-	3.31	3.31	3.98	-	3.3	9.3	10.6	0.87	2.59	3.49	3.59
	12	12	18	-	42	2.71	2.71	4.07	-	3.31	3.31	4.97	-	3.7	9.5	11.6	0.97	2.42	3.52	3.93
	12	12	24	-	48	2.48	2.48	4.65	-	3.05	3.05	5.71	-	3.7	9.6	11.8	0.97	2.43	3.54	3.95
	12	14	14	-	40	2.76	3.32	3.32	-	3.18	3.81	3.81	-	3.7	9.4	10.8	0.97	2.40	3.50	3.92
	12	14	18	-	44	2.57	3.08	3.85	-	3.14	3.76	4.70	-	3.7	9.5	11.6	0.97	2.40	3.49	3.96
	12	18	18	-	48	2.40	3.60	3.60	-	3.00	4.50	4.50	-	4.3	9.6	12.0	1.12	2.40	3.52	4.00
	7	7	7	7	28	2.35	2.35	2.35	2.35	2.70	2.70	2.70	2.70	1.8	9.4	10.8	0.58	2.58	3.47	3.64
	7	7	7	9	30	2.27	2.27	2.27	2.68	2.61	2.61	3.07	3.07	1.8	9.5	10.9	0.58	2.57	3.51	3.70
	7	7	7	12	33	2.14	2.14	2.14	3.06	2.50	2.50	2.57	2.57	1.8	9.5	11.1	0.58	2.56	3.55	3.71
	7	7	7	14	35	2.04	2.04	2.04	3.49	2.40	2.40	4.11	4.11	3.3	9.6	11.3	0.87	2.53	3.56	3.79
	7	7	7	18	39	1.87	1.87	1.87	4.00	2.34	2.34	5.01	5.01	3.3	9.6	12.0	0.87	2.40	3.56	4.00
	7	7	9	9	32	2.18	2.18	2.57	2.57	2.50	2.50	2.95	2.95	3.3	9.5	10.9	0.87	2.56	3.44	3.71
	7	7	9	12	35	2.06	2.06	2.43	2.95	2.41	2.41	3.44	3.44	3.3	9.5	11.1	0.87	2.55	3.54	3.73
	7	7	9	14	37	1.96	1.96	2.31	3.36	2.33	2.33	3.99	3.99	3.3	9.6	11.4	0.87	2.53	3.54	3.79
	7	7	9	18	41	1.80	1.80	2.13	3.87	2.26	2.26	4.83	4.83	3.7	9.6	12.0	0.97	2.40	3.55	4.00
	7	7	12	12	38	1.98	1.98	2.82	2.82	2.33	2.33	3.32	3.32	3.3	9.6	11.3	0.87	2.54	3.57	3.78
	7	7	12	14	40	1.87	1.87	2.67	3.20	2.24	2.24	3.84	3.84	3.3	9.6	11.5	0.87	2.51	3.58	3.82
	7	7	12	18	44	1.72	1.72	2.46	3.69	2.15	2.15	4.61	4.61	3.7	9.6	12.0	0.97	2.40	3.58	4.00
	7	7	14	14	42	1.77	1.77	3.03	3.03	2.17	2.17	3.73	3.73	3.7	9.6	11.8	0.97	2.49	3.58	3.86
	7	9	9	9	34	2.09	2.47	2.47	2.47	2.47	2.91	2.91	2.91	3.3	9.5	11.2	0.87	2.55	3.54	3.73
	7	9	9	12	37	2.01	2.36	2.36	2.87	2.36	2.78	3.37	3.37	3.3	9.6	11.3	0.87	2.54	3.58	3.78
	7	9	9	14	39	1.89	2.23	2.23	3.25	2.27	2.67	3.89	3.89	3.7	9.6	11.5	0.97	2.52	3.58	3.81
	7	9	9	18	43	1.75	2.06	2.06	3.74	2.18	2.57	4.68	4.68	3.7	9.6	12.0	0.97	2.40	3.58	4.00
	7	9	12	12	40	1.91	2.25	2.72	2.72	2.26	2.67	3.23	3.23	3.3	9.6	11.4	0.87	2.53	3.58	3.79
	7	9	12	14	42	1.80	2.13	2.58	3.09	2.18	2.57	3.74	3.74	3.7	9.6	11.6	0.97	2.50	3.58	3.84
	7	9	12	18	46	1.67	1.97	2.39	3.58	2.09	2.46	2.98	4.48	3.7	9.6	12.0	0.97	2.40	3.58	4.00
	7	9	14	14	44	1.71	2.02	2.94	2.94	2.11	2.48	3.61	3.61	3.7	9.6	11.8	0.97	2.48	3.58	3.87
	7	12	12	12	43	1.81	2.59	2.59	2.59	2.17	3.10	3.10	3.10	3.3	9.6	11.5	0.87	2.52	3.58	3.81
	7	12	12	14	45	1.72	2.46	2.46	2.95	2.10	3.00	3.60	3.60	3.7	9.6	11.7	0.97	2.49	3.58	3.85
	7	12	12	18	49	1.60	2.29	2.29	3.43	2.00	2.86	4.29	4.29	3.7	9.6	12.0	0.97	2.40	3.56	4.00
	7	12	14	14	47	1.64	2.34	2.81	2.81	2.03	2.90	3.48	3.48	3.7	9.6	11.9	0.97	2.47	3.58	3.89
	9	9	9	9	36	2.40	2.40	2.40	2.40	2.83	2.83	2.83	2.83	3.7	9.6	11.3	0.97	2.55	3.58	3.76
	9	9	9	12	39	2.28	2.28	2.28	2.76	2.71	2.71	3.28	3.28	3.7	9.6	11.4	0.97	2.53	3.58	3.79
	9	9	9	14	41	2.16	2.16	2.16	3.14	2.61	2.61	3.79	3.79	3.7	9.6	11.6	0.97	2.51	3.58	3.82
	9	9	9	18	45*1	1.99	1.99	1.99	3.62	2.49	2.49	4.52	4.52	4.3	9.6	12.0	1.12	2.40	3.58	4.00
	9	9	12	12	42	2.17	2.17	2.63	2.63	2.60	2.60	3.15	3.15	3.7	9.6	11.5	0.97	2.52	3.58	3.81
	9	9	12	14	44	2.06	2.06	2.49	2.99	2.51	2.51	3.65	3.65	3.7	9.6	11.7	0.97	2.50	3.58	3.84
	9	9	12	18	48*2	1.91	1.91	2.31	3.47	2.39	2.39	4.34	4.34	4.3	9.6	12.0	1.12	2.40	3.58	4.00
	9	9	14	14	46	1.96	1.96	2.84	2.84	2.42	2.42	3.53	3.53	4.3	9.6	11.9	1.12	2.48	3.58	3.87
	9	12	12	12	45	2.07	2.51	2.51	2.51	2.50	3.03	3.03	3.03	3.7	9.6	11.6	0.97	2.51	3.58	3.82
	9	12	12	14	47	1.97	2.39	2.39	2.87	2.42	2.93	3.52	3.52	3.7	9.6	11.8	0.97	2.49	3.58	3.86
	9	12	14	14	49	1.87	2.27	2.73	2.73	2.32	2.82	3.38	3.38	4.3	9.6	11.9	1.12	2.46	3.58	3.90
	12	12	12	12	48	2.40	2.40	2.40	2.40	2.90	2.90	2.90	2.90	3.7	9.6	11.6	0.97	2.50	3.58	3.84

*1 "ARTG09L+ARTG09L+ARTG09L+ASTG18L" Cannot be connected in this combination.

*2 "ARTG09L+ARTG09L+ARTG12L+ASTG18L" Cannot be connected in this combination.

Please refer to connection charts for actual connections.

FUJITSU



If you are looking for an air conditioner that you can trust to keep you comfortable all year round, my advice is to look no further than a Fujitsu.

They are efficient, effective and beautifully designed, I should know, I bought one myself.

So for an air conditioner you can trust, go with the name you know, **Fujitsu, it's Australia's Favourite Air.**



Mark Taylor



FUJITSU GENERAL (AUST.) PTY LIMITED
ABN 55 001 229 554
A SUBSIDIARY OF FUJITSU GENERAL LIMITED

www.fujitsugeneral.com.au
EMAIL contact@fujitsugeneral.com.au
PHONE 1300 882 201

Proud sponsors of:



Winner of:



Please refer to specifications before installation and servicing this product. Only persons and/or companies qualified and experienced in the installation, service and repair of refrigerant products should be permitted to do so. The purchaser must ensure that the person and/or company who is to install, service or repair this air conditioner has qualifications and experience in refrigerant products. Suitable access for warranty and service is required. Future improvement, specifications, designs of product and availability are subject to change without notice. All Capacity and Energy Efficiency ratings are based on AS/NZS3823.2. Running current is at rated conditions (AS3823) and does not include compressor start-up or variations in power supply and load conditions.