

NEW SOUTH WALES / HEAD OFFICE

2 Wonderland Drive EASTERN CREEK NSW 2766
PH : 02-8805-4000 FAX : 02-8805-4248

QUEENSLAND

23 Terrace Place MURARRIE QLD 4172
PH : 07-3908-9000 FAX : 07-3399-4179

VICTORIA

3 John Deere Court, Parkwest Estate DERRIMUT VIC 3030
PH : 03-8369-0900 FAX : 03-9931-0677

SOUTH AUSTRALIA

162 Richmond Road, Marleston SA 5033
PH : 08-8238-0200 FAX : 08-8238-0299

WESTERN AUSTRALIA

Unit 1/1A 2 Business Way Malaga 6090
PO Box 1724 Malaga WA 6944
PH : 08-9249-3721 FAX : 08-9249-1300

Customer Information Centre is available 7 days
from 7AM-7PM on 1300 54 2273 (1300 LG CARE)
SMS Fault call 0400 660 629
<http://www.lg.com.au/airconditioning>

NEW ZEALAND

LG House, Level 1, Building 2, 60 Highbrook Drive,
East Tamaki, Auckland, 2013, New Zealand
Tel : +64 (09) 914 2444 Fax : +64 (09) 914 2441

Customer Service Helpline
0800 54 2273 (0800 LG CARE)
www.lge.com/nz

©LG Electronics Australia Pty, Ltd. Printed in Korea [February 2015]



LG Electronics Changwon Facility Achieved ISO9001 Certification Under Series 9000 of International Standard Organization(ISO) Based on Quality Systems For Design & Manufacture of Air Conditioners, Hermetic Refrigeration Compressors.

Disclaimer

The descriptions and specifications in this brochure are relevant as at the date of publication. In the interest of product development, LG Electronics reserves the right to carry out alterations and improvements to products and specifications. Future releases of products, accessories and parts for them may differ from, and may not be compatible with current versions. As it may be difficult to determine the exact nature of a product from its depiction in this brochure, LG Electronics strongly recommends that you confirm with your retailer that the product shown or described in this brochure meets your requirements before you purchase the product.



LG HVAC SOLUTION

MULTI SPLIT

AIR CONDITIONERS

MULTI F / MULTI FOX



LG HVAC SOLUTION

LG MULTI SPLIT AIR CONDITIONERS



ENJOY CLEAN, STYLISH AND COMFORTABLE AIR CONDITIONING AND LG

LG is committed to bringing comfort to its customers and has produced a large range of air conditioners that do just that. It's all about comfort in the home, and offering you the perfect harmony of stylish design and smart technology that fits your life.

Whether it is just a small unit for the bedroom, a larger unit to help keep you cool in your lounge room, or a system to cool the entire house such as Ducted or Multi-Split systems, LG has designed stylish, smart, reliable and functional air conditioners designed to help make **Life good.**

MULTI SPLIT











| | |
|----|-------------------|
| 17 | Outdoor Units |
| 24 | Indoor Units |
| 34 | Accessories |
| 36 | Combination Table |











MULTI SPLIT

OUTDOOR UNITS / INDOOR UNITS LINE UP

Outdoor Units

| Type kW | MULTI F (Multi Piping) | Max. Indoor units | Phase | Combination Sample |
|------------|--|-------------------------|-------|--|
| 5.3 | UHXM55MA1  | 3 | 1ø |  |
| 7.0 | UHXM70MA1  | 4 | 1ø | |
| 8.8 | UHXM90MA1  | 5 | 1ø | |
| 11.2 | UHXM110MA1  | 5 | 1ø | |
| Type kW | MULTI F DB (DB Box Type) | Max. Indoor units | Phase | Combination Sample |
| 8.8 | UHXM90BA0  | 4 | 1ø |  |
| 11.2 | UHXM120BA1  | 7 | 1ø | |
| 14.0 | UHXM140BA1  | 8 | 1ø | |
| 15.5 | UHXM160BA1  | 9 | 1ø | |

Indoor Units

| Type kW | Wall Mounted | | | Ceiling Cassettes | Ceiling Concealed Ducts | |
|------------|--|---|---|---|--|---|
| | Standard | ART COOL Mirror | ART COOL Gallery | | High Static | Low Static |
| 2.1 |  MS07AH1 |  NHXM20S2A1 | | | | |
| 2.6 |  MS09AH1 |  NHXM30S2A1 |  MA09AH-NF1 |  NHXM30C1A1 | |  NHXM30D3A0 |
| 3.5 |  MS12AH1 |  NHXM40S2A1 |  MA12AH-NF1 |  NHXM40C1A1  NHXM40C4A1 | |  NHXM40D3A0 |
| 5.3 |  MS18AH1 |  NHXM50S2A1 | |  NHXM50C4A1 |  NHXM50D1A1 |  NHXM50D3A0 |
| 7.0 |  MS24AH1 |  NHXM70S2A1 | |  NHXM70C4A1 |  NHXM70D1A1 |  NHXM70D3A0 |
| 8.8 | | | | |  NHXM90D1A0 | |
| 10.6 | | | | |  NHXM110D1A0 | |


ENERGY EFFICIENCY TECHNOLOGIES

BLDC (Brushless Direct Current motor) Compressor

LG air conditioners are equipped with a BLDC compressor that uses a strong neodymium magnet. The compressor has improved efficiency compared to AC inverter products and it is optimised for seasonal efficiency.

Brushless DC Fan Motor


The BLDC motor is made up of powerful ND magnets providing high torque, resulting in the ability to provide large air volume and high static pressure capability. This allows high speed operation at reduced electrical and mechanical noise.



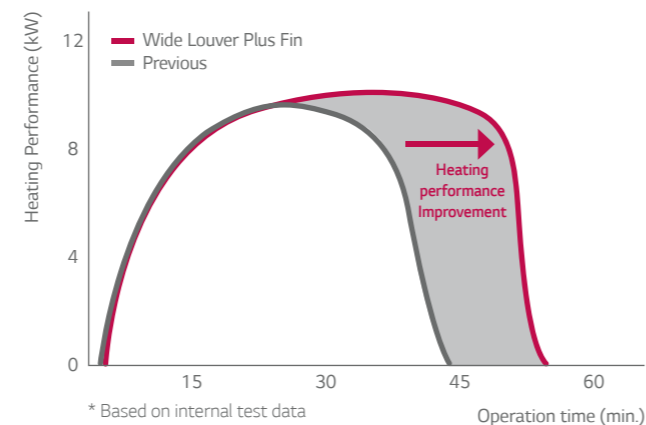
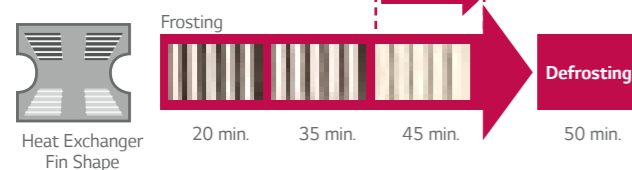
Wide Louver Plus Fin

Wide Louver Plus fin technology increases 11% of full load heating performance and 6% of COP compared to conventional fin. It can slow down frosting of heat exchanger and postpone the start of defrosting operation.

Previous LG model



Wide Louver Plus

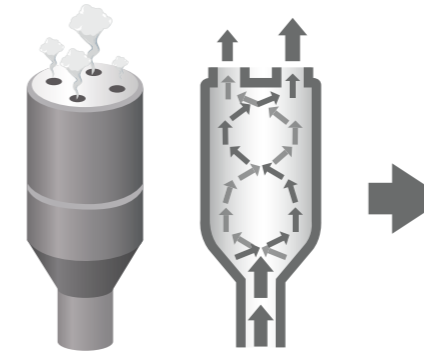


Optimised Heat Exchanger Path

Optimised heat exchanger path improved cycle efficiency up to 5%.

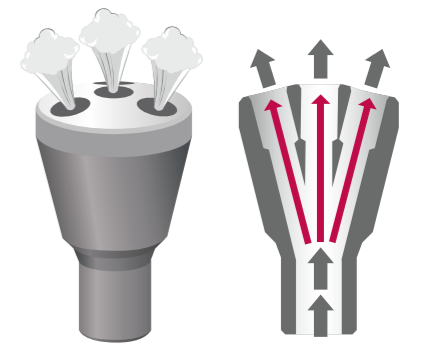
Previous

Unequal distribution



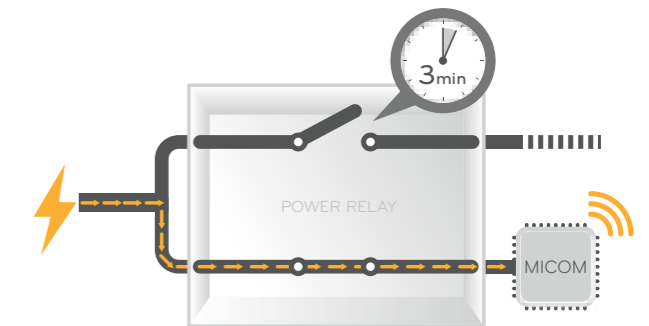
New

Equal distribution



Standby Mode

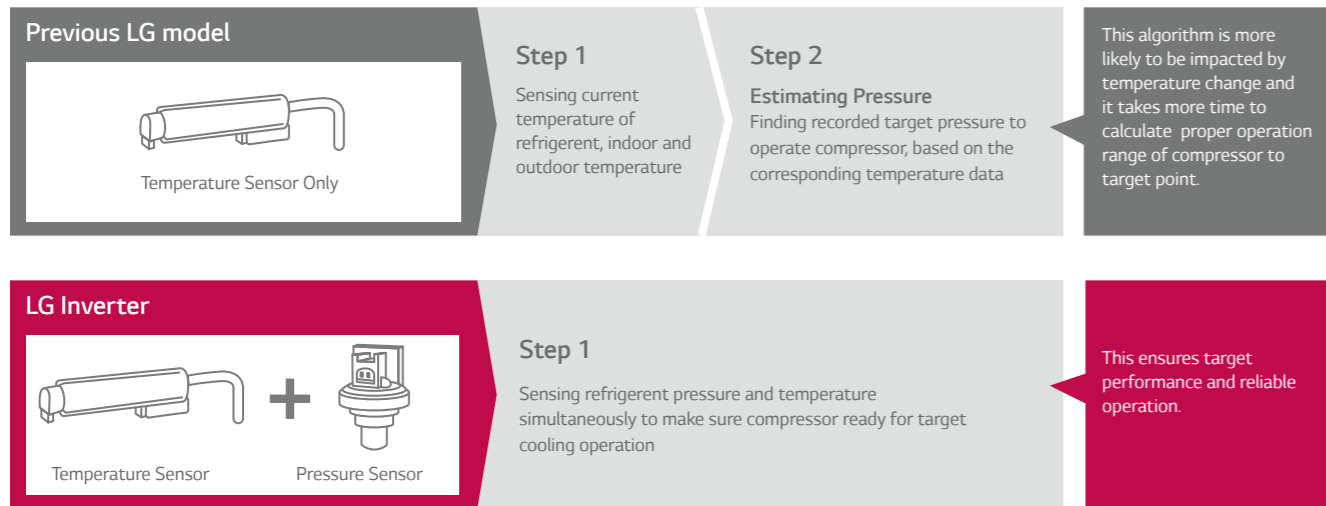
The Standby Mode operates three minutes after the air conditioner is turned off via the remote control. The Standby Mode removes power from the outdoor unit and only powers the indoor unit remote control receiver circuitry, saving unnecessary power consumption in the outdoor unit.



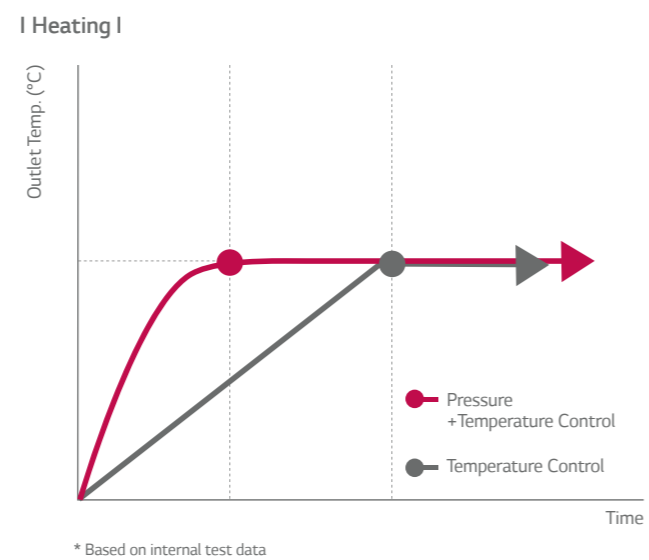
* Based on UHXM55MA1

QUICK COOLING & HEATING

Quick Operating Response

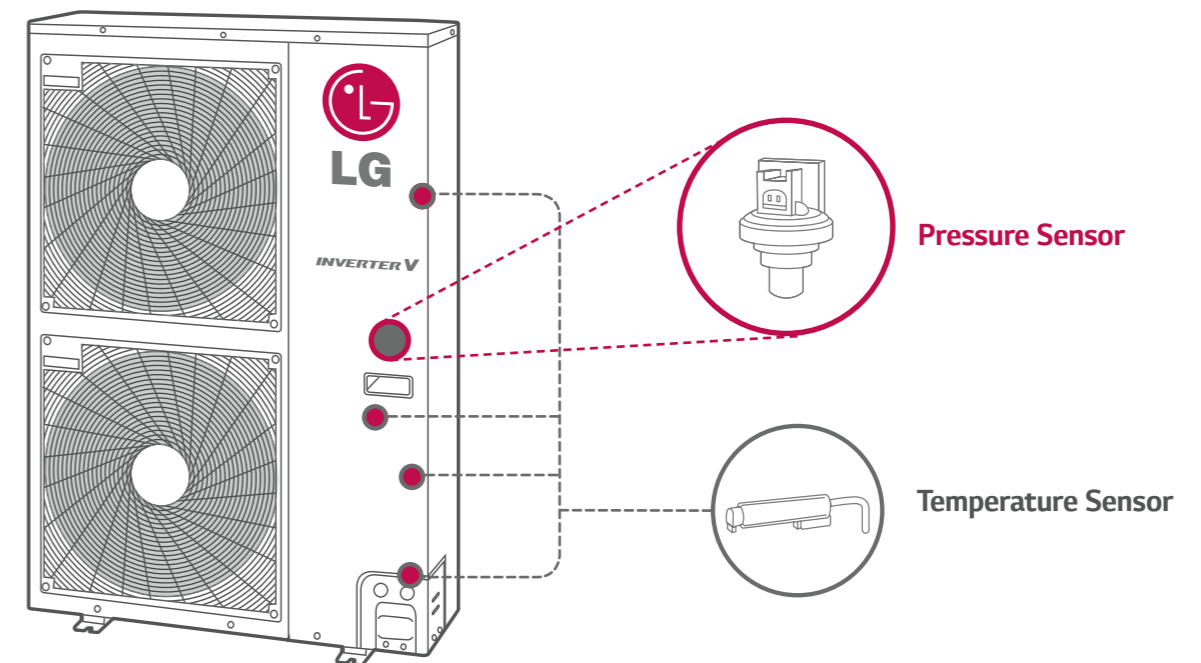
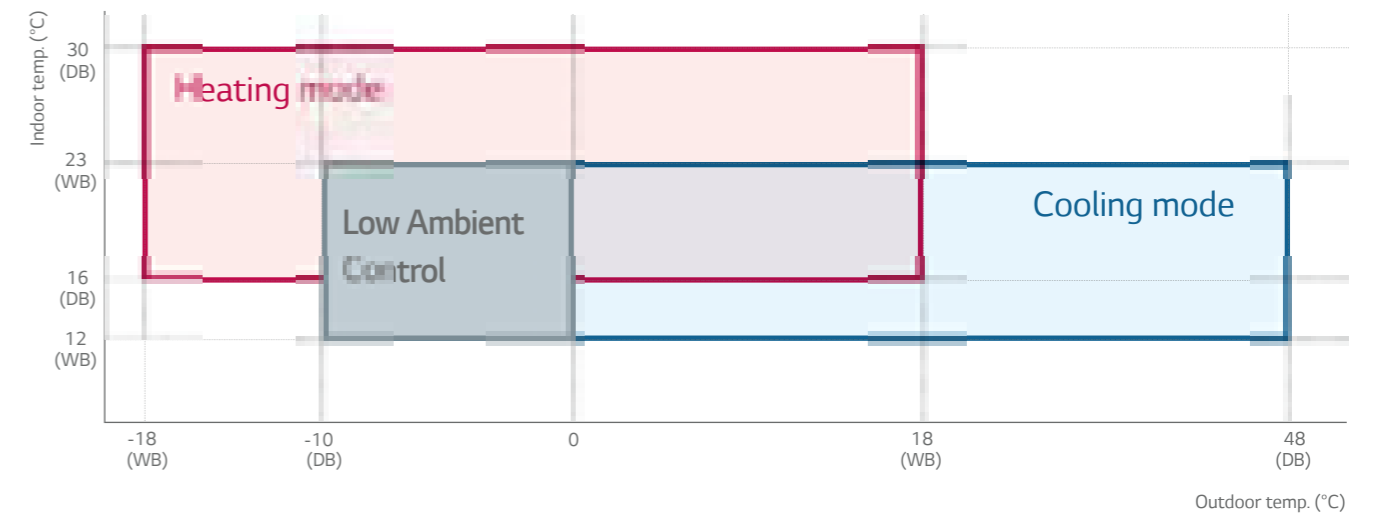


Using both pressure and temperature sensors improves control accuracy and stability resulting in a quick operating response time.



RELIABLE PERFORMANCE

Wide Operating Conditions

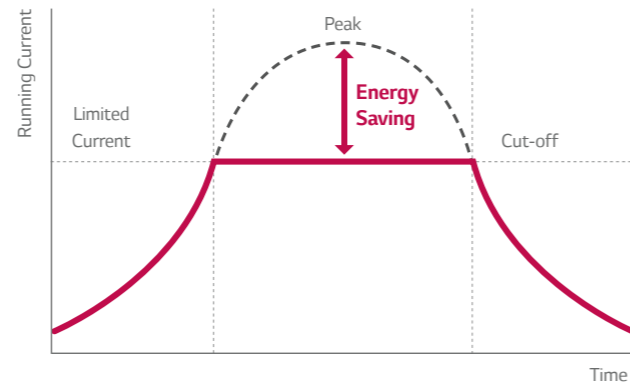


ENERGY CONTROL

Peak Current Control

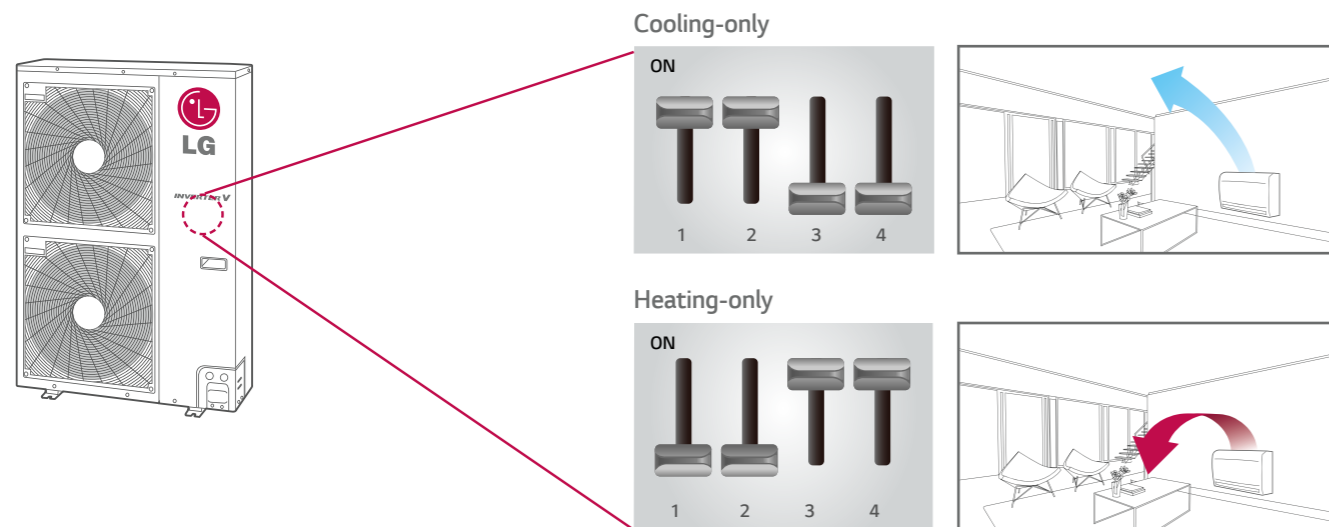
The peak current control function limits the air conditioner from running at the maximum level thus improving operating efficiency to help reduce energy consumption.

*This function is not user adjustable, please contact your nearest AC installer.



Mode Lock

Set the operation mode to either cooling-only or heating-only by adjusting the dip switch inside the unit. This will help to prevent mixed use of cooling and heating.



* Applied to all MULTI outdoors

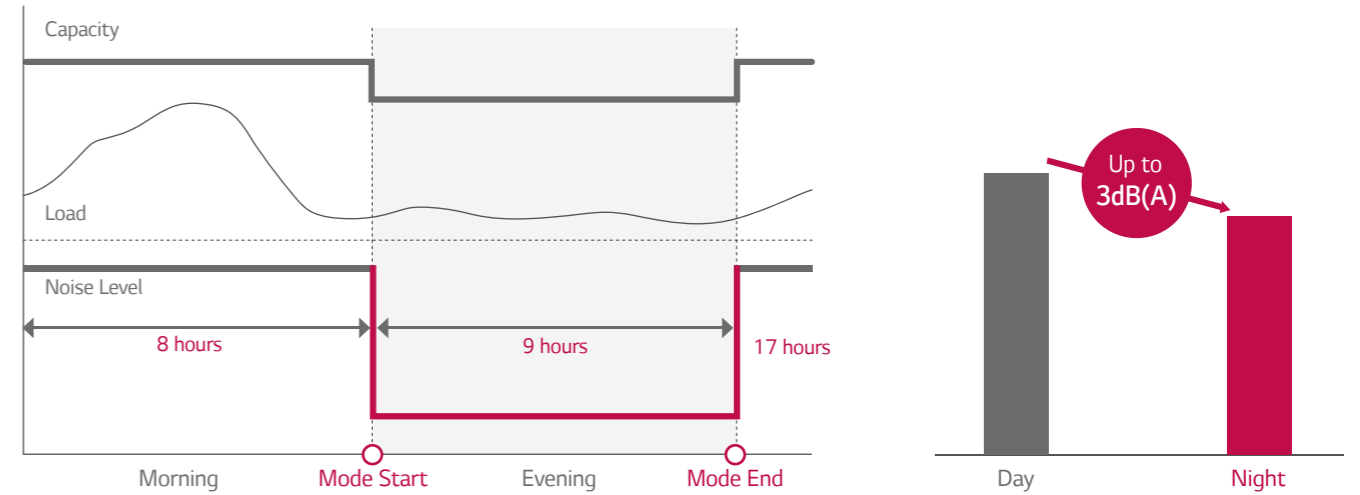
*This function is not user adjustable, please contact your nearest AC installer.

QUIET OPERATION

"Night Quiet" Operation

"Night Quiet" operation can reduce noise levels at night time by setting the dip switch on the PCB of the outdoor unit*.

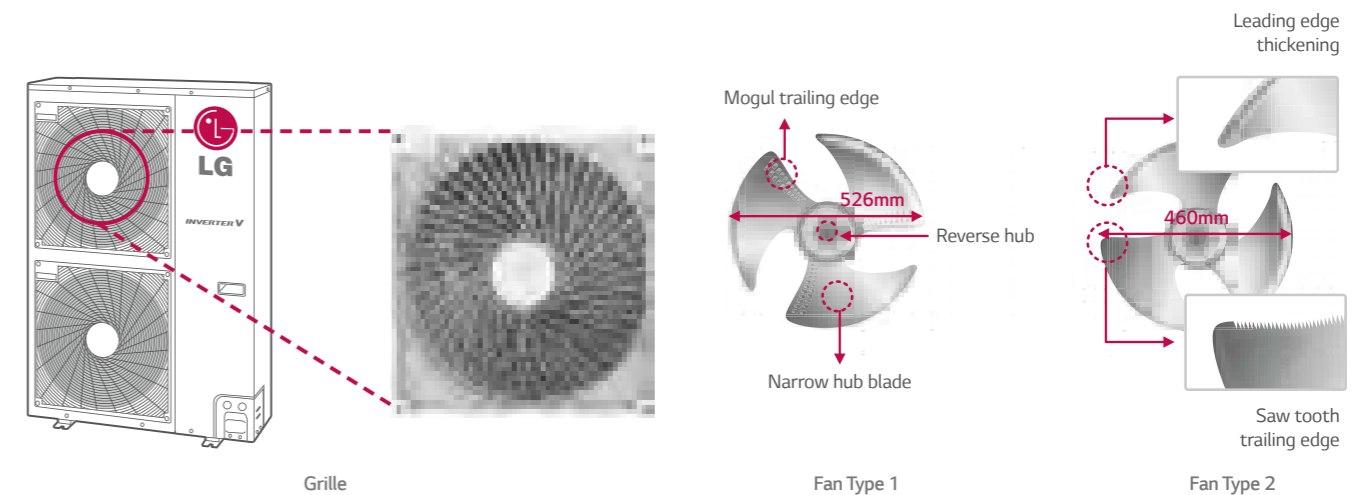
I Cooling mode I



*This function is not user adjustable, please contact your nearest AC installer.

Improved Grille & Fan

The grille shape design on the outdoor unit helps to disperse air more efficiently which improves heat exchange and reduces noise level. The new axial fan has a thick front edge and smooth rear edge, this provides a high efficiency, low noise, wide fan, as well as improving the air flow rate.



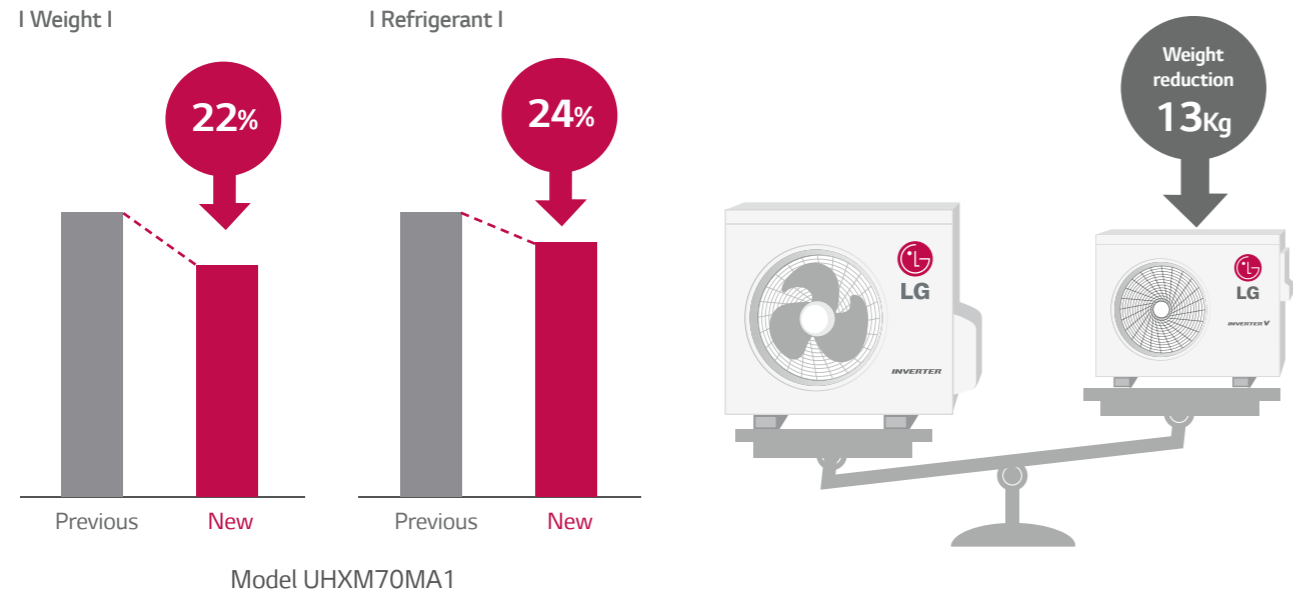
Fan Type 1 - UHXM90BA0

Fan Type 2 - UHXM70MA1, UHXM90MA1, UHXM110MA1, UHXM120BA1, UHXM140BA1, UHXM160BA1

EASY INSTALLATION & MAINTENANCE

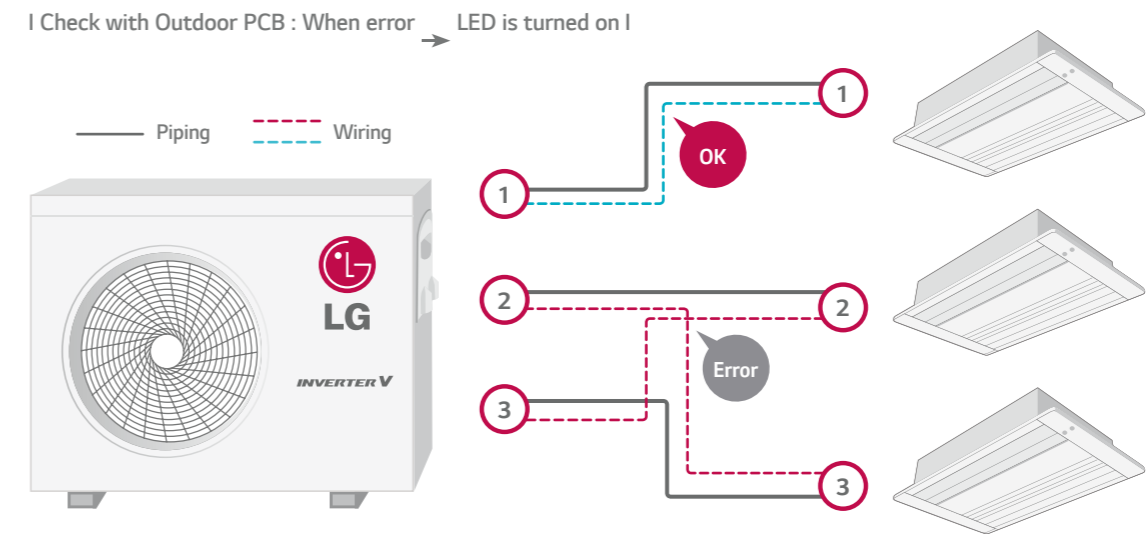
Compact Size & Lightweight (UHXM70MA1)

Some MULTI F models are more compact and lighter compared to previous models. The reduction in weight makes it easier to carry and install.



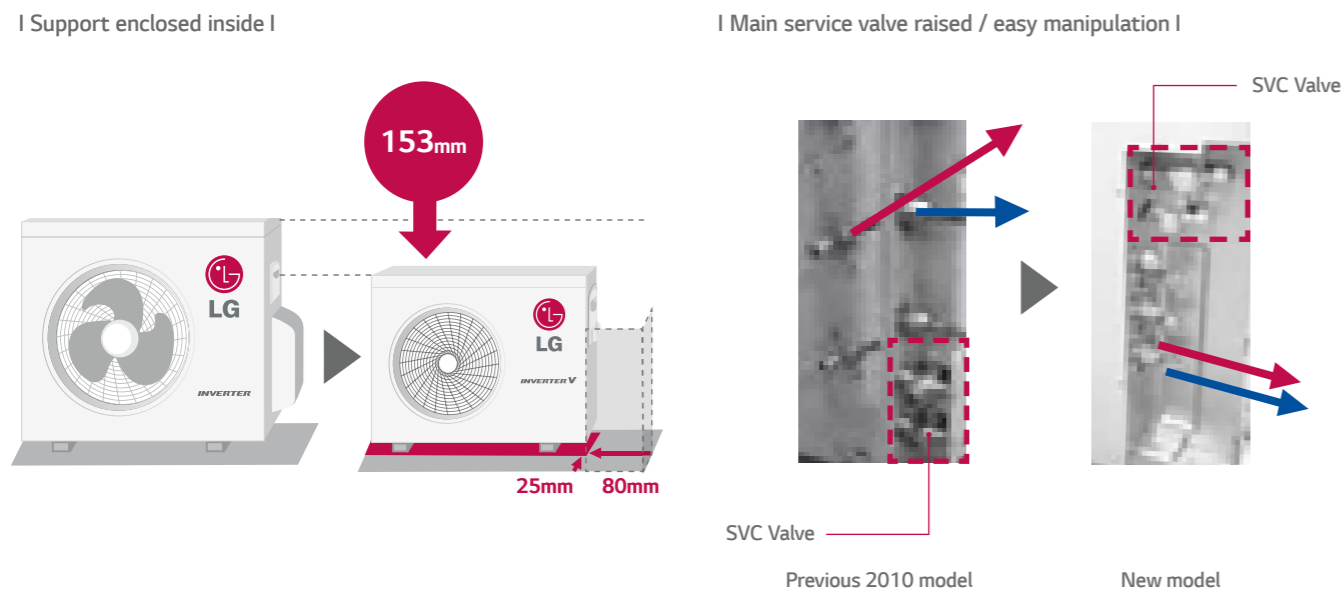
Wiring Error Check (UHXM55MA1, UHXM70MA1, UHXM90MA1, UHXM110MA1)

Installers can check whether the transmission cable has been connected correctly by using the wiring error check function. The wiring error check can reduce the time taken to check for transmission cable errors.



Inner Support (UHXM55MA1)


The Multi F has a better design so that the piping cover is enclosed and the size reduced by 80mm and 25mm at the side and back respectively. As a result it is possible to install the unit close to a wall. As well as the easily accessible service valve, it is possible to conveniently service the outdoor unit when installed below a window.



INSTALLATION & MAINTENANCE

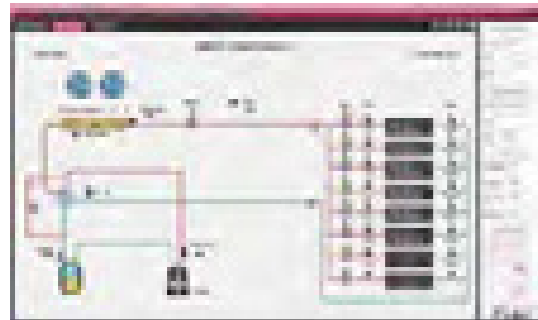
LG MV (Monitoring View)

LG MV helps technicians inspect and monitor air conditioning units easily. Information is provided by product type. (Single Split & Multi Split)



- IDU info.
- Cycle & valves
- Actuator info.
- Sensors & Electric
- ODU info.

LG MV provides cycle information with diagrams and the technicians can check accumulated data on a graph.



A manager can easily check the error status by looking at the indicator information. (Troubleshooting guide)

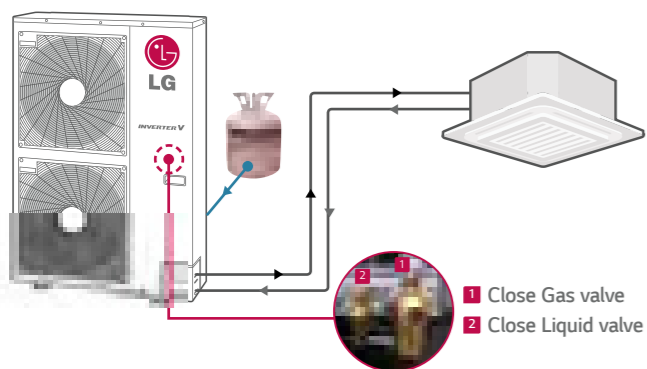
Error indicator

| Error Code | Contents |
|------------|--|
| 01 | Air temperature sensor of indoor unit |
| 02 | Inlet pipe temperature sensor of indoor unit |
| 03 | Communication error : wired remote controller ↔ indoor unit |
| | ⋮ |

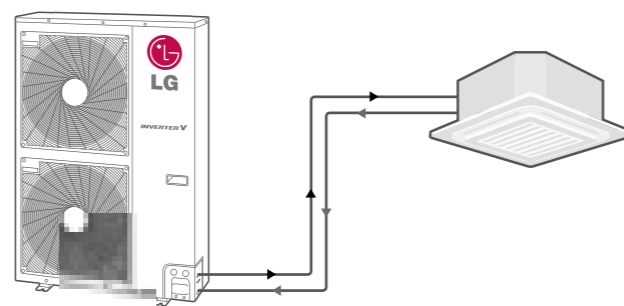
Pump Down Mode

The forced cooling operation allows refrigerant to be recharged or pumped down, regardless of the indoor temperature. More importantly this function can be used when indoor units are being repaired.

I Recharging I



I Pump Down I



FLEXIBLE COMBINATION

Long and High Elevation Piping

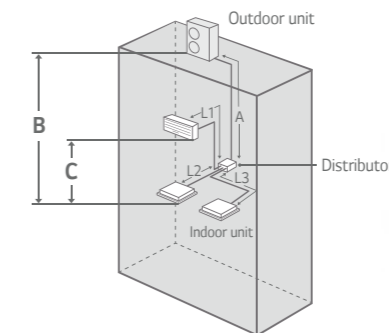
UHXM160BA1 supports piping lengths of up to 145m and elevations of up to 30m for more flexibility in installations.

I Multiple Piping Type I

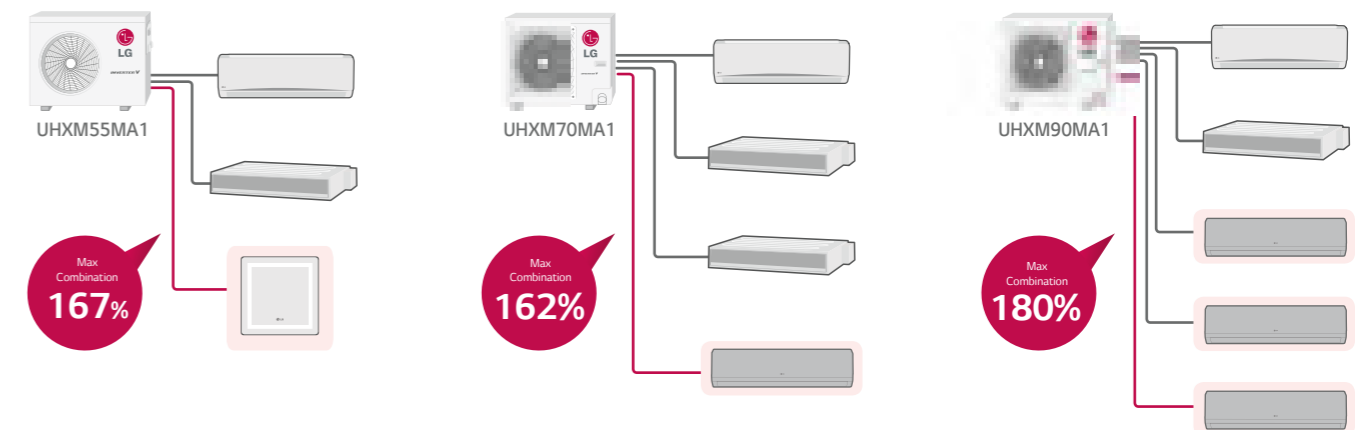
| (m) | UHXM55MA1 | UHXM70MA1 | UHXM90MA1 | UHXM110MA1 |
|--------------------------|----------------|-----------|-----------|------------|
| Total Piping Length | 50 | 70 | 75 | 85 |
| Piping Length per Branch | 25 | 25 | 25 | 25 |
| Max. Elevation | Indoor-Outdoor | 15 | 15 | 15 |
| | Indoor-Indoor | 7.5 | 7.5 | 7.5 |

I Distribution Box Type I

| (m) | UHXM90BA0 | UHXM120BA1 | UHXM140BA1 | UHXM160BA1 |
|------------------------------|--------------------|------------|------------|------------|
| Total Pipe (A+L1+L2+L3) | 80 | 100 | 135 | 145 |
| Main Pipe (A) | 30 | 50 | 55 | 55 |
| Total Branch Pipe (L1+L2+L3) | 50 | 50 | 80 | 90 |
| Each Branch Pipe | 15 | 15 | 15 | 15 |
| Max.Elevation | Indoor-Outdoor (B) | 15 | 30 | 30 |
| | Indoor-Indoor (C) | 7.5 | 15 | 15 |



Indoor Capacity Combinations



• UHXM110MA1, UHXM90BA0, UHXM120BA1, UHXM140BA1, UHXM160BA1 : 180%

FLEXIBLE COMBINATIONS

Variety of Combinations



8 Outdoor Units

25 Indoor Units

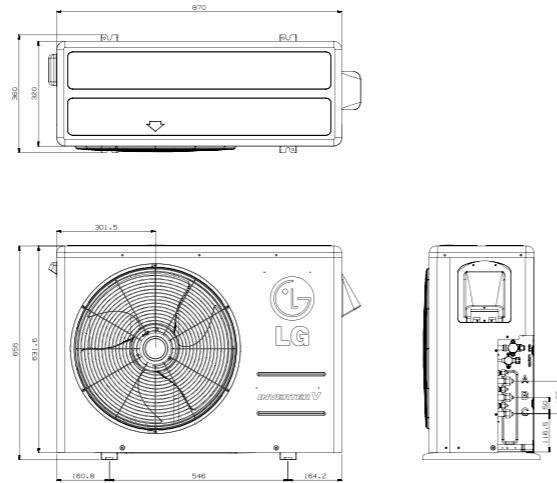
* Across multi F and FDX range



OUTDOOR UNITS

UHXM55MA1

MULTI F



(Unit : mm)

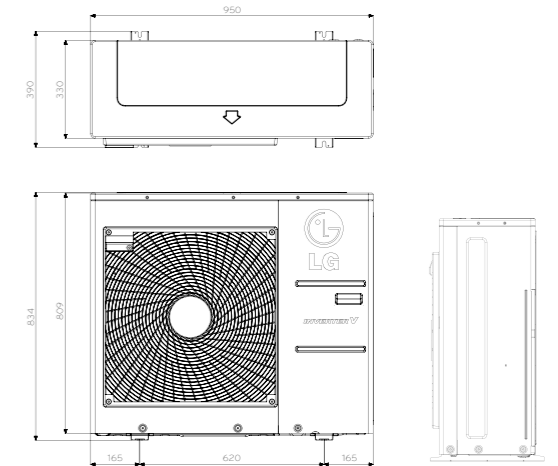
| Outdoor Unit | | | | UHXM55MA1 |
|-----------------------------|-------------------|--------------|---------------------|--------------------------------|
| Compressor | Type | | | Twin Rotary |
| Capacity * | Cooling | Min/Nom/Max | kW | 1.35/5.27/6.33 |
| | Heating | Min/Nom/Max | kW | 1.41/6.33/7.27 |
| Power Input * | Cooling | Min/Nom/Max | kW | 0.14/1.29/2.08 |
| | Heating | Min/Nom/Max | kW | 0.18/1.53/2.64 |
| Running Current | Cooling | Min/Nom/Max | A | 0.6/6.0/9.0 |
| | Heating | Min/Nom/Max | A | 0.8/7.0/11.5 |
| EER | | | | 4.57 |
| COP | | | | 4.15 |
| Airflow Rate | Nom | | m ³ /min | 31 |
| | | | I/S | 517 |
| Sound Pressure | Cooling | Nom | dB(A) | 50 |
| | Heating | Nom | dB(A) | 52 |
| Dimensions | WxHxD | | | 870x655x320 |
| Net Weight | | | | 45.0 |
| Refrigerant | Type | | | R410A |
| | Charge | | | 1,700 |
| | Additional Charge | | | 20 |
| Operation Range (Outdoor) | Cooling | Min-Max | °C DB | -10~48 |
| | Heating | Min-Max | °C WB | -18~18 |
| Power Supply | | | | 1/220-240/50 |
| Power Supply Cable | | | | No.xmm ² 3C×2.5 |
| Transmission Cable | | | | No.xmm ² 4C×0.75 |
| Circuit Breaker | | | | A 20 |
| Piping Length Total | | | | m 50 |
| Piping Length per Branch | Max | | | m 25 |
| Piping Elevation Difference | IDU-ODU | Max | m | 15 |
| | IDU-IDU | Max | m | 7.5 |
| Piping Connection | Liquid | mm(inch)×No. | | ø 6.35 (1/4)×3 |
| | Gas | mm(inch)×No. | | ø 9.52 (3/8)×3 |

Notes : 1. Capacities are based on the following conditions:
 Cooling : - Indoor Temperature 27°C DB / 19°C WB
 - Outdoor Temperature 35°C DB / 24°C WB
 Heating : - Indoor Temperature 20°C DB / 15°C WB
 - Outdoor Temperature 7°C DB / 6°C WB
 Piping Length - Interconnecting Piping Length 7.5m
 - Level Difference of Zero.

2. * : See page "Combination Table".
 3. Due to our policy of innovation some specifications may change without notification.
 4. At least two indoor units should be connected.
 5. Minimum combination capacity rate should be more than 40%.

UHXM70MA1 / UHXM90MA1

MULTI F



(Unit : mm)

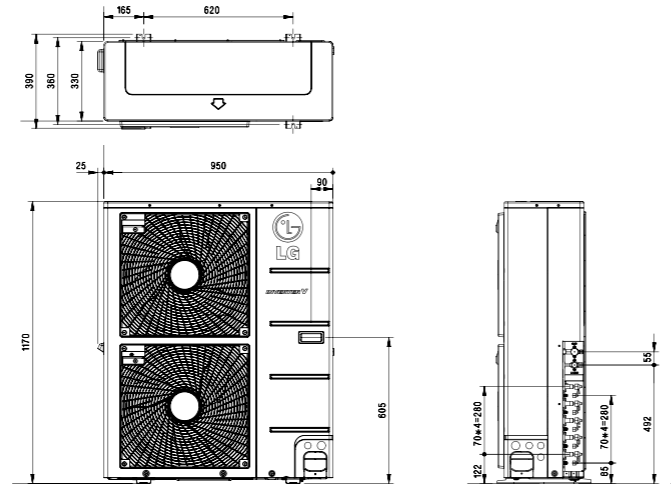
| Outdoor Unit | | | | UHXM70MA1 | UHXM90MA1 |
|-----------------------------|-------------------|--------------|---------------------|--------------------------------|--------------------------------|
| Compressor | Type | | | Twin Rotary | Twin Rotary |
| Capacity * | Cooling | Min/Nom/Max | kW | 1.32/7.03/8.5 | 1.32/6.8/10.6 |
| | Heating | Min/Nom/Max | kW | 1.45/8.44/9.38 | 1.47/10.1/12.1 |
| Power Input * | Cooling | Min/Nom/Max | kW | 0.44/1.29/2.59 | 0.44/2.20/3.3 |
| | Heating | Min/Nom/Max | kW | 0.5/1.53/2.99 | 0.5/2.20/3.7 |
| Running Current | Cooling | Min/Nom/Max | A | 2.0/7.2/11.1 | 2.0/9.9/16.2 |
| | Heating | Min/Nom/Max | A | 2.2/8.1/12.8 | 2.2/9.8/16.5 |
| EER | | | | 4.59 | 4.26 |
| COP | | | | 4.59 | 4.58 |
| Airflow Rate | Nom | | m ³ /min | 30 | 30 |
| | | | I/S | 500 | 500 |
| Sound Pressure | Cooling | Nom | dB(A) | 51 | 51 |
| | Heating | Nom | dB(A) | 53 | 53 |
| Dimensions | WxHxD | | | 950x834x330 | 950x834x330 |
| Net Weight | | | | 64.0 | 64.0 |
| Refrigerant | Type | | | R410A | R410A |
| | Charge | | | 3,200 | 3,200 |
| | Additional Charge | | | 20 | 20 |
| Operation Range (Outdoor) | Cooling | Min-Max | °C DB | -10~48 | -10~48 |
| | Heating | Min-Max | °C WB | -18~18 | -18~18 |
| Power Supply | | | | 1/220-240/50 | 1/220-240/50 |
| Power Supply Cable | | | | No.xmm ² 3C×2.5 | No.xmm ² 3C×2.5 |
| Transmission Cable | | | | No.xmm ² 4C×0.75 | No.xmm ² 4C×0.75 |
| Circuit Breaker | | | | A 25 | A 25 |
| Piping Length Total | | | | m 70 | m 75 |
| Piping Length per Branch | Max | | | m 25 | m 25 |
| Piping Elevation Difference | IDU-ODU | Max | m | 15 | 15 |
| | IDU-IDU | Max | m | 7.5 | 7.5 |
| Piping Connection | Liquid | mm(inch)×No. | | ø 6.35 (1/4)×4 | ø 6.35 (1/4)×5 |
| | Gas | mm(inch)×No. | | ø 9.52 (3/8)×4 | ø 9.52 (3/8)×5 |

Notes : 1. Capacities are based on the following conditions:
 Cooling : - Indoor Temperature 27°C DB / 19°C WB
 - Outdoor Temperature 35°C DB / 24°C WB
 Heating : - Indoor Temperature 20°C DB / 15°C WB
 - Outdoor Temperature 7°C DB / 6°C WB
 Piping Length - Interconnecting Piping Length 7.5m
 - Level Difference of Zero.

2. * : See page "Combination Table".
 3. Due to our policy of innovation some specifications may change without notification.
 4. At least two indoor units should be connected.
 5. Minimum combination capacity rate should be more than 40%.

UHXM110MA1

MULTI F



(Unit : mm)

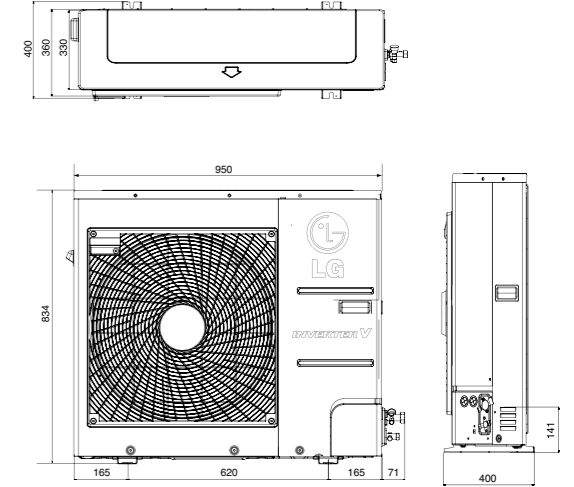
| Outdoor Unit | | | | UHXM110MA1 |
|-----------------------------|-------------------|--------------|---------------------|-----------------|
| Compressor | Type | | | Twin Rotary |
| Capacity * | Cooling | Min/Nom/Max | kW | 0.88/11.2/13.55 |
| | Heating | Min/Nom/Max | kW | 0.97/12.5/15 |
| Power Input * | Cooling | Min/Nom/Max | kW | 0.78/2.73/4.15 |
| | Heating | Min/Nom/Max | kW | 0.82/2.81/4.45 |
| Running Current | Cooling | Min/Nom/Max | A | 3.5/12.1/18.4 |
| | Heating | Min/Nom/Max | A | 3.6/12.5/19.7 |
| EER | | | | 4.38 |
| COP | | | | 4.42 |
| Airflow Rate | Nom | | m ³ /min | 34 |
| | | | I/S | 1,146 |
| Sound Pressure | Cooling | Nom | dB(A) | 53 |
| | Heating | Nom | dB(A) | 55 |
| Dimensions | WxHxD | | mm | 950x1,170x330 |
| Net Weight | | | | 84.0 |
| Refrigerant | Type | | | R410A |
| | Charge | | | 3,800 |
| | Additional Charge | | | 20 |
| Operation Range (Outdoor) | Cooling | Min-Max | °C DB | -10~48 |
| | Heating | Min-Max | °C WB | -18~18 |
| Power Supply | | | ø/V/Hz | 1/220-240/50 |
| Power Supply Cable | | | No.xmm ² | 3Cx3.5 |
| Transmission Cable | | | No.xmm ² | 4Cx0.75 |
| Circuit Breaker | | | A | 30 |
| Piping Length Total | | | m | 85 |
| Piping Length per Branch | Max | | m | 25 |
| | | | m | 15 |
| Piping Elevation Difference | IDU-ODU | Max | m | 15 |
| | IDU-IDU | Max | m | 7.5 |
| Piping Connection | Liquid | mm(inch)xNo. | | ø 6.35 (1/4)x5 |
| | Gas | mm(inch)xNo. | | ø 9.52 (3/8)x5 |

Notes : 1. Capacities are based on the following conditions:
 Cooling : - Indoor Temperature 27°C DB / 19°C WB
 - Outdoor Temperature 35°C DB / 24°C WB
 Heating : - Indoor Temperature 20°C DB / 15°C WB
 - Outdoor Temperature 7°C DB / 6°C WB
 Piping Length - Interconnecting Piping Length 7.5m
 - Level Difference of Zero.

2. * : See page "Combination Table".
 3. Due to our policy of innovation some specifications may change without notification.
 4. At least two indoor units should be connected.
 5. Minimum combination capacity rate should be more than 40%.

UHXM90BA0

MULTI FOX



(Unit : mm)

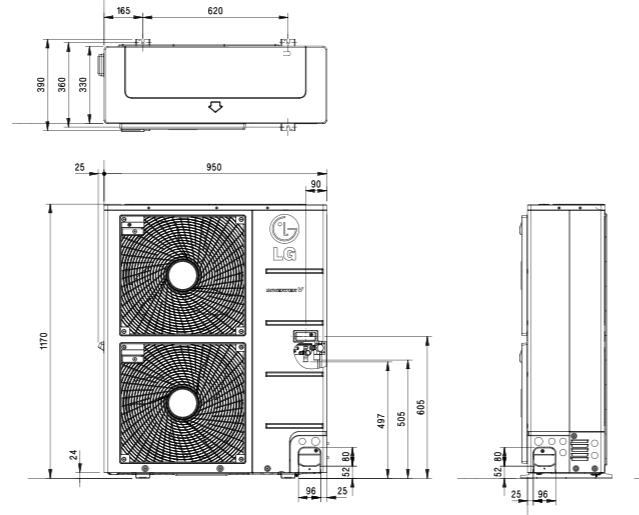
| Outdoor Unit | | | | UHXM90BA0 |
|-----------------------------|---------------------------------|-------------|---------------------|---------------------|
| Compressor | Type | | | Twin Rotary |
| Capacity * | Cooling | Min/Nom/Max | kW | 1.85/8.80/10.55 |
| | Heating | Min/Nom/Max | kW | 2.22/9.60/12.1 |
| Power Input * | Cooling | Min/Nom/Max | kW | 0.72/2.50/3.16 |
| | Heating | Min/Nom/Max | kW | 0.88/2.20/3.87 |
| Running Current | Cooling | Min/Nom/Max | A | 3.2/10.9/13.8 |
| | Heating | Min/Nom/Max | A | 3.9/9.6/16.9 |
| EER | | | | 3.43 |
| COP | | | | 4.38 |
| Airflow Rate | Nom | | m ³ /min | 36 |
| | | | I/S | 607 |
| Sound Pressure | Cooling | Nom | dB(A) | 52 |
| | Heating | Nom | dB(A) | 52 |
| Dimensions | WxHxD | | mm | 950x834x330 |
| Net Weight | | | | 64 |
| Refrigerant | Type | | | R410A |
| | Charge | | | 2,750 |
| | Additional Charge | | | 20g/m |
| Operation Range (Outdoor) | Cooling | Min-Max | °C DB | -10 ~ 46 |
| | Heating | Min-Max | °C WB | -10 ~ 24 |
| Power Supply | | | ø/V/Hz | 1/220-240/50 |
| Power Supply Cable | | | No.xmm ² | 3C x 2.5 |
| Transmission Cable | ODU-BD | | | No.xmm ² |
| Circuit Breaker | BD-IDU | | | No.xmm ² |
| | | | A | 25 |
| Max Piping Length | Total Piping(Main+Total Branch) | | m | 80 |
| | Main Piping | | m | 30 |
| | Total Branch Piping | | m | 50 |
| | Each Branch Piping | | m | 15 |
| Piping Elevation Difference | IDU-ODU | Max | m | 15 |
| | IDU-IDU | Max | m | 7.5 |
| Piping Connection | Liquid | mm(inch) | | ø 9.52(3/8) |
| | Gas | mm(inch) | | ø 19.05(3/4) |

Notes : 1. Capacities are based on the following conditions:
 Cooling : - Indoor Temperature 27°C DB / 19°C WB
 - Outdoor Temperature 35°C DB / 24°C WB
 Heating : - Indoor Temperature 20°C DB / 15°C WB
 - Outdoor Temperature 7°C DB / 6°C WB
 Piping Length - Interconnecting Piping Length 7.5m
 - Level Difference of Zero.

2. * : See page "Combination Table".
 3. Due to our policy of innovation some specifications may change without notification.
 4. At least two indoor units should be connected.
 5. Minimum combination capacity rate should be more than 40%.

UHXM120BA1

MULTI F OX



(Unit : mm)

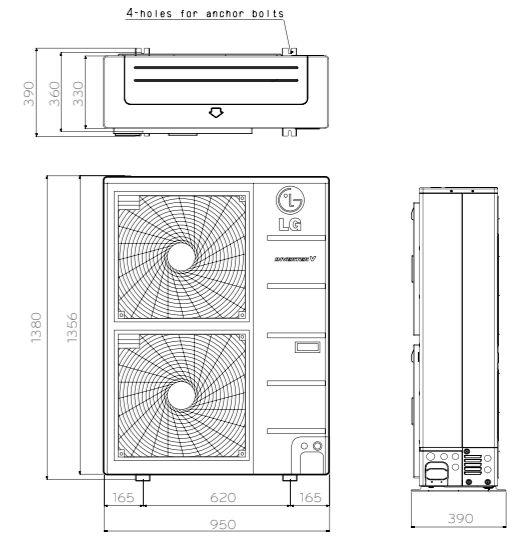
| Outdoor Unit | | | | UHXM120BA1 | |
|-----------------------------|---------------------------------|---------------------|---------------------|----------------|--|
| Compressor | Type | Twin Rotary | | | |
| Capacity * | Cooling | Min/Nom/Max | kW | 2.8/11.2/12.6 | |
| | Heating | Min/Nom/Max | kW | 3.1/12.5/15 | |
| Power Input * | Cooling | Min/Nom/Max | kW | 0.78/2.73/4.15 | |
| | Heating | Min/Nom/Max | kW | 0.82/2.81/4.45 | |
| Running Current | Cooling | Min/Nom/Max | A | 3.5/12.1/18.4 | |
| | Heating | Min/Nom/Max | A | 3.6/12.5/19.7 | |
| EER | | | | 4.26 | |
| COP | | | | 4.42 | |
| Airflow Rate | Nom | | m ³ /min | 68.6 | |
| | | | l/s | 1,144 | |
| Sound Pressure | Cooling | Nom | dBA | 53 | |
| | Heating | Nom | dBA | 58 | |
| Dimensions | WxHxD | | mm | 950×1,170×330 | |
| Net Weight | | | | 82.0 | |
| Refrigerant | Type | R410A | | | |
| | Charge | g | | 3,800 | |
| | Additional Charge | g/m | | 20 | |
| Operation Range (Outdoor) | Cooling | Min-Max | °C DB | -10~48 | |
| | Heating | Min-Max | °C WB | -18~18 | |
| Power Supply | | | ø/V/Hz | 1/220-240/50 | |
| Power Supply Cable | | | No.xmm ² | 3C×3.5 | |
| Transmission Cable | ODU-BD | No.xmm ² | | 4C×1.25 | |
| | BD-IDU | No.xmm ² | | 4C×0.75 | |
| Circuit Breaker | | | | A | |
| Max Piping Length | Total Piping(Main+Total Branch) | | m | 100 | |
| | Main Piping | | m | 50 | |
| | Total Branch Piping | | m | 50 | |
| | Each Branch Piping | | m | 15 | |
| Piping Elevation Difference | IDU-ODU | Max | m | 30 | |
| | IDU-IDU | Max | m | 15 | |
| Piping Connection | Liquid | mm(inch) | | ø 9.52 (3/8) | |
| | Gas | mm(inch) | | ø 19.05 (3/4) | |

Notes: 1. Capacities are based on the following conditions:
 Cooling : - Indoor Temperature 27°C DB / 19°C WB
 - Outdoor Temperature 35°C DB / 24°C WB
 Heating : - Indoor Temperature 20°C DB / 15°C WB
 - Outdoor Temperature 7°C DB / 6°C WB
 Piping Length - Interconnecting Piping Length 7.5m
 - Level Difference of Zero.

2. * : See page "Combination Table".
 3. Due to our policy of innovation some specifications may change without notification.
 4. At least two indoor units should be connected.
 5. Minimum combination capacity rate should be more than 40%.

I UHXM140BA1 / UHXM160BA1

MULTI F OX



(Unit : mm)

| Outdoor Unit | | | | UHXM140BA1 | | UHXM160BA1 | |
|-----------------------------|---------------------------------|---------------------|---------------------|---------------|--|---------------|--|
| Compressor | Type | Twin Rotary | | | | Twin Rotary | |
| Capacity * | Cooling | Min/Nom/Max | kW | 3.3/14.0/17.0 | | 4.0/15.5/18.5 | |
| | Heating | Min/Nom/Max | kW | 3.7/16.0/17.3 | | 4.5/17.4/18.8 | |
| Power Input * | Cooling | Min/Nom/Max | kW | 0.84/3.17/5.1 | | 1/3.86/5.86 | |
| | Heating | Min/Nom/Max | kW | 1.3/3.66/5.17 | | 1.49/3.9/6.19 | |
| Running Current | Cooling | Min/Nom/Max | A | 3.9/13.2/22.3 | | 4.6/16.1/25.7 | |
| | Heating | Min/Nom/Max | A | 6.9/15.6/22.7 | | 7.4/16.8/27.2 | |
| EER | | | | 4.87 | | 4.4 | |
| COP | | | | 4.77 | | 4.7 | |
| Airflow Rate | Nom | | m ³ /min | 71 | | 71 | |
| | | | l/s | 1,176 | | 1,176 | |
| Sound Pressure | Cooling | Nom | dBA | 54 | | 54 | |
| | Heating | Nom | dBA | 58 | | 59 | |
| Dimensions | WxHxD | | mm | 950×1,380×330 | | 950×1,380×330 | |
| Net Weight | | | | 96.0 | | 96.0 | |
| Refrigerant | Type | R410A | | | | R410A | |
| | Charge | g | | 4,400 | | 4,400 | |
| | Additional Charge | g/m | | 20 | | 20 | |
| Operation Range (Outdoor) | Cooling | Min-Max | °C DB | -10~48 | | -10~48 | |
| | Heating | Min-Max | °C WB | -18~18 | | -18~18 | |
| Power Supply | | | ø/V/Hz | 1/220-240/50 | | 1/220-240/50 | |
| Power Supply Cable | | | No.xmm ² | 3C×4.0 | | 3C×4.0 | |
| Transmission Cable | ODU-BD | No.xmm ² | | 4C×1.25 | | 4C×1.25 | |
| | BD-IDU | No.xmm ² | | 4C×0.75 | | 4C×0.75 | |
| Circuit Breaker | | | | A | | 40 | |
| Max Piping Length | Total Piping(Main+Total Branch) | | m | 135 | | 145 | |
| | Main Piping | | m | 55 | | 55 | |
| | Total Branch Piping | | m | 80 | | 90 | |
| | Each Branch Piping | | m | 15 | | 15 | |
| Piping Elevation Difference | IDU-ODU | Max | m | 30 | | 30 | |
| | IDU-IDU | Max | m | 15 | | 15 | |
| Piping Connection | Liquid | mm(inch) | | ø 9.52 (3/8) | | ø 9.52 (3/8) | |
| | Gas | mm(inch) | | ø 19.05 (3/4) | | ø 19.05 (3/4) | |

Notes: 1. Capacities are based on the following conditions:
 Cooling : - Indoor Temperature 27°C DB / 19°C WB
 - Outdoor Temperature 35°C DB / 24°C WB
 Heating : - Indoor Temperature 20°C DB / 15°C WB
 - Outdoor Temperature 7°C DB / 6°C WB
 Piping Length - Interconnecting Piping Length 7.5m
 - Level Difference of Zero.

2. * : See page "Combination Table".
 3. Due to our policy of innovation some specifications may change without notification.
 4. At least two indoor units should be connected.
 5. Minimum combination capacity rate should be more than 40%.



INDOOR UNITS



WALL MOUNTED

Filtering

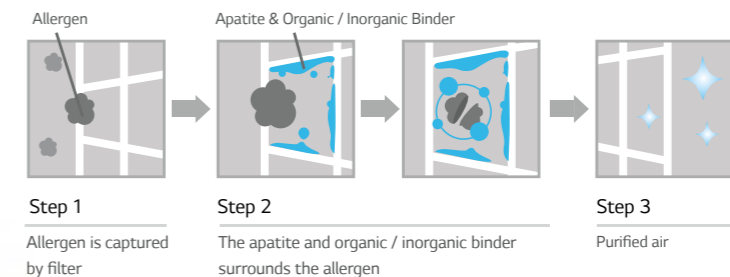
Filters are scientifically proven to deactivate viruses that may pose risks to health.

Virus Deactivation

The LG virus & allergy safe filter blocks neuramidase and hemagglutinin, which is activated when the virus breaks up from host cell to proliferate.

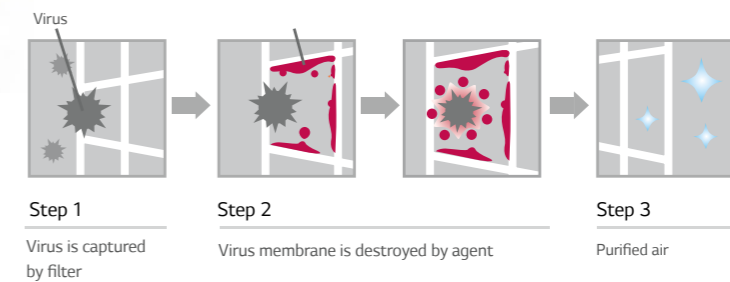
Allergy Filter

Allergy care filter coated with allergy decomposition substance



Virus Filter

Sterilising filter with anti-virus coating



| Artcool |




| Standard |
(Allergy Safe Filter Only)



WALL MOUNTED

Triple Filter

Eliminates chemical particles and other odour emanating from different sources including tobacco.



- 1 VOC filter**
removes odour and hazardous VOCs that are discharged from household materials made out of chemical substances (carpet, paint, cleaners, furniture, etc.) (VOC= Volatile Organic Chemical)
- 2 Formaldehyde filter**
blocks formaldehyde.
- 3 Common odour filter**
removes ordinary odours.

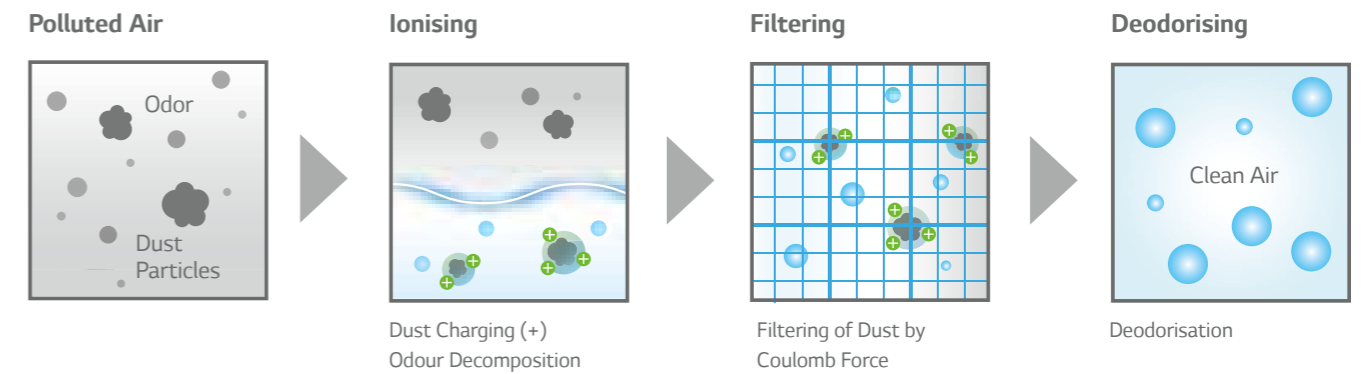
Auto Cleaning

A major cause of air conditioner odours is mould and bacteria that can breed in the heat exchanger. The auto clean function dries the wet heat exchanger to prevent mould and bacteria from breeding which can significantly reduce smells and help reduce cleaning frequency.




Eliminating (Plasma Filter)

Tiny dust particles are burnt and eliminated when captured by the electric field. The plasma air purifying system can reduce microscopic contaminants and dust. This filter removes house mites, micro dust, and pet fur.



LG Skew Fan

Tilting the fan blades by 15° reduces the air surface pressure on the fan, resulting in reduced peak air noise.



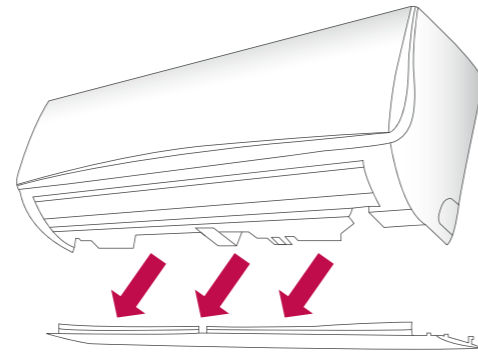
When the fan rotates, the stabiliser and the fan blade are in parallel (= the contact of lines)
→ Instantaneous pressure change generates noise.

When the fan rotates, the stabiliser and the fan blade are not in parallel (= the contact of points)
→ Instantaneous pressure change is decreased, reducing fan noise.

WALL MOUNTED SPLIT

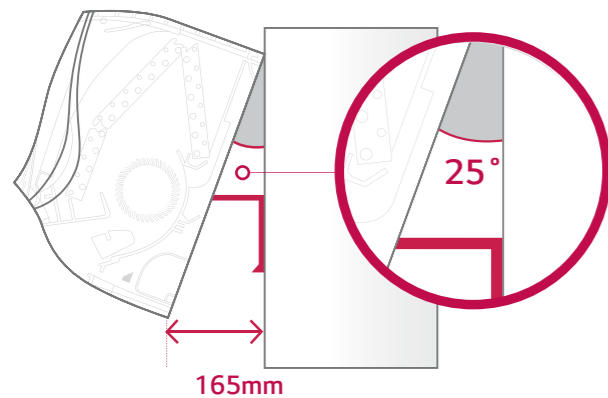
Detachable Bottom Cover

Due to the structure of the unit, the detachable bottom cover can be removed for easier installation.



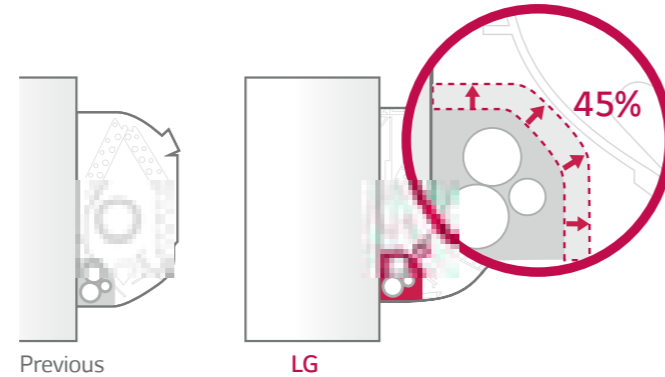
Installation Support Clip

A support clip creates space between the wall and the unit for easier installation.



Wider Piping Space

The piping space is up to 45% wider than previous models for easier installation. The piping space is wider than many products currently on the market.



Variety of Indoor Units

| Capacity (kW) | 2.1 | 2.6 | 3.5 | 5.3 | 7.0 |
|-----------------------|------------|------------|------------|------------|------------|
| Wall Mounted Standard | MS07AH1 | MS09AH1 | MS12AH1 | MS18AH1 | MS24AH1 |
| ART COOL Mirror | NHXM20S2A1 | NHXM30S2A1 | NHXM40S2A1 | NHXM50S2A1 | NHXM70S2A1 |
| ART COOL Gallery | | MA09AH-NF1 | MA12AH-NF1 | | |

Specifications

| Indoor Unit | | | | MS07AH1 | MS09AH1 | MS12AH1 | MS18AH1 | MS24AH1 |
|-----------------------|-----------------|-----------------|---------------------|--------------|--------------|--------------|----------------|----------------|
| Capacity | Cooling/Heating | Nom | kW | 2.1/2.3 | 2.6/2.9 | 3.5/3.9 | 5.3/5.8 | 6.7/7.5 |
| Running Current | Cooling/Heating | Nom | A | 0.1 | 0.2 | 0.2 | 0.3 | 0.3 |
| Power Supply | | | ø/V/Hz | 1/220-240/50 | 1/220-240/50 | 1/220-240/50 | 1/220-240/50 | 1/220-240/50 |
| Air Flow Rate | | High/Medium/Low | m ³ /min | 8.1/6.9/6.3 | 7.0/6.5/6.0 | 9.5/8.0/6.5 | 16.2/14.2/12.3 | 20.4/17.0/13.2 |
| | | | I/S | 135/115/105 | 117/108/100 | 158/150/142 | 270/237/205 | 340/283/220 |
| Sound Pressure | Cooling | High/Medium/Low | dBA | 36/30/27 | 34/31/27 | 39/36/31 | 37/33/28 | 42/39/36 |
| Dehumidification Rate | | | l/h | 0.9 | 1.1 | 1.2 | 1.9 | 2.6 |
| Dimensions | Body | WxHxD | mm | 756×270×190 | 895×289×215 | 895×289×215 | 1,030×325×255 | 1,030×325×255 |
| Net Weight | Body | | kg | 7.2 | 9.0 | 9.0 | 13.0 | 13.0 |
| Piping Connection | Liquid | | mm(inch) | ø 6.35 (1/4) | ø 6.35 (1/4) | ø 6.35 (1/4) | ø 6.35 (1/4) | ø 6.35 (1/4) |
| | Gas | | mm(inch) | ø 9.52 (3/8) | ø 9.52 (3/8) | ø 9.52 (3/8) | ø 12.7 (1/2) | ø 12.7 (1/2) |

| Indoor Unit | | | | NHXM20S2A1 | NHXM30S2A1 | NHXM40S2A1 | NHXM50S2A1 | NHXM70S2A1 |
|-----------------------|-----------------|-----------------|---------------------|--------------|--------------|--------------|----------------|----------------|
| Capacity | Cooling/Heating | Nom | kW | 2.1/2.3 | 2.6/2.9 | 3.5/3.9 | 5.3/5.8 | 6.7/7.5 |
| Running Current | Cooling/Heating | Nom | A | 0.1 | 0.2 | 0.2 | 0.3 | 0.3 |
| Power Supply | | | ø/V/Hz | 1/220-240/50 | 1/220-240/50 | 1/220-240/50 | 1/220-240/50 | 1/220-240/50 |
| Air Flow Rate | | High/Medium/Low | m ³ /min | 5.6/5.0/4.6 | 7.0/6.5/6.0 | 9.5/8.0/6.5 | 16.2/14.2/12.3 | 20.4/17.0/13.2 |
| | | | I/S | 93/83/77 | 117/108/100 | 158/133/108 | 270/237/205 | 340/283/220 |
| Sound Pressure | Cooling | High/Medium/Low | dBA | 33/30/26 | 34/31/27 | 39/36/31 | 37/33/28 | 42/39/36 |
| Dehumidification Rate | | | l/h | 0.9 | 1.1 | 1.2 | 1.9 | 2.6 |
| Dimensions | Body | WxHxD | mm | 895×289×205 | 895×289×205 | 895×289×205 | 1,030×325×245 | 1,030×325×245 |
| Net Weight | Body | | kg | 10.2 | 10.2 | 10.2 | 14.2 | 14.2 |
| Piping Connection | Liquid | | mm(inch) | ø 6.35 (1/4) | ø 6.35 (1/4) | ø 6.35 (1/4) | ø 6.35 (1/4) | ø 6.35 (1/4) |
| | Gas | | mm(inch) | ø 9.52 (3/8) | ø 9.52 (3/8) | ø 9.52 (3/8) | ø 12.7 (1/2) | ø 12.7 (1/2) |

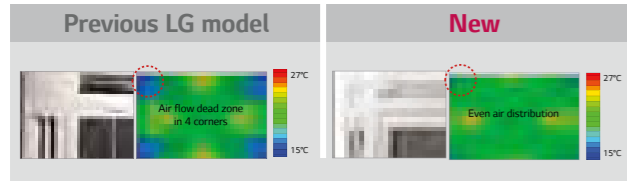

| Indoor Unit | | | | MA09AH-NF1 | MA12AH-NF1 |
|-----------------------|-----------------|-----------------|---------------------|--------------|--------------|
| Capacity | Cooling/Heating | Nom | kW | 2.64 / 2.93 | 3.52 / 3.87 |
| Running Current | Cooling/Heating | Nom | A | 0.08 | 0.08 |
| Power Supply | | | ø/V/Hz | 1/220-240/50 | 1/220-240/50 |
| Air Flow Rate | | High/Medium/Low | m ³ /min | 7.7/5.9/4.4 | 8.9/7.3/5.6 |
| | | | I/S | 128/98/73 | 148/122/93 |
| Sound Pressure | Cooling | High/Medium/Low | dBA | 38/32/27 | 44/38/32 |
| Dehumidification Rate | | | l/h | 1.2 | 1.4 |
| Dimensions | Body | WxHxD | mm | 600×600×146 | 600×600×146 |
| Net Weight | Body | | kg | 15.0 | 15.0 |
| Piping Connection | Liquid | | mm(inch) | ø 6.35(1/4) | ø 6.35(1/4) |
| | Gas | | mm(inch) | ø 9.52(3/8) | ø 9.52(3/8) |

Note : Due to our policy of innovation some specifications may be changed without notification.

CEILING CASSETTE

Wide Air Flow

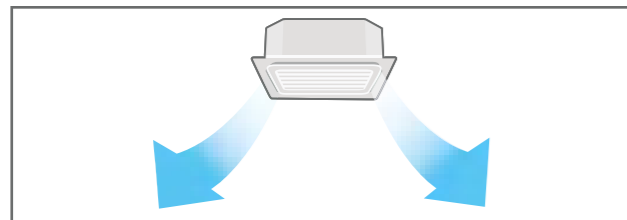
Improved vanes reduce the curved area and provide better air and temperature distribution.



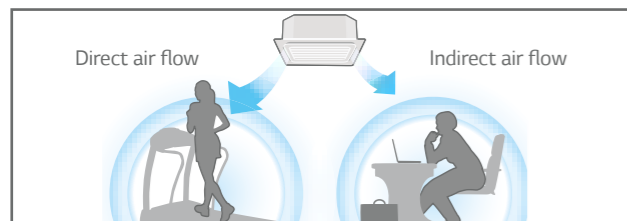
Independent Vane Control

The Independent Vane Operation feature uses separate motors, making it possible to control all four vanes independently.

All vane operation



Independent Vane Control

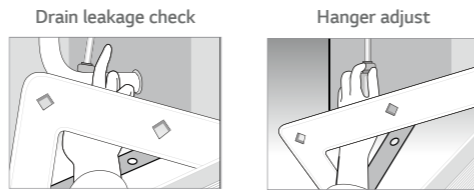
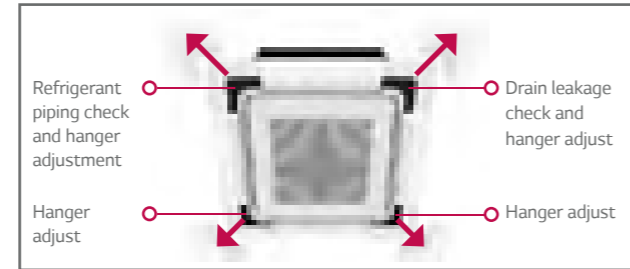


* Wired remote controller PQRCVSL0(QW) required

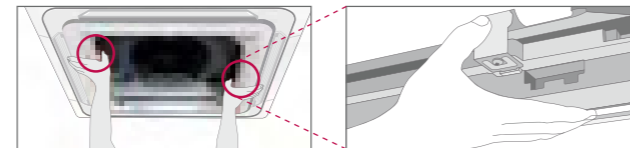
Convenient Panel Installation

The detachable corner design makes it easy to adjust the hanger during installation and to check for leakages in the drain connection pipe.

Detachable Corner Design

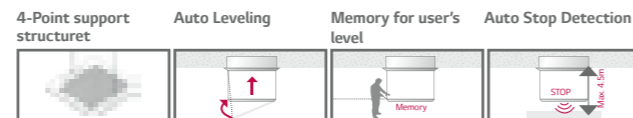


It is easy to install the panel to the body, using the button type panel design.



Auto Elevation Grille (PTEGM0)

Easy filter cleaning with elevation grill



* Operating with wired remote controller PQRCVSL0(QW) and wireless remote controller included in PTEGM0.

* Excludes NHXM40C4A1 / NHXM50C4A1

* Applied to cassette panel PT-UMC1

Variety of indoor units

| Capacity (kW) | 2.6 | 3.5 | 5.3 | 7.0 |
|------------------------|------------|------------|------------|------------|
| 1-Way Cassette Type | NHXM30C1A1 | NHXM40C1A1 | | |
| 4-Way Cassette Type | | NHXM40C4A1 | NHXM50C4A1 | NHXM70C4A1 |

Specifications

| Indoor Unit | | | | NHXM30C1A1 | NHXM40C1A1 |
|-----------------------|-----------------|-----------------|---------------------|--------------|--------------|
| Capacity | Cooling/Heating | Nom | kW | 2.6/2.9 | 3.5/3.9 |
| Running Current | Cooling/Heating | Nom | A | 0.2 | 0.2 |
| Power Supply | | | ø/V/Hz | 1/220-240/50 | 1/220-240/50 |
| Air Flow Rate | | High/Medium/Low | m ³ /min | 7.5/7.3/6.8 | 8.1/7.4/7.0 |
| | | | l/s | 125/122/113 | 135/123/117 |
| Sound Pressure | Cooling | High/Medium/Low | dBA | 36/34/32 | 37/36/33 |
| Dehumidification Rate | | | l/h | 1.1 | 1.2 |
| Dimensions | Body | WxHxD | mm | 860×132×450 | 860×132×450 |
| Net Weight | Body | | kg | 13.5 | 13.5 |
| Piping Connection | Liquid | | mm(inch) | ø 6.35 (1/4) | ø 6.35 (1/4) |
| | Gas | | mm(inch) | ø 9.52 (3/8) | ø 9.52 (3/8) |
| Decoration Panel | Model | | | PT-UUC1 | PT-UUC1 |
| | Color | | | Morning Fog | Morning Fog |
| | Dimensions | WxHxD | mm | 1,100×34×500 | 1,100×34×500 |
| | Weight | | kg | 4.4 | 4.4 |

| Indoor Unit | | | | NHXM40C4A1 | NHXM50C4A1 | NHXM70C4A1 |
|-----------------------|-----------------|-----------------|---------------------|--------------|----------------|----------------|
| Capacity | Cooling/Heating | Nom | kW | 3.5/3.9 | 5.3 /5.8 | 6.7/7.5 |
| Running Current | Cooling/Heating | Nom | A | 0.4 | 0.4 | 0.6 |
| Power Supply | | | ø/V/Hz | 1/220-240/50 | 1/220-240/50 | 1/220-240/50 |
| Air Flow Rate | | High/Medium/Low | m ³ /min | 9.5/8.0/7.0 | 13.0/12.0/11.0 | 17.0/15.0/13.0 |
| | | | l/s | 158/133/117 | 217/200/183 | 283/250/217 |
| Sound Pressure | Cooling | High/Medium/Low | dBA | 38/35/32 | 41/39/36 | 38/36/34 |
| Dehumidification Rate | | | l/h | 1.7 | 2.1 | 2.4 |
| Dimensions | Body | WxHxD | mm | 570×214×570 | 570×256×570 | 840×204×840 |
| Net Weight | Body | | kg | 14.0 | 15.5 | 20.5 |
| Piping Connection | Liquid | | mm(inch) | ø 6.35 (1/4) | ø 6.35 (1/4) | ø 6.35 (1/4) |
| | Gas | | mm(inch) | ø 9.52 (3/8) | ø 12.7 (1/2) | ø 12.7 (1/2) |
| Decoration Panel | Model | | | PT-UQC | PT-UQC | PT-UMC1 |
| | Color | | | Morning Fog | Morning Fog | Morning Fog |
| | Dimensions | WxHxD | mm | 700×22×700 | 700×22×700 | 950×25×950 |
| | Weight | | kg | 3.0 | 3.0 | 5.0 |

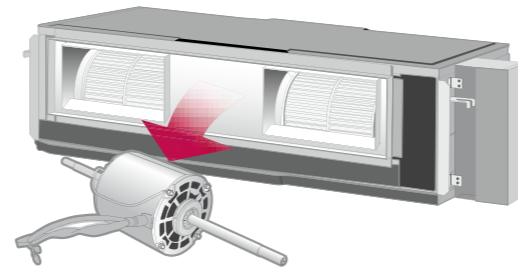
Note : Due to our policy of innovation some specifications may change without notification.

CEILING CONCEALED DUCT

E.S.P: External Static Pressure

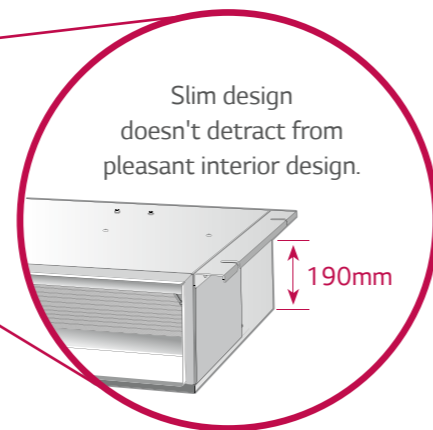


EZ Tuning ensures that the air conditioning system operates at its specified performance regardless of changes in ESP (External Static Pressure) by allowing the adjustment and control of fan speed at installation. This results in being able to obtain and maintain the required air flow rate.



Slim Duct

The LG slim ducted fan coil unit are a good solution for apartments or hotel rooms with narrow ceiling space with a height of 190mm for 2.6kw up to 7.0kw. A drain pump is fitted as standard to drain condensate water out where drain gradient is insufficient.



Drain Pump

An auxiliary condensate drain pump is available as an option for all LG ducted indoor units. This is an ideal solution where drain fall is limited or unavailable. This will lift water up to a 700mm height above the drain outlet.



Variety of indoor units

| Capacity (kW) | | 2.6 | 3.5 | 5.3 | 7.0 | 8.8 | 10.6 |
|------------------|--|------------|------------|------------|------------|------------|-------------|
| Low Static Duct | | NHXM30D3A0 | NHXM40D3A0 | NHXM50D3A0 | NHXM70D3A0 | | |
| High Static Duct | | | | NHXM50D1A1 | NHXM70D1A1 | NHXM90D1A0 | NHXM110D1A0 |

Specifications

| Indoor Unit | | | | NHXM30D3A0 | NHXM40D3A0 | NHXM50D3A0 | NHXM70D3A0 |
|--------------------------|-----------------|-----------------|---------------------|--------------|--------------|----------------|----------------|
| Capacity | Cooling/Heating | Nom | kW | 2.6/2.9 | 3.5/3.9 | 5.3/5.8 | 7.0/7.4 |
| Running Current | Cooling/Heating | Nom | A | 1.02 | 1.02 | 1.6 | 1.6 |
| Power Supply | | | ø/V/Hz | 1/220-240/50 | 1/220-240/50 | 1/220-240/50 | 1/220-240/50 |
| Air Flow Rate | | High/Medium/Low | m ³ /min | 8.5/7.5/6.5 | 9.5/8.5/7.5 | 15.0/13.5/11.5 | 17.0/15.0/13.5 |
| | | | I/S | 142/125/108 | 158/142/125 | 250/225/192 | 283/250/225 |
| Sound Pressure | Cooling | High/Medium/Low | dBA | 31/26/25 | 33/31/26 | 34/31/29 | 36/34/32 |
| Dehumidification Rate | | | l/h | 1.0 | 1.2 | 2.0 | 2.5 |
| Dimensions | Body | WxHxD | mm | 820X190X575 | 820X190X575 | 1,100X190X575 | 1,100X190X575 |
| Net Weight | Body | | kg | 20.5 | 20.5 | 26.5 | 27.0 |
| Piping Connection | Liquid | | mm(inch) | ø 6.35 (1/4) | ø 6.35 (1/4) | ø 6.35 (1/4) | ø 6.35 (1/4) |
| | Gas | | mm(inch) | ø 9.52 (3/8) | ø 9.52 (3/8) | ø 12.7 (1/2) | ø 12.7 (1/2) |
| External Static Pressure | | Min-Max | mmAq(Pa) | 0-4 (0-39) | 0-4 (0-39) | 0-4 (0-39) | 0-4 (0-39) |

| Indoor Unit | | | | NHXM50D1A1 | NHXM70D1A1 | NHXM90D1A0 | NHXM110D1A0 |
|--------------------------|-----------------|-----------------|---------------------|----------------|----------------|----------------|----------------|
| Capacity | Cooling/Heating | Nom | kW | 5.3 / 5.8 | 7.0 / 7.7 | 8.8/9.7 | 10.6/11.6 |
| Running Current | Cooling/Heating | Nom | A | 1.0 | 1.1 | 2.35 | 2.35 |
| Power Supply | | | ø/V/Hz | 1/220-240/50 | 1/220-240/50 | 1/220-240/50 | 1/220-240/50 |
| Air Flow Rate | | High/Medium/Low | m ³ /min | 16.5/14.5/13.0 | 18.0/16.5/14.0 | 26.5/23.0/20.0 | 32.0/29.0/26.0 |
| | | | I/S | 275/242/217 | 300/275/233 | 442/383/333 | 533/483/433 |
| Sound Pressure | Cooling | High/Medium/Low | dBA | 36/34/32 | 36/35/33 | 40/38/35 | 42/39/36 |
| Dehumidification Rate | | | l/h | 2.0 | 2.5 | 3.3 | 4.0 |
| Dimensions | Body | WxHxD | mm | 882X260X450 | 882X260X450 | 1,180X298X450 | 1,180X298X450 |
| Net Weight | Body | | kg | 26.0 | 26.0 | 38.0 | 38.0 |
| Piping Connection | Liquid | | mm(inch) | ø 6.35 (1/4) | ø 6.35 (1/4) | ø 6.35 (1/4) | ø 6.35 (1/4) |
| | Gas | | mm(inch) | ø 12.7 (1/2) | ø 12.7 (1/2) | ø 15.88 (5/8) | ø 15.88 (5/8) |
| External Static Pressure | | Min-Max | mmAq(Pa) | 2.5-8 (25-78) | 2.5-8 (25-78) | 4.0-10 (39-98) | 4.0-10 (39-98) |

Note : Due to our policy of innovation some specifications may change without notification.

ACCESSORIES

Distributor Boxes

PMBD3620, PMBD7220, PMBD3630, PMBD7230, PMBD3640, PMBD3641


Flexible installation using a range of Distributor Boxes.

| For | 2 Indoors | 3 Indoors | 4 Indoors |
|-------------|---|---|---|
| Distributor | PMBD3620 PMBD7220  | PMBD3630 PMBD7230  | PMBD3640 PMBD3641  |

Various distributors can make much easier installation for any sites

Features

- Distribution of refrigerant to various indoor units.
- 3 models (2, 3, 4 indoor units)
- Consists of LEVs
- Controlling PCB
- Internally insulated (helps prevent any chances to condensation)
- Flare joints for easy and clean installation
- Compact design (low height)
- Flexible installation



Specifications Distributors Boxes

| | | 2 Indoors | | 3 Indoors | | 4 Indoors | |
|-------------------------------------|--------------------------|---------------------|--------------------------------------|--------------------------------------|--------------------------------------|--------------------------------------|--------------------------------------|
| | | PMBD3620 | PMBD7220 | PMBD3630 | PMBD7230 | PMBD3640 | PMBD3641 |
| Connectable Indoor Units | Number of Indoor Units | 1-2 | 1-2 | 1-3 | 1-3 | 1-4 | 1-4 |
| | Capacity | kW | 2.1/2.6/3.5/5.3/7 | 5.3/7/8.8/10.6 | 2.1/2.6/3.5/5.3/7 | 5.3/7/8.8/10.6 | 2.1/2.6/3.5/5.3/7 |
| Power Supply | øV/Hz | 1, 220-240, 50 | 1, 220-240, 50 | 1, 220-240, 50 | 1, 220-240, 50 | 1, 220-240, 50 | 1, 220-240, 50 |
| Power Consumption | H/M/L | W | 10 | 10 | 10 | 10 | 10 |
| Running Current | H/M/L | A | 0.05 | 0.05 | 0.05 | 0.05 | 0.05 |
| Dimensions | WxHxD | inch(mm) | 11.9x5.6x9.9 (302x143x252) | 11.9x5.6x9.9 (302x143x252) | 11.9x5.6x9.9 (302x143x252) | 11.9x5.6x9.9 (302x143x252) | 11.9x5.6x9.9 (302x143x252) |
| Net Weight | Indoor Unit | kg | 4.8 | 4.8 | 4.9 | 4.9 | 5.0 |
| Connecting Cable | Direction - Indoor Unit | No.*mm ² | 4x0.75 (Includes earth) 4x1.25 | 4x0.75 (Includes earth) 4x1.25 | 4x0.75 (Includes earth) 4x1.25 | 4x0.75 (Includes earth) 4x1.25 | 4x0.75 (Includes earth) 4x1.25 |
| | Direction - Outdoor Unit | No.*mm ² | 4x0.75 (Includes earth) 4x1.25 | 4x0.75 (Includes earth) 4x1.25 | 4x0.75 (Includes earth) 4x1.25 | 4x0.75 (Includes earth) 4x1.25 | 4x0.75 (Includes earth) 4x1.25 |
| Piping Connection (To Outdoor Unit) | Liquid | inch(mm) | 3/8 (9.52) | 3/8 (9.52) | 3/8 (9.52) | 3/8 (9.52) | 3/8 (9.52) |
| | Gas | inch(mm) | 3/4 (19.05) | 3/4 (19.05) | 3/4 (19.05) | 3/4 (19.05) | 3/4 (19.05) |
| Piping Connection (To Indoor Unit) | Liquid | inch(mm) | 1/4 (6.35)x2EA | 1/4 (6.35)x2EA | 1/4 (6.35)x3EA | 1/4 (6.35)x3EA | 1/4 (6.35)x4EA |
| | Gas | inch(mm) | 3/8 (9.52)x2EA | 5/8 (15.88)x2EA | 3/8 (9.52)x3EA | 1/2 (12.7)x1EA 5/8 (15.88)x2EA | 3/8 (9.52)x4EA |

Note : 1. Distributor box should be located within 15m run and 10m in elevation from all indoor units.

2. The piping connection must suit the piping sizes of the indoor unit which will be connected. (If need, use the adaptor which is included in the indoor unit)

3. The distribution box should be installed inside the building.

Y Branch and Branch Kits

PMBL5620 (2units)



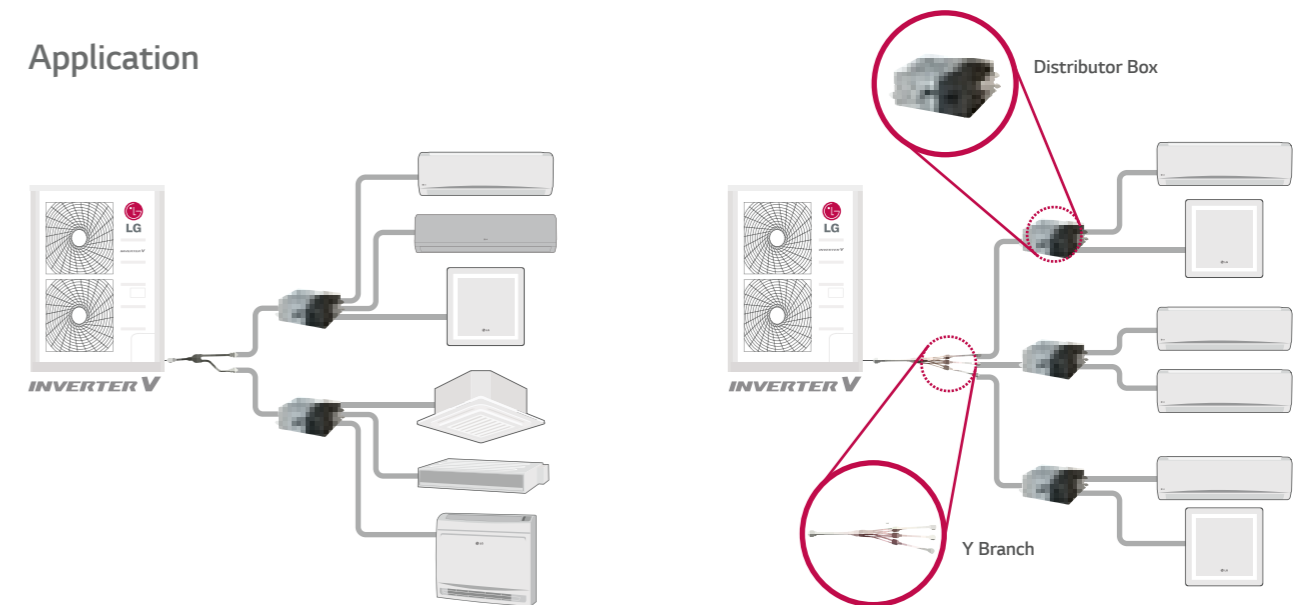
PMBL1203F0 (3units)



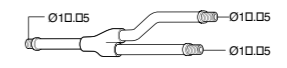
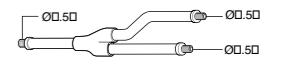
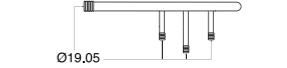
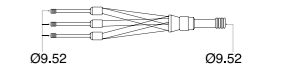
Features

- Y Branch and Branch kits make MULTI FDX installation easier.
- Y Branch and Branch kits for both gas and liquid are provided.
- Insulation material is also provided for covering the branches.

Application



Accessory Model Name

| Model Name | No. of BD units | Applicable Model | Specification | |
|------------|-----------------|------------------|---|---|
| | | | Gas | Liquid |
| PMBL5620 | 2 units | 1ø, 3ø |  |  |
| PMBL1203F0 | 3 units | 1ø, 3ø |  |  |

(Unit : mm)

I COMBINATION TABLE I

UHXM90BA0

| Operation | Combination (kBtu/h) | | | | | Cooling | | | | | | | | | | |
|-----------|----------------------|--------|--------|--------|-------|--------------------|--------|--------|--------|---------------------|-------|------|-----------------|--------|-------|-------|
| | | | | | | Each Capacity (kW) | | | | Total Capacity (kW) | | | Total Input (W) | | | |
| | UNIT-A | UNIT-B | UNIT-C | UNIT-D | Total | UNIT-A | UNIT-B | UNIT-C | UNIT-D | Min | Rated | Max | Min | Rating | Max | |
| 1Unit | 7 | - | - | - | 7 | 2.1 | - | - | - | 1.9 | 2.1 | 2.3 | 720 | 720 | 790 | |
| | 9 | - | - | - | 9 | 2.6 | - | - | - | 1.9 | 2.6 | 2.9 | 720 | 820 | 1,000 | |
| | 12 | - | - | - | 12 | 3.5 | - | - | - | 2.1 | 3.5 | 3.9 | 774 | 1,070 | 1,480 | |
| | 18 | - | - | - | 18 | 5.3 | - | - | - | 3.2 | 5.3 | 5.8 | 1,209 | 1,610 | 2,110 | |
| | 24 | - | - | - | 24 | 7.0 | - | - | - | 4.2 | 7.1 | 7.5 | 1,650 | 1,920 | 3,060 | |
| 2Unit | 7 | 7 | - | - | 14 | 2.1 | 2.1 | - | - | 2.5 | 4.1 | 4.7 | 834 | 1,100 | 2,040 | |
| | 7 | 9 | - | - | 16 | 2.1 | 2.6 | - | - | 2.8 | 4.7 | 5.4 | 1,094 | 1,220 | 2,190 | |
| | 9 | 9 | - | - | 18 | 2.6 | 2.6 | - | - | 3.2 | 5.3 | 6.1 | 1,265 | 1,510 | 2,570 | |
| | 7 | 12 | - | - | 19 | 2.1 | 3.5 | - | - | 3.4 | 5.6 | 6.1 | 1,311 | 1,640 | 2,730 | |
| | 9 | 12 | - | - | 21 | 2.6 | 3.5 | - | - | 3.7 | 6.2 | 6.8 | 1,490 | 1,750 | 2,850 | |
| | 12 | 12 | - | - | 24 | 3.5 | 3.5 | - | - | 4.2 | 7.1 | 7.8 | 1,653 | 1,980 | 3,070 | |
| | 7 | 18 | - | - | 25 | 2.1 | 5.3 | - | - | 4.4 | 7.4 | 8.5 | 1,746 | 2,130 | 3,100 | |
| | 9 | 18 | - | - | 27 | 2.6 | 5.3 | - | - | 4.8 | 7.9 | 9.1 | 1,893 | 2,310 | 3,130 | |
| | 12 | 18 | - | - | 30 | 3.5 | 5.3 | - | - | 5.3 | 8.8 | 9.7 | 1,979 | 2,650 | 3,160 | |
| | 7 | 24 | - | - | 31 | 2.0 | 6.8 | - | - | 5.3 | 8.8 | 9.7 | 1,979 | 2,650 | 3,160 | |
| | 9 | 24 | - | - | 33 | 2.4 | 6.4 | - | - | 5.3 | 8.8 | 9.7 | 1,979 | 2,650 | 3,160 | |
| | 18 | 18 | - | - | 36 | 4.4 | 4.4 | - | - | 5.3 | 8.8 | 9.7 | 1,979 | 2,650 | 3,160 | |
| | 12 | 24 | - | - | 36 | 2.9 | 5.9 | - | - | 5.3 | 8.8 | 9.7 | 1,979 | 2,650 | 3,160 | |
| | 18 | 24 | - | - | 42 | 3.8 | 5.0 | - | - | 5.3 | 8.8 | 9.7 | 1,979 | 2,650 | 3,160 | |
| | 24 | 24 | - | - | 48 | 4.4 | 4.4 | - | - | 5.3 | 8.8 | 9.7 | 1,979 | 2,650 | 3,160 | |
| 3Unit | 7 | 7 | 7 | - | 21 | 2.1 | 2.1 | 2.1 | - | 3.7 | 6.2 | 7.1 | 1,490 | 1,680 | 2,820 | |
| | 7 | 7 | 9 | - | 23 | 2.1 | 2.1 | 2.6 | - | 4.1 | 6.8 | 7.8 | 1,575 | 1,850 | 2,910 | |
| | 7 | 9 | 9 | - | 25 | 2.1 | 2.6 | 2.6 | - | 4.4 | 7.4 | 8.5 | 1,746 | 2,060 | 3,070 | |
| | 7 | 7 | 12 | - | 26 | 2.1 | 2.1 | 3.5 | - | 4.6 | 7.6 | 8.8 | 1,800 | 2,170 | 3,080 | |
| | 9 | 9 | 9 | - | 27 | 2.6 | 2.6 | 2.6 | - | 4.8 | 7.9 | 9.1 | 1,893 | 2,260 | 3,100 | |
| | 7 | 9 | 12 | - | 28 | 2.1 | 2.6 | 3.5 | - | 4.9 | 8.2 | 9.5 | 1,909 | 2,350 | 3,120 | |
| | 9 | 9 | 12 | - | 30 | 2.6 | 2.6 | 3.5 | - | 5.3 | 8.8 | 9.9 | 1,948 | 2,590 | 3,160 | |
| | 7 | 12 | 12 | - | 31 | 2.0 | 3.4 | 3.4 | - | 5.3 | 8.8 | 9.9 | 1,948 | 2,590 | 3,160 | |
| | 7 | 7 | 18 | - | 32 | 1.9 | 1.9 | 4.9 | - | 5.3 | 8.8 | 10.1 | 1,948 | 2,590 | 3,160 | |
| | 9 | 12 | 12 | - | 33 | 2.4 | 3.2 | 3.2 | - | 5.3 | 8.8 | 9.9 | 1,948 | 2,590 | 3,160 | |
| | 7 | 9 | 18 | - | 34 | 1.8 | 2.3 | 4.7 | - | 5.3 | 8.8 | 10.1 | 1,948 | 2,590 | 3,160 | |
| | 12 | 12 | 12 | - | 36 | 2.9 | 2.9 | 2.9 | - | 5.3 | 8.8 | 9.9 | 1,948 | 2,590 | 3,160 | |
| | 9 | 9 | 18 | - | 36 | 2.2 | 2.2 | 4.4 | - | 5.3 | 8.8 | 9.9 | 1,948 | 2,590 | 3,160 | |
| | 7 | 12 | 18 | - | 37 | 1.7 | 2.9 | 4.3 | - | 5.3 | 8.8 | 9.9 | 1,948 | 2,590 | 3,160 | |
| | 7 | 7 | 24 | - | 38 | 1.6 | 1.6 | 5.6 | - | 5.3 | 8.8 | 9.9 | 1,948 | 2,590 | 3,160 | |
| | 9 | 12 | 18 | - | 39 | 2.0 | 2.7 | 4.1 | - | 5.3 | 8.8 | 9.9 | 1,948 | 2,590 | 3,160 | |
| | 7 | 9 | 24 | - | 40 | 1.5 | 2.0 | 5.3 | - | 5.3 | 8.8 | 9.9 | 1,948 | 2,590 | 3,160 | |
| | 12 | 12 | 18 | - | 42 | 2.5 | 2.5 | 3.8 | - | 5.3 | 8.8 | 9.9 | 1,948 | 2,590 | 3,160 | |
| | 9 | 9 | 24 | - | 42 | 1.9 | 1.9 | 5.0 | - | 5.3 | 8.8 | 9.9 | 1,948 | 2,590 | 3,160 | |
| | 7 | 18 | 18 | - | 43 | 1.4 | 3.7 | 3.7 | - | 5.3 | 8.8 | 9.9 | 1,948 | 2,590 | 3,160 | |
| | 7 | 12 | 24 | - | 43 | 1.4 | 2.5 | 4.9 | - | 5.3 | 8.8 | 9.9 | 1,948 | 2,590 | 3,160 | |
| | 9 | 18 | 18 | - | 45 | 1.8 | 3.5 | 3.5 | - | 5.3 | 8.8 | 9.9 | 1,948 | 2,590 | 3,160 | |
| | 9 | 12 | 24 | - | 45 | 1.8 | 2.3 | 4.7 | - | 5.3 | 8.8 | 9.9 | 1,948 | 2,590 | 3,160 | |
| | 12 | 18 | 18 | - | 48 | 2.2 | 3.3 | 3.3 | - | 5.3 | 8.8 | 9.9 | 1,948 | 2,590 | 3,160 | |
| | 12 | 12 | 24 | - | 48 | 2.2 | 2.2 | 4.4 | - | 5.3 | 8.8 | 9.9 | 1,948 | 2,590 | 3,160 | |
| | 7 | 18 | 24 | - | 49 | 1.3 | 3.2 | 4.3 | - | 5.3 | 8.8 | 9.9 | 1,948 | 2,590 | 3,160 | |
| | 9 | 18 | 24 | - | 51 | 1.6 | 3.1 | 4.1 | - | 5.3 | 8.8 | 9.9 | 1,948 | 2,590 | 3,160 | |
| | 12 | 18 | 24 | - | 54 | 2.0 | 2.9 | 3.9 | - | 5.3 | 8.8 | 9.9 | 1,948 | 2,590 | 3,160 | |
| | 4Unit | 7 | 7 | 7 | 7 | 28 | 2.1 | 2.1 | 2.1 | 2.1 | 4.9 | 8.2 | 9.9 | 1,948 | 2,250 | 3,100 |
| | | 7 | 7 | 7 | 9 | 30 | 2.1 | 2.1 | 2.1 | 2.6 | 5.3 | 8.8 | 10.6 | 1,948 | 2,500 | 3,140 |
| 7 | | 7 | 9 | 9 | 32 | 1.9 | 1.9 | 2.5 | 2.5 | 5.3 | 8.8 | 10.6 | 1,948 | 2,500 | 3,140 | |
| 7 | | 7 | 7 | 12 | 33 | 1.9 | 1.9 | 1.9 | 3.2 | 5.3 | 8.8 | 10.6 | 1,948 | 2,500 | 3,140 | |
| 7 | | 9 | 9 | 9 | 34 | 1.8 | 2.3 | 2.3 | 2.3 | 5.3 | 8.8 | 10.6 | 1,948 | 2,500 | 3,140 | |
| 7 | | 7 | 9 | 12 | 35 | 1.8 | 1.8 | 2.3 | 3.0 | 5.3 | 8.8 | 10.6 | 1,948 | 2,500 | 3,140 | |
| 9 | | 9 | 9 | 9 | 36 | 2.2 | 2.2 | 2.2 | 2.2 | 5.3 | 8.8 | 10.6 | 1,948 | 2,500 | 3,140 | |
| 7 | | 9 | 9 | 12 | 37 | 1.7 | 2.1 | 2.1 | 2.9 | 5.3 | 8.8 | 10.6 | 1,948 | 2,500 | 3,140 | |
| 7 | | 7 | 12 | 12 | 38 | 1.6 | 1.6 | 2.8 | 2.8 | 5.3 | 8.8 | 10.6 | 1,948 | 2,500 | 3,140 | |
| 9 | | 9 | 9 | 12 | 39 | 2.0 | 2.0 | 2.0 | 2.7 | 5.3 | 8.8 | 10.6 | 1,948 | 2,500 | 3,140 | |
| 7 | | 7 | 7 | 18 | 39 | 1.6 | 1.6 | 1.6 | 4.1 | 5.3 | 8.8 | 10.6 | 1,948 | 2,500 | 3,140 | |
| 7 | | 9 | 12 | 12 | 40 | 1.5 | 2.0 | 2.6 | 2.6 | 5.3 | 8.8 | 10.6 | 1,948 | 2,500 | 3,140 | |
| 7 | | 7 | 9 | 18 | 41 | 1.5 | 1.5 | 1.9 | 3.9 | 5.3 | 8.8 | 10.6 | 1,948 | 2,500 | 3,140 | |
| 9 | | 9 | 12 | 12 | 42 | 1.9 | 1.9 | 2.5 | 2.5 | 5.3 | 8.8 | 10.6 | 1,948 | 2,500 | 3,140 | |
| 7 | | 12 | 12 | 12 | 43 | 1.4 | 2.5 | 2.5 | 2.5 | 5.3 | 8.8 | 10.6 | 1,948 | 2,500 | 3,140 | |
| 7 | | 9 | 9 | 18 | 43 | 1.4 | 1.8 | 1.8 | 3.7 | 5.3 | 8.8 | 10.6 | 1,948 | 2,500 | 3,140 | |
| 7 | | 7 | 12 | 18 | 44 | 1.4 | 1.4 | 2.4 | 3.6 | 5.3 | 8.8 | 10.6 | 1,948 | 2,500 | 3,140 | |
| 9 | | 12 | 12 | 12 | 45 | 1.8 | 2.3 | 2.3 | 2.3 | 5.3 | 8.8 | 10.6 | 1,948 | 2,500 | 3,140 | |
| 9 | | 9 | 9 | 18 | 45 | 1.8 | 1.8 | 1.8 | 3.5 | 5.3 | 8.8 | 10.6 | 1,948 | 2,500 | 3,140 | |
| 7 | | 7 | 7 | 24 | 45 | 1.4 | 1.4 | 1.4 | 4.7 | 5.3 | 8.8 | 10.6 | 1,948 | 2,500 | 3,140 | |
| 7 | | 9 | 12 | 18 | 46 | 1.3 | 1.7 | 2.3 | 3.4 | 5.3 | 8.8 | 10.6 | 1,948 | 2,500 | 3,140 | |
| 7 | | 7 | 9 | 24 | 47 | 1.3 | 1.3 | 1.7 | 4.5 | 5.3 | 8.8 | 10.6 | 1,948 | 2,500 | 3,140 | |
| 12 | | 12 | 12 | 12 | 48 | 2.2 | 2.2 | 2.2 | 2.2 | 5.3 | 8.8 | 10.6 | 1,948 | 2,500 | 3,140 | |
| 9 | | 9 | 12 | 18 | 48 | 1.6 | 1.6 | 2.2 | 3.3 | 5.3 | 8.8 | 10.6 | 1,948 | 2,500 | 3,140 | |
| 7 | | 9 | 9 | 24 | 49 | 1.3 | 1.6 | 1.6 | 4.3 | 5.3 | 8.8 | 10.6 | 1,948 | 2,500 | 3,140 | |
| 9 | | 12 | 12 | 18 | 51 | 1.6 | 2.1 | 2.1 | 3.1 | 5.3 | 8.8 | 10.6 | 1,948 | 2,500 | 3,140 | |
| 7 | | 9 | 12 | 24 | 52 | 1.2 | 1.5 | 2.0 | 4.1 | 5.3 | 8.8 | 10.6 | 1,948 | 2,500 | 3,140 | |
| 9 | | 9 | 12 | 24 | 54 | 1.5 | 1.5 | 2.0 | 3.9 | 5.3 | 8.8 | 10.6 | 1,948 | 2,500 | 3,140 | |
| 9 | | 9 | 18 | 18 | 54 | 1.5 | 1.5 | 2.9 | 2.9 | 5.3 | 8.8 | 10.6 | 1,948 | 2,500 | 3,140 | |
| 12 | | 12 | 12 | 18 | 54 | 2.0 | 2.0 | 2.0 | 2.9 | 5.3 | 8.8 | 10.6 | 1,948 | 2,500 | 3,140 | |

- Note:
- Cooling Capacity is based on : indoor temp.27°C DB, 19°C WB; outdoor temp. 35°C DB, 24°C WB
 - Heating Capacity is based on : indoor temp.20°C DB, 15°C WB; outdoor temp. 7°C DB, 6°C WB
 - The total capacity sum of connected indoor unit is up to 54K Btu/h
 - Number of indoor units connected to outdoor unit must be 2 units or more.

UHXM90BA0

| Operation | Combination (kBtu/h) | | | | | Heating | | | | | | | | | | |
|-----------|----------------------|--------|--------|--------|-------|--------------------|--------|--------|--------|---------------------|-------|------|-----------------|--------|-------|--|
| | | | | | | Each Capacity (kW) | | | | Total Capacity (kW) | | | Total Input (W) | | | |
| | UNIT-A | UNIT-B | UNIT-C | UNIT-D | Total | UNIT-A | UNIT-B | UNIT-C | UNIT-D | Min | Rated | Max | Min | Rating | Max | |
| 1Unit | 7 | - | - | - | 7 | 2.3 | - | - | - | 2.2 | 2.4 | 2.6 | 880 | 880 | 1,440 | |
| | 9 | - | - | - | 9 | 2.9 | - | - | - | 2.2 | 2.9 | 3.2 | 978 | 1,010 | 1,630 | |
| | 12 | - | - | - | 12 | 3.9 | - | - | - | 2.3 | 3.9 | 4.3 | 1,273 | 1,370 | 2,250 | |
| | 18 | - | - | - | 18 | 5.8 | - | - | - | 3.5 | 5.8 | 6.4 | 1,901 | 2,080 | 3,310 | |
| | 24 | - | - | - | 24 | 7.4 | - | - | - | 4.5 | 7.5 | 7.8 | 2,569 | 2,770 | 3,870 | |
| 2Unit | 7 | 7 | - | - | 14 | 2.5 | 2.5 | - | - | 3.0 | 4.9 | 5.7 | 1,249 | 1,400 | 2,557 | |
| | 7 | 9 | - | - | 16 | 2.5 | 3.2 | - | - | 3.4 | 5.6 | 6.5 | 1,366 | 1,710 | 3,100 | |
| | 9 | 9 | - | - | 18 | 3.2 | 3.2 | - | - | 3.8 | 6.4 | 7.3 | 1,606 | 2,060 | 3,587 | |
| | 7 | 12 | - | - | 19 | 2.5 | 4.2 | - | - | 4.0 | 6.7 | 7.4 | 1,886 | 2,160 | 3,383 | |
| | 9 | 12 | - | - | 21 | 3.2 | 4.2 | - | - | 4.4 | 7.4 | 8.1 | 2,320 | 2,990 | 3,990 | |
| | 12 | 12 | - | - | 24 | 4.2 | 4.2 | - | - | 5.1 | 8.5 | 9.3 | 2,522 | 2,770 | 3,680 | |
| | 7 | 18 | - | - | 25 | 2.5 | 6.3 | - | - | 5.3 | 8.8 | 10.1 | 2,631 | 2,810 | 3,706 | |
| | 9 | 18 | - | - | 27 | 3.2 | 6.3 | - | - | 5.7 | 9.5 | 11.0 | 2,770 | 2,900 | 3,712 | |
| | 12 | 18 | - | - | 30 | 4.0 | 6.1 | - | - | 6.1 | 10.1 | 11.2 | 2,957 | 3,090 | 3,870 | |
| | 7 | 24 | - | - | 31 | 2.3 | 7.8 | - | - | 6.1 | 10.1 | 11.2 | 2,957 | 3,090 | 3,870 | |
| | 9 | 24 | - | - | 33 | 2.8 | 7.4 | - | - | 6.1 | 10.1 | 11.2 | 2,957 | 3,090 | 3,870 | |
| | 18 | 18 | - | - | 36 | 5.1 | 5.1 | - | - | 6.1 | 10.1 | 11.2 | 2,910 | 3,090 | 3,870 | |
| | 12 | 24 | - | - | 36 | 3.4 | 6.7 | - | - | 6.1 | 10.1 | 11.2 | 2,910 | 3,090 | 3,870 | |
| | 18 | 24 | - | - | 42 | 4.3 | | | | | | | | | | |

I COMBINATION TABLE I

UHXM120BA1

| Total Indoor Unit Capacity (kBtu/h) | Cooling Capacity | | | Input | | | Heating Capacity | | | Input | | |
|-------------------------------------|------------------|------------|----------|---------|-----------|---------|------------------|------------|----------|---------|-----------|---------|
| | Min (kW) | Rated (kW) | Max (kW) | Min (W) | Rated (W) | Max (W) | Min (kW) | Rated (kW) | Max (kW) | Min (W) | Rated (W) | Max (W) |
| 16 | 2.8 | 4.7 | 5.6 | 780 | 1,120 | 1,703 | 3.1 | 5.2 | 6.2 | 820 | 1,120 | 1,826 |
| 18 | 3.2 | 5.3 | 6.3 | 800 | 1,260 | 1,915 | 3.5 | 5.8 | 7.0 | 820 | 1,260 | 2,054 |
| 19 | 3.3 | 5.6 | 6.7 | 825 | 1,330 | 2,022 | 3.7 | 6.1 | 7.4 | 825 | 1,330 | 2,168 |
| 21 | 3.7 | 6.2 | 7.4 | 911 | 1,470 | 2,235 | 4.1 | 6.8 | 8.1 | 911 | 1,470 | 2,396 |
| 23 | 4.0 | 6.7 | 8.1 | 998 | 1,610 | 2,447 | 4.4 | 7.4 | 8.9 | 998 | 1,610 | 2,624 |
| 24 | 4.2 | 7.0 | 8.4 | 1,042 | 1,680 | 2,554 | 4.6 | 7.7 | 9.3 | 1,042 | 1,680 | 2,738 |
| 25 | 4.4 | 7.3 | 8.8 | 1,085 | 1,750 | 2,660 | 4.8 | 8.1 | 9.7 | 1,085 | 1,750 | 2,853 |
| 26 | 4.6 | 7.6 | 9.1 | 1,128 | 1,820 | 2,767 | 5.0 | 8.4 | 10.1 | 1,128 | 1,820 | 2,967 |
| 27 | 4.7 | 7.9 | 9.5 | 1,172 | 1,890 | 2,873 | 5.2 | 8.7 | 10.4 | 1,172 | 1,890 | 3,081 |
| 28 | 4.9 | 8.2 | 9.8 | 1,215 | 1,960 | 2,979 | 5.4 | 9.0 | 10.8 | 1,215 | 1,960 | 3,195 |
| 29 | 5.1 | 8.5 | 10.2 | 1,259 | 2,030 | 3,086 | 5.6 | 9.3 | 11.2 | 1,259 | 2,030 | 3,309 |
| 30 | 5.3 | 8.8 | 10.6 | 1,302 | 2,100 | 3,192 | 5.8 | 9.7 | 11.6 | 1,302 | 2,100 | 3,423 |
| 31 | 5.5 | 9.1 | 10.9 | 1,345 | 2,170 | 3,299 | 6.0 | 10.0 | 12.0 | 1,345 | 2,170 | 3,537 |
| 32 | 5.6 | 9.4 | 11.3 | 1,389 | 2,240 | 3,405 | 6.2 | 10.3 | 12.4 | 1,389 | 2,240 | 3,651 |
| 33 | 5.8 | 9.7 | 11.6 | 1,432 | 2,310 | 3,512 | 6.4 | 10.6 | 12.8 | 1,432 | 2,310 | 3,765 |
| 34 | 6.0 | 10.0 | 12.0 | 1,476 | 2,380 | 3,618 | 6.6 | 11.0 | 13.2 | 1,476 | 2,380 | 3,879 |
| 35 | 6.2 | 10.3 | 12.3 | 1,519 | 2,450 | 3,724 | 6.8 | 11.3 | 13.5 | 1,519 | 2,450 | 3,994 |
| 36 | 6.3 | 10.6 | 12.7 | 1,562 | 2,520 | 3,831 | 7.0 | 11.6 | 13.9 | 1,562 | 2,520 | 4,108 |
| 37 | 6.5 | 10.8 | 13.0 | 1,606 | 2,590 | 3,937 | 7.2 | 11.9 | 14.3 | 1,606 | 2,590 | 4,222 |
| 38 | 6.7 | 11.1 | 13.4 | 1,649 | 2,660 | 4,044 | 7.4 | 12.3 | 14.7 | 1,649 | 2,660 | 4,336 |
| 39 | 6.7 | 11.2 | 13.5 | 1,693 | 2,730 | 4,150 | 7.5 | 12.5 | 15.0 | 1,742 | 2,810 | 4,450 |
| 40 | 6.7 | 11.2 | 13.5 | 1,693 | 2,730 | 4,150 | 7.5 | 12.5 | 15.0 | 1,742 | 2,810 | 4,450 |
| 41 | 6.7 | 11.2 | 13.5 | 1,693 | 2,730 | 4,150 | 7.5 | 12.5 | 15.0 | 1,742 | 2,810 | 4,450 |
| 42 | 6.7 | 11.2 | 13.5 | 1,693 | 2,730 | 4,150 | 7.5 | 12.5 | 15.0 | 1,742 | 2,810 | 4,450 |
| 43 | 6.7 | 11.2 | 13.5 | 1,693 | 2,730 | 4,150 | 7.5 | 12.5 | 15.0 | 1,742 | 2,810 | 4,450 |
| 44 | 6.7 | 11.2 | 13.5 | 1,693 | 2,730 | 4,150 | 7.5 | 12.5 | 15.0 | 1,742 | 2,810 | 4,450 |
| 45 | 6.7 | 11.2 | 13.5 | 1,693 | 2,730 | 4,150 | 7.5 | 12.5 | 15.0 | 1,742 | 2,810 | 4,450 |
| 46 | 6.7 | 11.2 | 13.5 | 1,693 | 2,730 | 4,150 | 7.5 | 12.5 | 15.0 | 1,742 | 2,810 | 4,450 |
| 47 | 6.7 | 11.2 | 13.5 | 1,693 | 2,730 | 4,150 | 7.5 | 12.5 | 15.0 | 1,742 | 2,810 | 4,450 |
| 48 | 6.7 | 11.2 | 13.5 | 1,693 | 2,730 | 4,150 | 7.5 | 12.5 | 15.0 | 1,742 | 2,810 | 4,450 |
| 49 | 6.7 | 11.2 | 13.5 | 1,693 | 2,730 | 4,150 | 7.5 | 12.5 | 15.0 | 1,742 | 2,810 | 4,450 |
| 50 | 6.7 | 11.2 | 13.5 | 1,693 | 2,730 | 4,150 | 7.5 | 12.5 | 15.0 | 1,742 | 2,810 | 4,450 |
| 51 | 6.7 | 11.2 | 13.5 | 1,693 | 2,730 | 4,150 | 7.5 | 12.5 | 15.0 | 1,742 | 2,810 | 4,450 |
| 52 | 6.7 | 11.2 | 13.5 | 1,693 | 2,730 | 4,150 | 7.5 | 12.5 | 15.0 | 1,742 | 2,810 | 4,450 |
| 53 | 6.7 | 11.2 | 13.5 | 1,693 | 2,730 | 4,150 | 7.5 | 12.5 | 15.0 | 1,742 | 2,810 | 4,450 |
| 54 | 6.7 | 11.2 | 13.5 | 1,693 | 2,730 | 4,150 | 7.5 | 12.5 | 15.0 | 1,742 | 2,810 | 4,450 |
| 55 | 6.7 | 11.2 | 13.5 | 1,693 | 2,730 | 4,150 | 7.5 | 12.5 | 15.0 | 1,742 | 2,810 | 4,450 |
| 56 | 6.7 | 11.2 | 13.5 | 1,693 | 2,730 | 4,150 | 7.5 | 12.5 | 15.0 | 1,742 | 2,810 | 4,450 |
| 57 | 6.7 | 11.2 | 13.5 | 1,693 | 2,730 | 4,150 | 7.5 | 12.5 | 15.0 | 1,742 | 2,810 | 4,450 |
| 58 | 6.7 | 11.2 | 13.5 | 1,693 | 2,730 | 4,150 | 7.5 | 12.5 | 15.0 | 1,742 | 2,810 | 4,450 |
| 59 | 6.7 | 11.2 | 13.5 | 1,693 | 2,730 | 4,150 | 7.5 | 12.5 | 15.0 | 1,742 | 2,810 | 4,450 |
| 60 | 6.7 | 11.2 | 13.5 | 1,693 | 2,730 | 4,150 | 7.5 | 12.5 | 15.0 | 1,742 | 2,810 | 4,450 |
| 61 | 6.7 | 11.2 | 13.5 | 1,693 | 2,730 | 4,150 | 7.5 | 12.5 | 15.0 | 1,742 | 2,810 | 4,450 |
| 62 | 6.7 | 11.2 | 13.5 | 1,693 | 2,730 | 4,150 | 7.5 | 12.5 | 15.0 | 1,742 | 2,810 | 4,450 |
| 63 | 6.7 | 11.2 | 13.5 | 1,693 | 2,730 | 4,150 | 7.5 | 12.5 | 15.0 | 1,742 | 2,810 | 4,450 |
| 64 | 6.7 | 11.2 | 13.5 | 1,693 | 2,730 | 4,150 | 7.5 | 12.5 | 15.0 | 1,742 | 2,810 | 4,450 |
| 65 | 6.7 | 11.2 | 13.5 | 1,693 | 2,730 | 4,150 | 7.5 | 12.5 | 15.0 | 1,742 | 2,810 | 4,450 |
| 66 | 6.7 | 11.2 | 13.5 | 1,693 | 2,730 | 4,150 | 7.5 | 12.5 | 15.0 | 1,742 | 2,810 | 4,450 |
| 67 | 6.7 | 11.2 | 13.5 | 1,693 | 2,730 | 4,150 | 7.5 | 12.5 | 15.0 | 1,742 | 2,810 | 4,450 |
| 68 | 6.7 | 11.2 | 13.5 | 1,693 | 2,730 | 4,150 | 7.5 | 12.5 | 15.0 | 1,742 | 2,810 | 4,450 |
| 69 | 6.7 | 11.2 | 13.5 | 1,693 | 2,730 | 4,150 | 7.5 | 12.5 | 15.0 | 1,742 | 2,810 | 4,450 |
| 70 | 6.7 | 11.2 | 13.5 | 1,693 | 2,730 | 4,150 | 7.5 | 12.5 | 15.0 | 1,742 | 2,810 | 4,450 |
| 71 | 6.7 | 11.2 | 13.5 | 1,693 | 2,730 | 4,150 | 7.5 | 12.5 | 15.0 | 1,742 | 2,810 | 4,450 |
| 72 | 6.7 | 11.2 | 13.5 | 1,693 | 2,730 | 4,150 | 7.5 | 12.5 | 15.0 | 1,742 | 2,810 | 4,450 |

Note:
 1.Cooling Capacity is based on : indoor temp.27°C DB, 19°C WB; outdoor temp. 35°C DB
 2.Heating Capacity is based on : indoor temp.20°C DB; outdoor temp. 7°C DB, 6°C WB
 3.The rated capacities above show the rise in the total indoor unit capacity when operating frequency is constant.
 Values for changes in capacity are fixed after accounting for variations in operating frequency and should be used as reference values.
 4.Total capacity index of indoor unit should be within 16-52 kBtu/h(40%-130%)
 5.At least two indoor units should be connected.

UHXM140BA1

| Total Indoor Unit Capacity (kBtu/h) | Cooling Capacity | | | Input | | | Heating Capacity | | | Input | | |
|-------------------------------------|------------------|------------|----------|---------|-----------|---------|------------------|------------|----------|---------|-----------|---------|
| | Min (kW) | Rated (kW) | Max (kW) | Min (W) | Rated (W) | Max (W) | Min (kW) | Rated (kW) | Max (kW) | Min (W) | Rated (W) | Max (W) |
| 19 | 3.3 | 5.4 | 6.1 | 840 | 1,222 | 1,665 | 3.7 | 6.8 | 8.0 | 1,300 | 1,728 | 2,470 |
| 20 | 3.5 | 5.7 | 6.4 | 880 | 1,282 | 1,746 | 3.9 | 7.1 | 8.3 | 1,348 | 1,863 | 2,663 |
| 21 | 3.7 | 6.0 | 6.8 | 920 | 1,341 | 1,827 | 4.1 | 7.5 | 8.7 | 1,395 | 1,997 | 2,855 |
| 22 | 3.9 | 6.3 | 7.1 | 960 | 1,401 | 1,908 | 4.3 | 7.8 | 9.0 | 1,443 | 2,132 | 3,048 |
| 23 | 4.0 | 6.6 | 7.4 | 1,000 | 1,460 | 1,989 | 4.5 | 8.2 | 9.4 | 1,490 | 2,267 | 3,240 |
| 24 | 4.2 | 6.9 | 7.5 | 1,085 | 1,520 | 2,071 | 4.7 | 8.5 | 9.8 | 1,579 | 2,402 | 3,433 |
| 25 | 4.4 | 7.1 | 7.8 | 1,128 | 1,579 | 2,152 | 4.9 | 8.8 | 10.2 | 1,626 | 2,473 | 3,535 |
| 26 | 4.6 | 7.4 | 8.2 | 1,170 | 1,639 | 2,233 | 5.0 | 9.1 | 10.5 | 1,672 | 2,544 | 3,637 |
| 27 | 4.7 | 7.7 | 8.5 | 1,213 | 1,698 | 2,314 | 5.2 | 9.4 | 10.9 | 1,719 | 2,616 | 3,739 |
| 28 | 4.9 | 8.0 | 8.8 | 1,256 | 1,758 | 2,395 | 5.4 | 9.7 | 11.3 | 1,766 | 2,687 | 3,842 |
| 29 | 5.1 | 8.3 | 9.1 | 1,298 | 1,817 | 2,476 | 5.5 | 10.0 | 11.7 | 1,813 | 2,759 | 3,944 |
| 30 | 5.3 | 8.6 | 9.4 | 1,355 | 1,897 | 2,584 | 5.7 | 10.3 | 12.0 | 1,860 | 2,830 | 4,046 |
| 31 | 5.5 | 8.9 | 9.7 | 1,412 | 1,976 | 2,693 | 5.9 | 10.6 | 12.4 | 1,907 | 2,902 | 4,148 |
| 32 | 5.6 | 9.1 | 10.0 | 1,468 | 2,056 | 2,801 | 6.0 | 10.9 | 12.8 | 1,954 | 2,973 | 4,250 |
| 33 | 5.8 | 9.4 | 10.4 | 1,525 | 2,135 | 2,909 | 6.2 | 11.2 | 13.1 | 1,973 | 3,001 | 4,290 |
| 34 | 6.0 | 9.7 | 10.7 | 1,582 | 2,215 | 3,018 | 6.4 | 11.5 | 13.4 | 1,991 | 3,029 | 4,330 |
| 35 | 6.2 | 10.0 | 11.0 | 1,639 | 2,294 | 3,126 | 6.5 | 11.8 | 13.7 | 2,009 | 3,057 | 4,370 |
| 36 | 6.3 | 10.3 | 11.3 | 1,696 | 2,374 | 3,235 | 6.7 | 12.1 | 14.0 | 2,028 | 3,085 | 4,409 |
| 37 | 6.5 | 10.6 | 11.6 | 1,752 | 2,453 | 3,343 | 6.9 | 12.4 | 14.4 | 2,046 | 3,112 | 4,449 |
| 38 | 6.7 | 10.9 | 11.9 | 1,809 | 2,533 | 3,451 | 7.0 | 12.7 | 14.7 | 2,064 | 3,140 | 4,489 |
| 39 | 6.9 | 11.2 | 12.2 | 1,866 | 2,613 | 3,560 | 7.2 | 13.0 | 15.1 | 2,082 | 3,168 | 4,529 |
| 40 | 7.0 | 11.4 | 12.6 | 1,923 | 2,692 | 3,668 | 7.4 | 13.3 | 15.5 | 2,101 | 3,196 | 4,569 |
| 41 | 7.2 | 11.7 | 12.9 | 1,980 | 2,772 | 3,776 | 7.5 | 13.6 | 15.9 | 2,119 | 3,224 | 4,609 |
| 42 | 7.4 | 12.0 | 13.2 | 2,037 | 2,851 | 3,885 | 7.7 | 13.9 | 16.2 | 2,137 | 3,252 | 4,648 |
| 43 | 7.6 | 12.3 | 13.5 | 2,093 | 2,931 | 3,993 | 7.9 | 14.2 | 16.6 | 2,156 | 3,280 | 4,688 |
| 44 | 7.7 | 12.6 | 13.8 | 2,122 | 2,971 | 4,047 | 8.0 | 14.5 | 16.7 | 2,174 | 3,308 | 4,745 |
| 45 | 7.9 | 12.9 | 14.1 | 2,150 | 3,010 | 4,102 | 8.2 | 14.8 | 16.8 | 2,211 | 3,365 | 4,802 |
| 46 | 8.1 | 13.2 | 14.4 | 2,179 | 3,050 | 4,156 | 8.4 | 15.1 | 16.8 | 2,246 | 3,417 | 4,859 |
| 47 | 8.3 | 13.4 | 14.8 | 2,207 | 3,090 | 4,210 | 8.5 | 15.4 | 16.8 | 2,299 | 3,498 | 4,917 |
| 48 | 8.4 | 13.7 | 15.1 | 2,236 | 3,130 | 4,265 | 8.7 | 15.7 | 16.9 | 2,352 | 3,579 | 4,974 |
| 49 | 8.6 | 14.0 | 15.4 | 2,264 | 3,170 | 4,319 | 8.8 | 16.0 | 16.9 | 2,406 | 3,660 | 5,031 |
| 50 | 8.8 | 14.1 | 15.5 | 2,299 | 3,219 | 4,373 | 9.0 | 16.0 | 16.9 | 2,459 | 3,741 | 5,088 |
| 51 | 9.0 | 14.2 | 15.6 | 2,335 | 3,269 | 4,428 | 9.2 | 16.1 | 16.9 | 2,512 | 3,822 | 5,145 |
| 52 | 9.1 | 14.3 | 15.7 | 2,370 | 3,318 | 4,482 | 9.3 | 16.1 | 17.0 | 2,566 | 3,903 | 5,202 |
| 53 | 9.3 | 14.4 | 15.9 | 2,405 | 3,367 | 4,537 | 9.5 | 16.2 | 17.0 | 2,579 | 3,924 | 5,259 |
| 54 | 9.5 | 14.5 | 16.0 | 2,440 | 3,416 | 4,591 | 9.7 | 16.2 | 17.0 | 2,593 | 3,944 | 5,316 |
| 55 | 9.7 | 14.6 | 16.1 | 2,476 | 3,466 | 4,645 | 9.8 | 16.2 | 17.1 | 2,606 | 3,964 | 5,373 |
| 56 | 9.8 | 14.8 | 16.2 | 2,511 | 3,515 | 4,700 | 10.0 | 16.3 | 17.1 | 2,619 | 3,985 | 5,430 |
| 57 | 10.0 | 14.9 | 16.3 | 2,546 | 3,564 | 4,754 | 10.2 | 16.3 | 17.1 | 2,633 | 4,005 | 5,487 |
| 58 | 10.2 | 15.0 | 16.4 | 2,581 | 3,614 | 4,808 | 10.3 | 16.4 | 17.1 | 2,646 | 4,025 | 5,544 |
| 59 | 10.4 | 15.1 | 16 | | | | | | | | | |

I COMBINATION TABLE I

UHXM160BA1

| Total Indoor Unit Capacity (kBtu/h) | Cooling Capacity | | | Input | | |
|-------------------------------------|------------------|------------|----------|---------|-----------|---------|
| | Min (kW) | Rated (kW) | Max (kW) | Min (W) | Rated (W) | Max (W) |
| 23 | 4.0 | 6.6 | 7.4 | 1,000 | 1,460 | 1,989 |
| 24 | 4.2 | 6.9 | 7.5 | 1,085 | 1,520 | 2,071 |
| 25 | 4.4 | 7.1 | 7.8 | 1,128 | 1,579 | 2,152 |
| 26 | 4.6 | 7.4 | 8.2 | 1,170 | 1,639 | 2,233 |
| 27 | 4.7 | 7.7 | 8.5 | 1,213 | 1,698 | 2,314 |
| 28 | 4.9 | 8.0 | 8.8 | 1,256 | 1,758 | 2,395 |
| 29 | 5.1 | 8.3 | 9.1 | 1,298 | 1,817 | 2,476 |
| 30 | 5.3 | 8.6 | 9.4 | 1,355 | 1,897 | 2,584 |
| 31 | 5.5 | 8.9 | 9.7 | 1,412 | 1,976 | 2,693 |
| 32 | 5.6 | 9.1 | 10.0 | 1,468 | 2,056 | 2,801 |
| 33 | 5.8 | 9.4 | 10.4 | 1,525 | 2,135 | 2,909 |
| 34 | 6.0 | 9.7 | 10.7 | 1,582 | 2,215 | 3,018 |
| 35 | 6.2 | 10.0 | 11.0 | 1,639 | 2,294 | 3,126 |
| 36 | 6.3 | 10.3 | 11.3 | 1,696 | 2,374 | 3,235 |
| 37 | 6.5 | 10.6 | 11.6 | 1,752 | 2,453 | 3,343 |
| 38 | 6.7 | 10.9 | 11.9 | 1,809 | 2,533 | 3,451 |
| 39 | 6.9 | 11.2 | 12.2 | 1,866 | 2,613 | 3,560 |
| 40 | 7.0 | 11.4 | 12.6 | 1,923 | 2,692 | 3,668 |
| 41 | 7.2 | 11.7 | 12.9 | 1,980 | 2,772 | 3,776 |
| 42 | 7.4 | 12.0 | 13.2 | 2,037 | 2,851 | 3,885 |
| 43 | 7.6 | 12.3 | 13.5 | 2,093 | 2,931 | 3,993 |
| 44 | 7.7 | 12.6 | 13.8 | 2,122 | 2,971 | 4,047 |
| 45 | 7.9 | 12.9 | 14.1 | 2,150 | 3,010 | 4,102 |
| 46 | 8.1 | 13.2 | 14.4 | 2,179 | 3,050 | 4,156 |
| 47 | 8.3 | 13.4 | 14.8 | 2,207 | 3,090 | 4,210 |
| 48 | 8.4 | 13.7 | 15.1 | 2,236 | 3,130 | 4,265 |
| 49 | 8.6 | 14.0 | 15.4 | 2,264 | 3,170 | 4,319 |
| 50 | 8.8 | 14.1 | 15.5 | 2,299 | 3,219 | 4,373 |
| 51 | 9.0 | 14.2 | 15.6 | 2,335 | 3,269 | 4,428 |
| 52 | 9.1 | 14.3 | 15.7 | 2,370 | 3,318 | 4,482 |
| 53 | 9.3 | 14.4 | 15.9 | 2,405 | 3,367 | 4,537 |
| 54 | 9.5 | 14.5 | 16.0 | 2,440 | 3,416 | 4,591 |
| 55 | 9.7 | 14.6 | 16.1 | 2,476 | 3,466 | 4,645 |
| 56 | 9.8 | 14.8 | 16.2 | 2,511 | 3,515 | 4,700 |
| 57 | 10.0 | 14.9 | 16.3 | 2,546 | 3,564 | 4,754 |
| 58 | 10.2 | 15.0 | 16.4 | 2,581 | 3,614 | 4,808 |
| 59 | 10.4 | 15.1 | 16.6 | 2,616 | 3,663 | 4,863 |
| 60 | 10.6 | 15.2 | 16.7 | 2,652 | 3,712 | 4,917 |
| 61 | 10.7 | 15.3 | 16.8 | 2,687 | 3,761 | 4,971 |
| 62 | 10.9 | 15.4 | 16.9 | 2,722 | 3,811 | 5,026 |
| 63 | 11.1 | 15.5 | 17.0 | 2,757 | 3,860 | 5,080 |
| 64 | 11.3 | 15.6 | 17.2 | 2,776 | 3,887 | 5,158 |
| 65 | 11.4 | 15.7 | 17.3 | 2,795 | 3,913 | 5,236 |
| 66 | 11.6 | 15.8 | 17.5 | 2,814 | 3,940 | 5,314 |
| 67 | 11.8 | 15.9 | 17.6 | 2,833 | 3,966 | 5,392 |
| 68 | 12.0 | 16.0 | 17.8 | 2,852 | 3,993 | 5,470 |
| 69 | 12.1 | 16.1 | 17.9 | 2,871 | 4,019 | 5,548 |
| 70 | 12.3 | 16.3 | 18.1 | 2,890 | 4,046 | 5,626 |
| 71 | 12.5 | 16.4 | 18.2 | 2,909 | 4,072 | 5,704 |
| 72 | 12.7 | 16.5 | 18.4 | 2,928 | 4,099 | 5,782 |
| 73 | 12.8 | 16.6 | 18.5 | 2,947 | 4,126 | 5,860 |
| 74 | 12.8 | 16.6 | 18.5 | 2,947 | 4,126 | 5,860 |
| 75 | 12.8 | 16.6 | 18.5 | 2,947 | 4,126 | 5,860 |
| 76 | 12.8 | 16.6 | 18.5 | 2,947 | 4,126 | 5,860 |
| 77 | 12.8 | 16.6 | 18.5 | 2,947 | 4,126 | 5,860 |
| 78 | 12.8 | 16.6 | 18.5 | 2,947 | 4,126 | 5,860 |
| 79 | 12.8 | 16.6 | 18.5 | 2,947 | 4,126 | 5,860 |
| 80 | 12.8 | 16.6 | 18.5 | 2,947 | 4,126 | 5,860 |
| 81 | 12.8 | 16.6 | 18.5 | 2,947 | 4,126 | 5,860 |
| 82 | 12.8 | 16.6 | 18.5 | 2,947 | 4,126 | 5,860 |
| 83 | 12.8 | 16.6 | 18.5 | 2,947 | 4,126 | 5,860 |
| 84 | 12.8 | 16.6 | 18.5 | 2,947 | 4,126 | 5,860 |
| 85 | 12.8 | 16.6 | 18.5 | 2,947 | 4,126 | 5,860 |
| 86 | 12.8 | 16.6 | 18.5 | 2,947 | 4,126 | 5,860 |
| 87 | 12.8 | 16.6 | 18.5 | 2,947 | 4,126 | 5,860 |
| 88 | 12.8 | 16.6 | 18.5 | 2,947 | 4,126 | 5,860 |
| 89 | 12.8 | 16.6 | 18.5 | 2,947 | 4,126 | 5,860 |
| 90 | 12.8 | 16.6 | 18.5 | 2,947 | 4,126 | 5,860 |
| 91 | 12.8 | 16.6 | 18.5 | 2,947 | 4,126 | 5,860 |
| 92 | 12.8 | 16.6 | 18.5 | 2,947 | 4,126 | 5,860 |
| 93 | 12.8 | 16.6 | 18.5 | 2,947 | 4,126 | 5,860 |
| 94 | 12.8 | 16.6 | 18.5 | 2,947 | 4,126 | 5,860 |
| 95 | 12.8 | 16.6 | 18.5 | 2,947 | 4,126 | 5,860 |
| 96 | 12.8 | 16.6 | 18.5 | 2,947 | 4,126 | 5,860 |
| 97 | 12.8 | 16.6 | 18.5 | 2,947 | 4,126 | 5,860 |
| 98 | 12.8 | 16.6 | 18.5 | 2,947 | 4,126 | 5,860 |
| 99 | 12.8 | 16.6 | 18.5 | 2,947 | 4,126 | 5,860 |
| 100 | 12.8 | 16.6 | 18.5 | 2,947 | 4,126 | 5,860 |

Note:
 1.Cooling Capacity is based on : indoor temp.27°C DB, 19°C WB; outdoor temp. 35°C DB
 2.Heating Capacity is based on : indoor temp.20°C DB; outdoor temp. 7°C DB, 6°C WB
 3The rated capacities above show the rise in the total indoor unit capacity when operating frequency is constant.
 Values for changes in capacity are fixed after accounting for variations in operating frequency and should be used as reference values.
 4.Total capacity index of indoor unit should be within 16-52 kBtu/h(40%-130%)
 5.At least two indoor units should be connected.

UHXM160BA1

| Total Indoor Unit Capacity (kBtu/h) | Heating Capacity | | | Input | | |
|-------------------------------------|------------------|------------|----------|---------|-----------|---------|
| | Min (kW) | Rated (kW) | Max (kW) | Min (W) | Rated (W) | Max (W) |
| 23 | 4.5 | 8.2 | 9.4 | 1,490 | 2,267 | 3,240 |
| 24 | 4.7 | 8.5 | 9.8 | 1,579 | 2,402 | 3,433 |
| 25 | 4.9 | 8.8 | 10.2 | 1,626 | 2,473 | 3,535 |
| 26 | 5.0 | 9.1 | 10.5 | 1,672 | 2,544 | 3,637 |
| 27 | 5.2 | 9.4 | 10.9 | 1,719 | 2,616 | 3,739 |
| 28 | 5.4 | 9.7 | 11.3 | 1,766 | 2,687 | 3,842 |
| 29 | 5.5 | 10.0 | 11.7 | 1,813 | 2,759 | 3,944 |
| 30 | 5.7 | 10.3 | 12.0 | 1,860 | 2,830 | 4,046 |
| 31 | 5.9 | 10.6 | 12.4 | 1,907 | 2,902 | 4,148 |
| 32 | 6.0 | 10.9 | 12.8 | 1,954 | 2,973 | 4,250 |
| 33 | 6.2 | 11.2 | 13.1 | 1,973 | 3,001 | 4,290 |
| 34 | 6.4 | 11.5 | 13.4 | 1,991 | 3,029 | 4,330 |
| 35 | 6.5 | 11.8 | 13.7 | 2,009 | 3,057 | 4,370 |
| 36 | 6.7 | 12.1 | 14.0 | 2,028 | 3,085 | 4,409 |
| 37 | 6.9 | 12.4 | 14.4 | 2,046 | 3,112 | 4,449 |
| 38 | 7.0 | 12.7 | 14.7 | 2,064 | 3,140 | 4,489 |
| 39 | 7.2 | 13.0 | 15.1 | 2,082 | 3,168 | 4,529 |
| 40 | 7.4 | 13.3 | 15.5 | 2,101 | 3,196 | 4,569 |
| 41 | 7.5 | 13.6 | 15.9 | 2,119 | 3,224 | 4,609 |
| 42 | 7.7 | 13.9 | 16.2 | 2,137 | 3,252 | 4,648 |
| 43 | 7.9 | 14.2 | 16.6 | 2,156 | 3,280 | 4,688 |
| 44 | 8.0 | 14.5 | 17.0 | 2,174 | 3,308 | 4,728 |
| 45 | 8.2 | 14.8 | 17.1 | 2,211 | 3,365 | 4,812 |
| 46 | 8.4 | 15.1 | 17.2 | 2,246 | 3,417 | 4,884 |
| 47 | 8.5 | 15.4 | 17.3 | 2,299 | 3,498 | 5,000 |
| 48 | 8.7 | 15.7 | 17.3 | 2,352 | 3,579 | 5,116 |
| 49 | 8.8 | 16.0 | 17.4 | 2,406 | 3,660 | 5,232 |
| 50 | 9.0 | 16.1 | 17.5 | 2,459 | 3,741 | 5,348 |
| 51 | 9.2 | 16.2 | 17.7 | 2,512 | 3,822 | 5,464 |
| 52 | 9.3 | 16.3 | 17.9 | 2,566 | 3,903 | 5,580 |
| 53 | 9.5 | 16.4 | 17.9 | 2,579 | 3,924 | 5,609 |
| 54 | 9.7 | 16.5 | 18.0 | 2,593 | 3,944 | 5,638 |
| 55 | 9.8 | 16.6 | 18.0 | 2,606 | 3,964 | 5,667 |
| 56 | 10.0 | 16.7 | 18.1 | 2,619 | 3,985 | 5,696 |
| 57 | 10.2 | 16.8 | 18.1 | 2,633 | 4,005 | 5,725 |
| 58 | 10.3 | 16.9 | 18.2 | 2,646 | 4,025 | 5,754 |
| 59 | 10.5 | 17.0 | 18.2 | 2,659 | 4,046 | 5,783 |
| 60 | 10.7 | 17.1 | 18.3 | 2,673 | 4,066 | 5,812 |
| 61 | 10.8 | 17.2 | 18.3 | 2,686 | 4,086 | 5,841 |
| 62 | 11.0 | 17.3 | 18.4 | 2,699 | 4,107 | 5,870 |
| 63 | 11.2 | 17.4 | 18.4 | 2,734 | 4,160 | 5,900 |
| 64 | 11.3 | 17.5 | 18.5 | 2,726 | 4,147 | 5,929 |
| 65 | 11.5 | 17.5 | 18.5 | 2,739 | 4,168 | 5,958 |
| 66 | 11.7 | 17.6 | 18.5 | 2,753 | 4,188 | 5,987 |
| 67 | 11.8 | 17.7 | 18.6 | 2,766 | 4,208 | 6,016 |
| 68 | 12.0 | 17.8 | 18.6 | 2,780 | 4,229 | 6,045 |
| 69 | 12.2 | 17.8 | 18.6 | 2,793 | 4,249 | 6,074 |
| 70 | 12.3 | 17.9 | 18.7 | 2,806 | 4,269 | 6,103 |
| 71 | 12.5 | 18.0 | 18.7 | 2,820 | 4,290 | 6,132 |
| 72 | 12.7 | 18.0 | 18.7 | 2,833 | 4,310 | 6,161 |
| 73 | 12.8 | 18.1 | 18.8 | 2,846 | 4,330 | 6,190 |
| 74 | 12.8 | 18.1 | 18.8 | 2,846 | 4,330 | 6,190 |
| 75 | 12.8 | 18.1 | 18.8 | 2,846 | 4,330 | 6,190 |
| 76 | 12.8 | 18.1 | 18.8 | 2,846 | 4,330 | 6,190 |
| 77 | 12.8 | 18.1 | 18.8 | 2,846 | 4,330 | 6,190 |
| 78 | 12.8 | 18.1 | 18.8 | 2,846 | 4,330 | 6,190 |
| 79 | 12.8 | 18.1 | 18.8 | 2,846 | 4,330 | 6,190 |
| 80 | 12.8 | 18.1 | 18.8 | 2,846 | 4,330 | 6,190 |
| 81 | 12.8 | 18.1 | 18.8 | 2,846 | 4,330 | 6,190 |
| 82 | 12.8 | 18.1 | 18.8 | 2,846 | 4,330 | 6,190 |
| 83 | 12.8 | 18.1 | 18.8 | 2,846 | 4,330 | 6,190 |
| 84 | 12.8 | 18.1 | 18.8 | 2,846 | 4,330 | 6,190 |
| 85 | 12.8 | 18.1 | 18.8 | 2,846 | 4,330 | 6,190 |
| 86 | 12.8 | 18.1 | 18.8 | 2,846 | 4,330 | 6,190 |
| 87 | 12.8 | 18.1 | 18.8 | 2,846 | 4,330 | 6,190 |
| 88 | 12.8 | 18.1 | 18.8 | 2,846 | 4,330 | 6,190 |
| 89 | 12.8 | 18.1 | 18.8 | 2,846 | 4,330 | 6,190 |
| 90 | 12.8 | 18.1 | 18.8 | 2,846 | 4,330 | 6,190 |
| 91 | 12.8 | 18.1 | 18.8 | 2,846 | 4,330 | 6,190 |
| 92 | 12.8 | 18.1 | 18.8 | 2,846 | 4,330 | 6,190 |
| 93 | 12.8 | 18.1 | 18.8 | 2,846 | 4,330 | 6,190 |
| 94 | 12.8 | 18.1 | 18.8 | 2,846 | 4,330 | 6,190 |
| 95 | 12.8 | 18.1 | 18.8 | 2,846 | 4,330 | 6,190 |
| 96 | 12.8 | 18.1 | 18.8 | 2,846 | 4,330 | 6,190 |
| 97 | 12.8 | 18.1 | 18.8 | 2,846 | 4,330 | 6,190 |
| 98 | 12.8 | 18.1 | 18.8 | 2,846 | 4,330 | 6,190 |
| 99 | 12.8 | 18.1 | 18.8 | 2,846 | 4,330 | 6,190 |
| 100 | 12.8 | 18.1 | 18.8 | 2,846 | 4,330 | 6,190 |

Note:
 1.Cooling Capacity is based on : indoor temp.27°C DB, 19°C WB; outdoor temp. 35°C DB
 2.Heating Capacity is based on : indoor temp.20°C DB; outdoor temp. 7°C DB, 6°C WB
 3The rated capacities above show the rise in the total indoor unit capacity when operating frequency is constant.
 Values for changes in capacity are fixed after accounting for variations in operating frequency and should be used as reference values.
 4.Total capacity index of indoor unit should be within 16-52 kBtu/h(40%-130%)
 5.At least two indoor units should be connected.

The Total HVAC and Energy Solution Provider

Ever since manufacturing Korea's first homegrown air conditioner in 1968, LG has remained at the forefront of air conditioning innovation. And in 2008, LG became the first company to sell a cumulative total of more than 100 million air conditioners.

Building on its success and technological leadership in the residential air conditioning sector, LG moved into system air conditioning as well. The company's range of

high-performance system air conditioning products provides effective temperature control to large-scale buildings and facilities. Over time, LG has evolved into the total HVAC and energy solution provider, investing in new technologies and adding chillers, VRF systems, and building management systems (BMS) into its comprehensive product portfolio.

Along with a wide range of innovative solutions, LG delivers unrivalled customer service. The company produces top-notch air conditioning professionals at its SAC academies, of which there are more than 100 worldwide. These centers

of excellence provide detailed product workshops and training programs that offer invaluable hands-on experience. LG also provides useful tools for HVAC system engineers and installers, including its timesaving LG Air Conditioner Technical Solution (LATS) software.

Additionally, LG operates several state-of-the-art R&D facilities in various countries. One such facility is the Energy Lab, a purpose-built R&D and testing center in northern France. Helping to keep the company ahead of the competition, the scientists and engineers at the Energy Lab

study the effects of different environmental conditions on LG's products. This in-depth research and analysis enables LG to tailor its solutions to the various environmental demands of individual markets.

With 10 manufacturing plants throughout the world, LG produces in excess of 17 million compressors and 16 million first-class HVAC solutions per year. Combining the best technologies and ideas, LG's high quality products are now enjoyed by consumers in over 100 countries.

