



**Pelvic Exam Simulation for Medical Student Education**

Jill M. Palko, MD

## BACKGROUND

- Education in female pelvic exam is limited, highly variable
- Performing female pelvic exams - anxiety provoking and fairly awkward
- Limited data on student feelings toward this exam
- Simulation reported beneficial in other specialties, fairly new in OB/GYN

## OBJECTIVE

- Determine if incorporating a pelvic exam simulation program into the 3rd year OB/GYN Clerkship improves student anxiety levels, increases confidence and comfort levels in performing this exam over the traditional educational experience

## **3rd year CWRU Medical Students at MHMC**

- **Control group**

- Orientation
- Outpatient experience
- End of rotation feedback session

- **Simulation group**

- Orientation
- Outpatient experience
- Mid-rotation session
- End of rotation session

## METHODS

- Surveys given at beginning and end of clerkship to both groups
- Likert scale (1-5 strongly disagree to strongly agree)
  - Baseline
  - Comfort
  - Confidence
  - Anxiety
  - Documentation of findings
  - Knowledge of anatomy

## Statistical Analysis

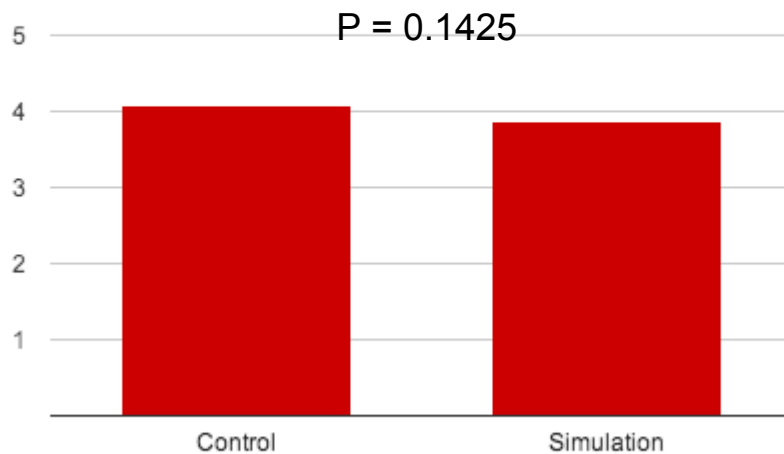
- Unpaired t-test was used to compare answers between the two groups at baseline
- Paired t-test was used to evaluate the change in scores between pre and post rotation surveys

## RESULTS

- Approximately 60 students in final analysis
- Data based on 2 simulation and 1 control group, N=45

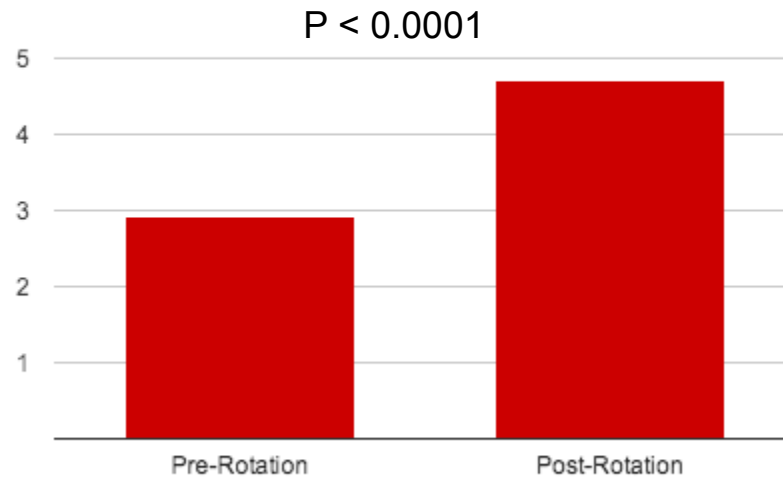
## RESULTS

### Standardized Patients Beneficial



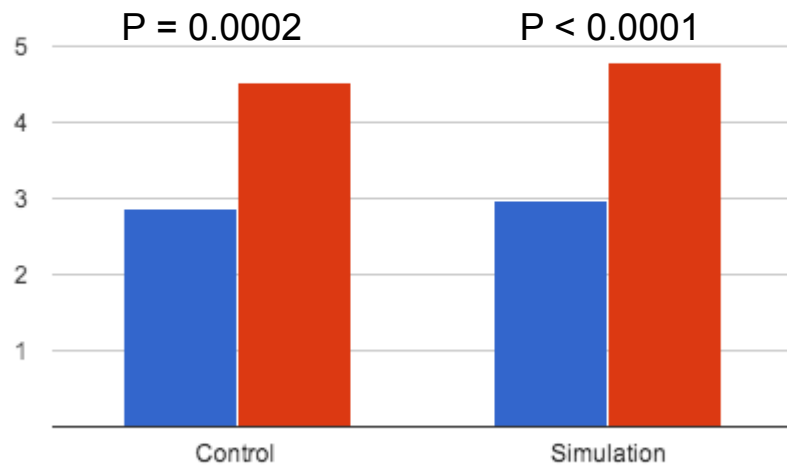
## RESULTS

### Comfort with Female Pelvic Exam



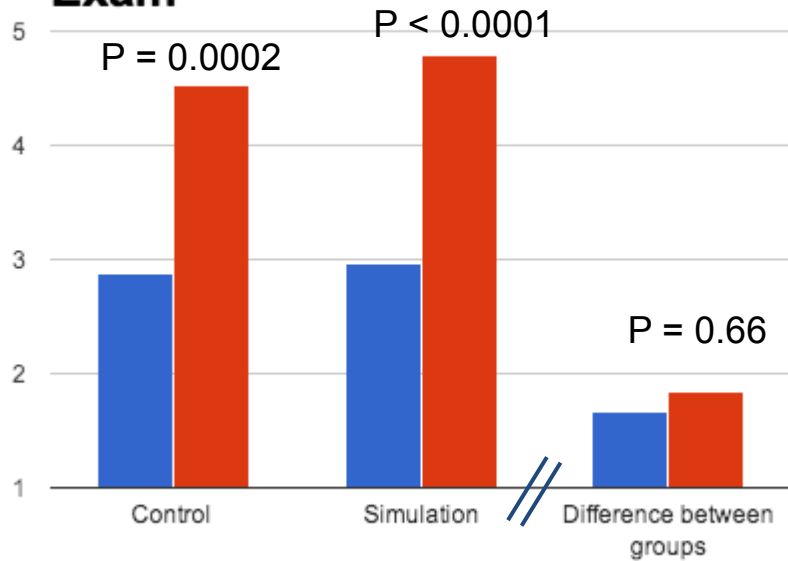
## RESULTS

### Comfort with Female Pelvic Exam



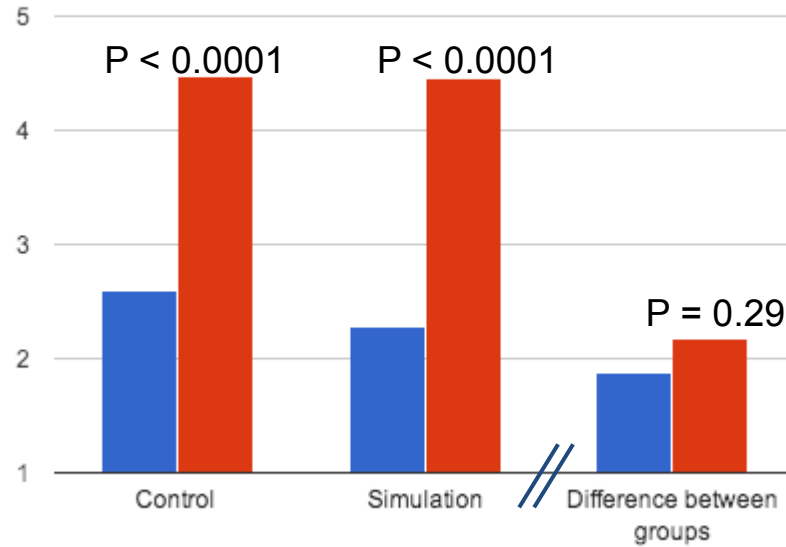
## RESULTS

### Comfort with Female Pelvic Exam

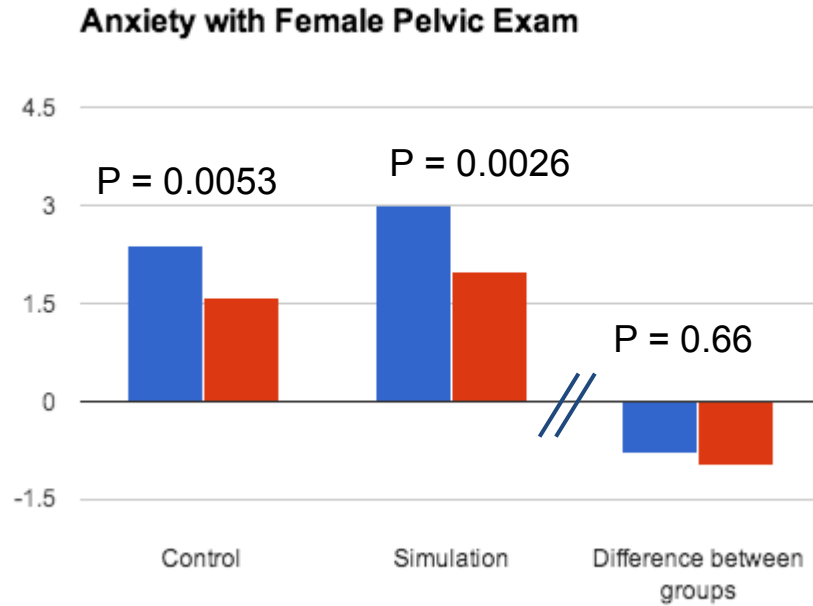


## RESULTS

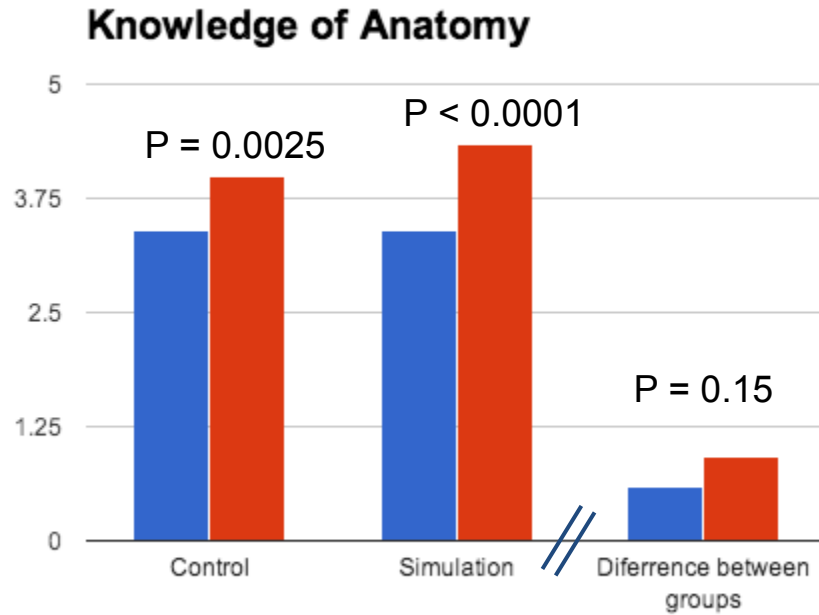
### Confidence in Performing Female Pelvic Exam



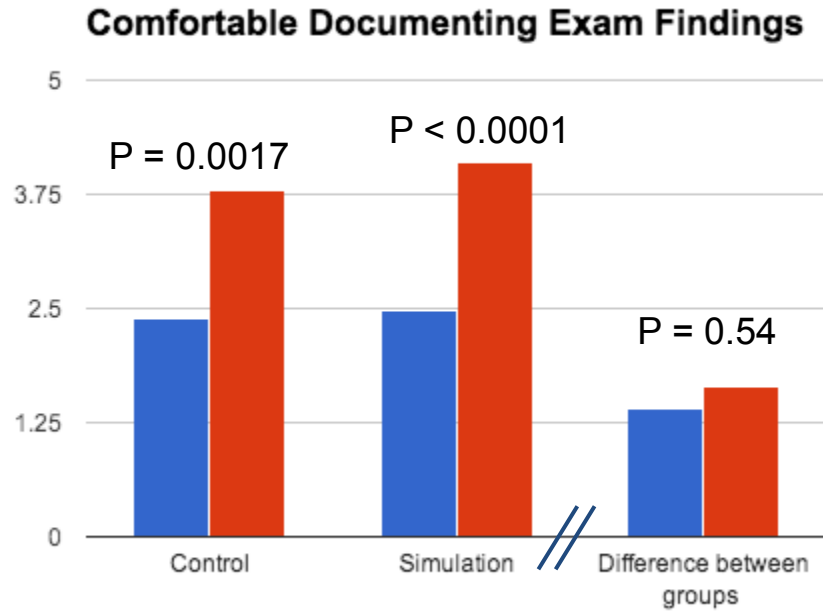
# RESULTS



## RESULTS



## RESULTS



## Conclusion

- Students felt well-prepared
- Strong educational experience during the clerkship
- Simulation was not shown to be superior