





Camping Word Wall








Camping Week!

Camping Words

		backpack
		tree
		binoculars
		bug

	camper
	hikers
	binoculars
	raccoon

	tent
	lantern
	s'more
	fish
	canoe

Thank you for Downloading this FREE Kids' Camping Books printable!



Terms of Use:


These materials are FREE for personal and classroom use ONLY.

Please DO NOT sell, distribute, upload, or post this product without written permission from Kids' Camping Books.

If you have any questions, suggestions, or find a mistake, please email me at info@GoodnightCampsite.com.

Special Thanks...

These educational products are made possible with the incredible fonts and clipart from:



The Upper Elementary Classroom

TraceMeGuides





Camping-Themed Word Cards for Word Wall



Great ready for Camping Week!!!

Packet contains 20+ Word Cards and a colorful picture for each card. Perfect for your Word Wall.

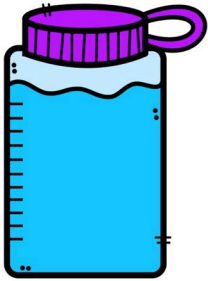
Post word cards around classroom during Camping Week, and...

- *Use with Letter Manipulatives*, such as letter beads and magnetic letters, to build the words.
- *Play Flashlight Tag*: Turn off the lights and use a flashlight to shine light on each word card. Children should say the words as you flash on them.
- *Scientific Classification*: Sort by living and non-living.
- *Word Classification*: Sort words by numbers of letters, words with double letters, compound words, words with the same beginning or ending letter, etc.
- *Writing Center*: Put cards on a book ring and let students flip through for writing inspiration.
- *Syllables*: Practice clapping or moving to the syllables of each word.
- *Practice Writing Words*: Whiteboards, shaving cream on desks, chalk outside.
- *Play Stepping Stones*: Place word cards (stepping stones) on the floor. Children take turns stepping on the stones, saying the word as they step on each card.
- *Playdough Words*: Children form words out of playdough. (For this activity, you may want to laminate cards or place them in a plastic bag.)


Camping Words




backpack



water bottle



tree




grasshopper



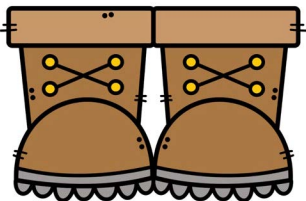
campers




bear



compass



boots



marshmallow




camper




hikers




bug




binoculars




raccoon




flower



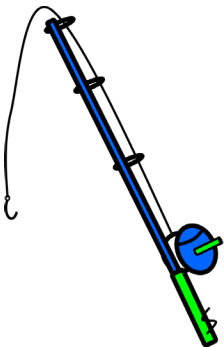
flashlight



mouse



sleeping bag




fishing pole




tent



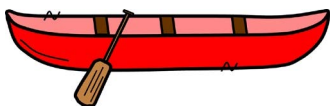
lantern



s'more



fish



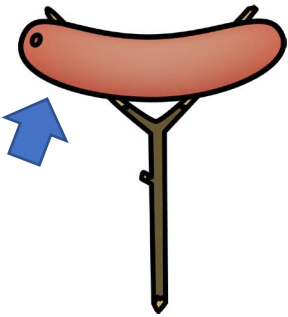
canoe



campfire



owl



hot dog



sunglasses



stump