


Camping Pack



Camping Week!

Camping: Living and Non-Living
 Directions: Cut out the pictures at the bottom. Sort then glue pictures into the correct category. Bonus: Choose three of the items and use them to write a sentence. (You may use the back of this paper.)

Living Non-Living

Camping: Ten Frames
 Directions: Count the camping items. Fill in the ten frame for each number.

●●●●	●●●●●
●●●●●	●●●●●
●●●●●	●●●●●
●●●●●	●●●●●
●●●●●	●●●●●
●●●●●	●●●●●
●●●●●	●●●●●
●●●●●	●●●●●
●●●●●	●●●●●
●●●●●	●●●●●

Camping: Syllable: Cut, Sort & Paste
 Directions: Cut out the pictures at the bottom. Sort then glue pictures into the correct category. Bonus: Choose three of the words and write them in sentences. (You may use the back of this paper.)

1 Syllable	2 Syllables	3 Syllables

Camping: Word Find
 Directions: Find and circle all of the camping words that are hidden in the grid below. The words may be hidden in any direction.

E	Z	J	F	L	R	X	I	G	M
X	R	I	E	E	D	C	X	Y	A
T	S	I	P	V	K	A	A	F	R
H	E	M	F	V	E	P	Q	Y	S
L	A	N	H	P	M	K	R	K	H
C	C	B	T	G	M	C	B	H	M
M	G	K	F	B	R	A	E	B	A
W	W	G	W	V	X	B	C	P	L
L	S	X	R	A	C	O	O	M	L
W	B	E	E	K	G	U	A	A	O
O	G	R	H	Y	V	M	D	G	W
T	H	G	I	L	H	S	A	L	I
U	A	O	K	H	G	E	V	N	N
L	I	H	E	K	H	U	F	O	G
C	G	K	E	I	U	J	B	S	M

Backpack Bear Bug Camper Marshmallow Campfire Fish Flashlight Pike Marshmallow Owl Racoon Tent

This FREE Camping-Themed Printable Pack Contains:
 Coloring Sheet – Living and Non-Living –
 Beginning Letter Sounds – Patterns –
 Syllable: Cut, Sort & Paste – Trace the Shapes – Word Find –
 Ten Frames – Measurement – Draw and Write



Thank you for Downloading this FREE Kids' Camping Books printable!



Terms of Use:

These materials are FREE for personal and classroom use ONLY.

Please DO NOT sell, distribute, upload, or post this product without written permission from Kids' Camping Books.

If you have any questions, suggestions, or find a mistake, please email me at info@GoodnightCampsite.com.

Special Thanks...

These educational products are made possible with the incredible fonts and clipart from:






The Upper Elementary Classroom

TraceMeGuides



Camping: Coloring Sheet


Directions: Color the camping scene. Add details.








Name: _____













Camping: Living and Non-Living

Directions: Cut out the pictures at the bottom. Sort then glue pictures into the correct category. Bonus: Choose three of the items and use them to write a sentence. (You may use the back of this paper.)



 Living 	 Non-Living 





			
			
			


Name: _____


Camping: Beginning Letter Sounds


Directions: Circle the correct beginning letter for each picture. Color the pictures.


		
Z	E	F

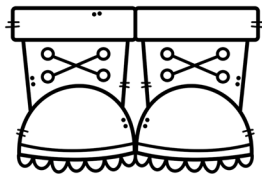
		
B	G	S


		
X	O	Q

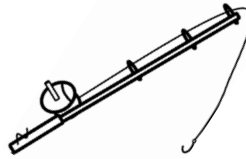
		
K	R	W


		
C	N	U


		
W	T	B


		
B	W	A

		
P	T	V

		
L	M	F

		
C	S	Y


		
K	H	F

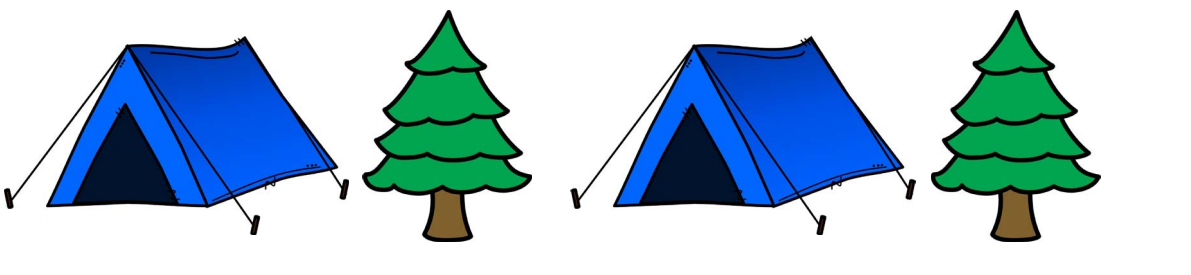
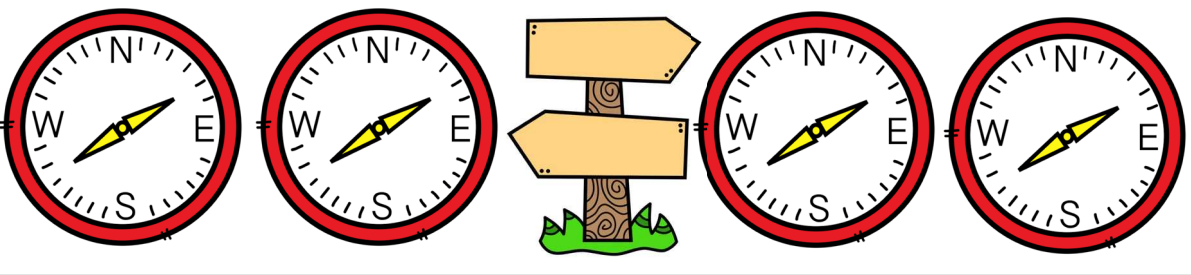
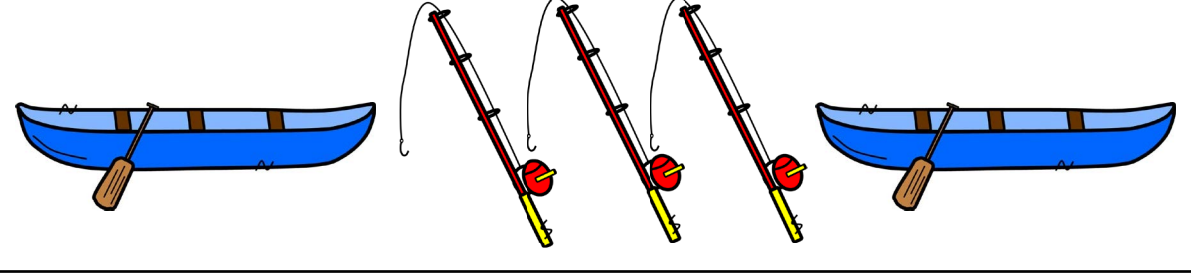



		
D	B	J

Name: _____

Camping: Patterns

Directions: Study the pattern. Draw what comes next.







	
	
	
	
	
	


Name: _____

Camping: Syllable: Cut, Sort & Paste

Directions: Cut out the pictures at the bottom. Sort then glue pictures into the correct category. Bonus: Choose three of the words and write them in sentences. (You may use the back of this paper.)



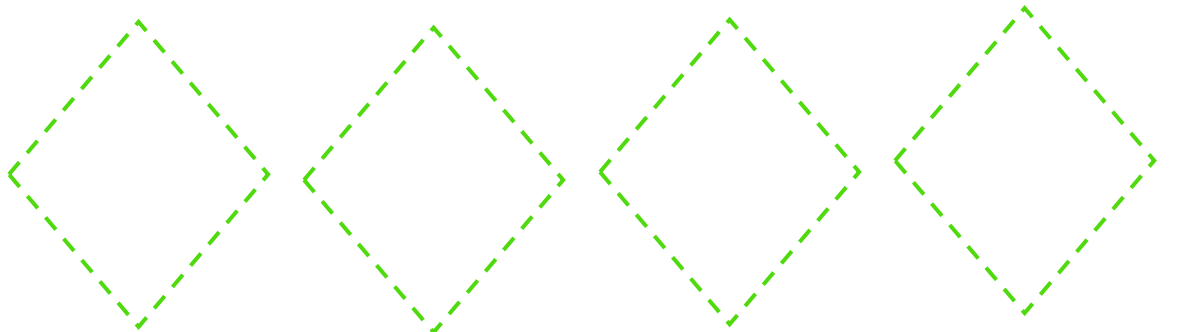


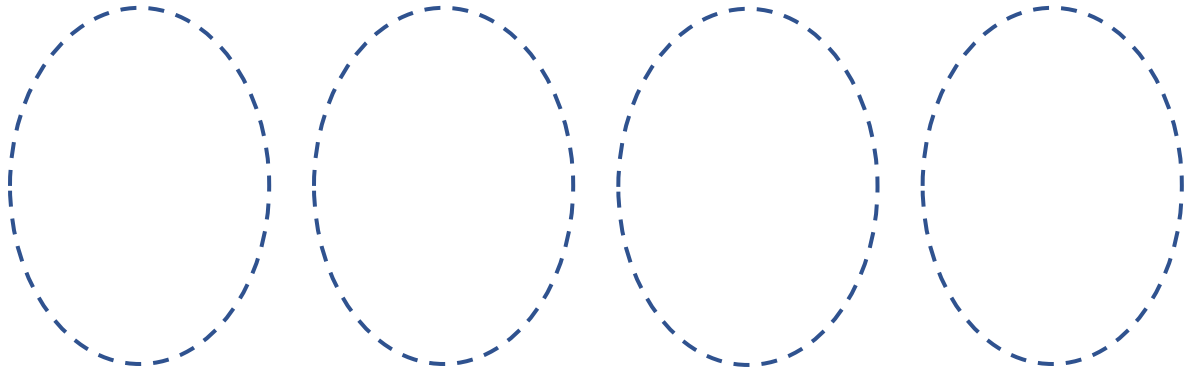



 1 Syllable	 2 Syllables	 3 Syllables



Name: _____

Camping: Trace the Shapes


Directions: Trace along the dotted lines. Challenge: Label the shapes.



Name: _____

Camping: Word Find

Directions: Find and circle all of the camping words that are hidden in the grid below. The words may be hidden in any direction.



E	Z	J	F	L	R	K	I	G	M
X	R	I	E	E	D	C	X	V	A
T	S	I	P	V	K	A	A	F	R
H	E	M	F	V	E	P	Q	Y	S
L	A	N	H	P	M	K	R	K	H
C	C	B	T	G	M	C	B	H	M
M	G	K	F	B	R	A	E	B	A
W	W	G	W	V	X	B	C	P	L
L	S	X	R	A	C	O	O	N	L
W	B	E	E	K	G	U	A	A	O
O	G	R	H	Y	V	M	D	G	W
T	H	G	I	L	H	S	A	L	F
U	A	O	K	H	G	E	V	N	N
L	I	H	E	K	H	U	F	O	G
C	G	K	E	I	U	J	B	S	M

Backpack
Bear
Bug
Camper

Campfire
Fish
Flashlight
Hike

Marshmallow
Owl
Raccoon
Tent


Name: _____

Camping: Ten Frames

Directions: Count the camping items. Fill in the ten frame for each number..




●	●	●	●	







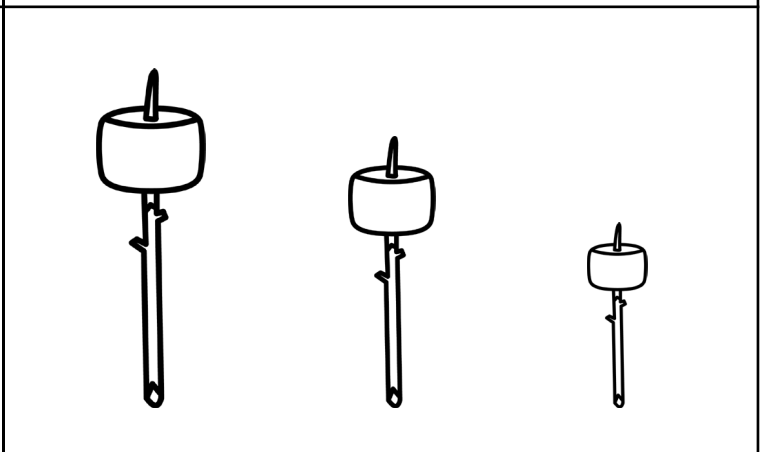


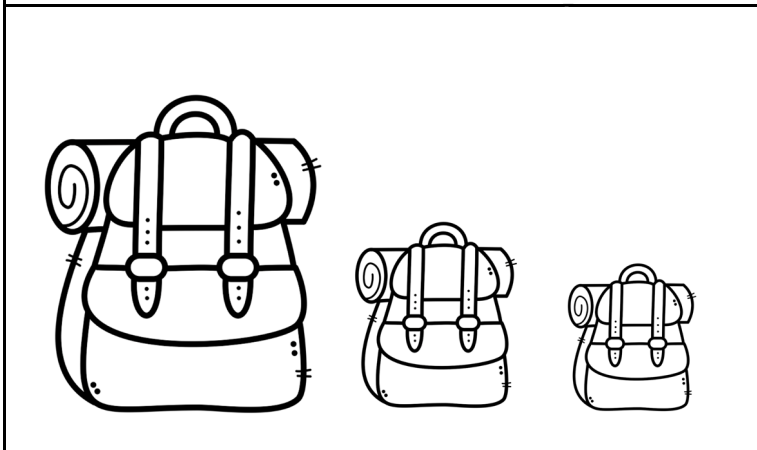

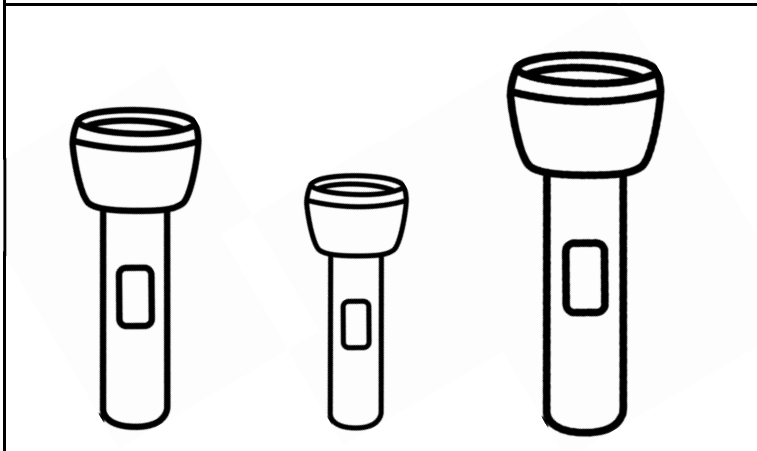







Name: _____

Camping: Measurement



Directions: Circle the tallest object in each box and color it.



Name: _____

Camping: Draw and Write

Directions: Draw what you like best about camping. Write about it.



When I go camping,

Four sets of horizontal writing lines, each consisting of a solid top line, a dashed middle line, and a solid bottom line, for practicing handwriting.

Name: _____