


Camping Pack



Camping Week!



This **FREE** Camping-Themed Printable Pack Contains:
Coloring Sheet – Number Puzzle –
Missing Letters – Trace the Shapes – Measurement –
Simple Square Puzzles – Beginning Letter Sounds –
Patterns – Draw and Write

www.KidsCampingBooks.com

Thank you for Downloading this FREE Kids' Camping Books printable!



Terms of Use:


These materials are FREE for personal and classroom use ONLY.

Please DO NOT sell, distribute, upload, or post this product without written permission from Kids' Camping Books.

If you have any questions, suggestions, or find a mistake, please email me at info@GoodnightCampsite.com.

Special Thanks...

These educational products are made possible with the incredible fonts and clipart from:






The Upper Elementary Classroom

TraceMeGuides



Camping: Coloring Sheet



Directions: Color the camping scene, add details.



Name: _____

Camping: Number Puzzle

Directions: Cut the picture along the numbered strips. Put puzzle together.



1

2

3

4

5

6

7


8

9

10

Camping: Missing Letters

Directions: Fill in the missing letters of the Alphabet.

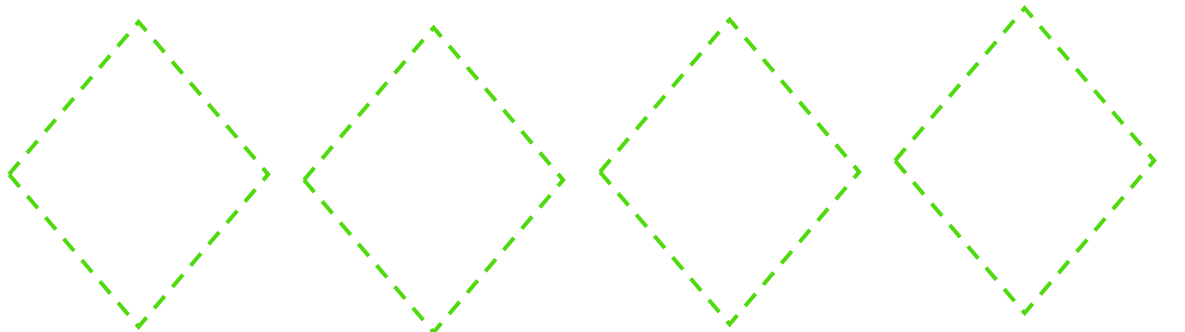


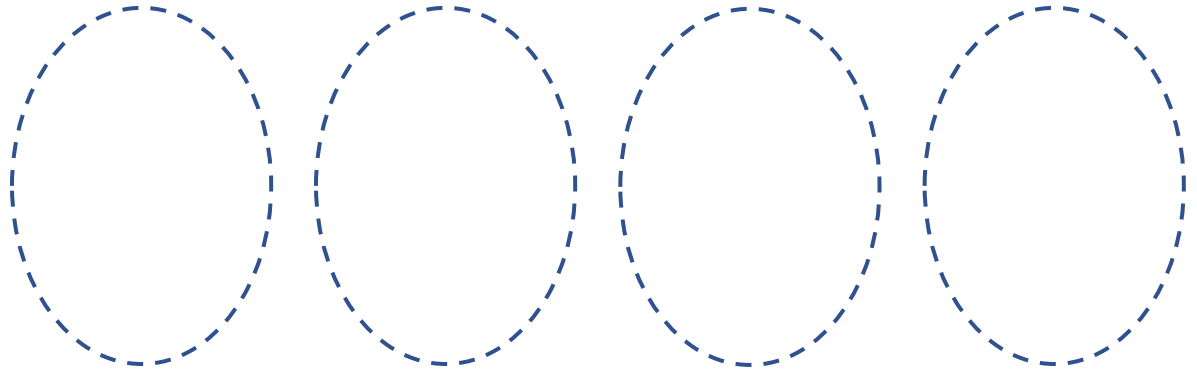





A large illustration of a campsite. The trees are shaped like the letters of the alphabet. The letters shown are: A, G, M, P, Z, D, J, V. There are several empty boxes for missing letters. Three children are standing around the site: a boy on the left, a boy in the middle, and a girl on the right. Another boy is standing near the letter 'M' tree, and a girl is standing near the letter 'V' tree.

Name: _____

Camping: Trace the Shapes








Directions: Trace along the dotted lines. Challenge: Label shapes.



Name: _____

Camping: Measurement





Directions: Color the item that is taller in each box.



Name: _____

Camping: Simple Square Puzzles


Directions: Cut out picture puzzles. Put pictures back together.



Name: _____

Camping: Beginning Letter Sounds


Directions: Circle the correct beginning letter for each picture. Color pictures.



O

H


U



P

B

D



C

W

R



T

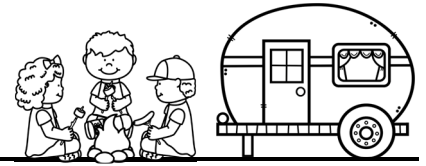
S

A

Name: _____

Camping: Patterns

Directions: Study the pattern. Draw what comes next.

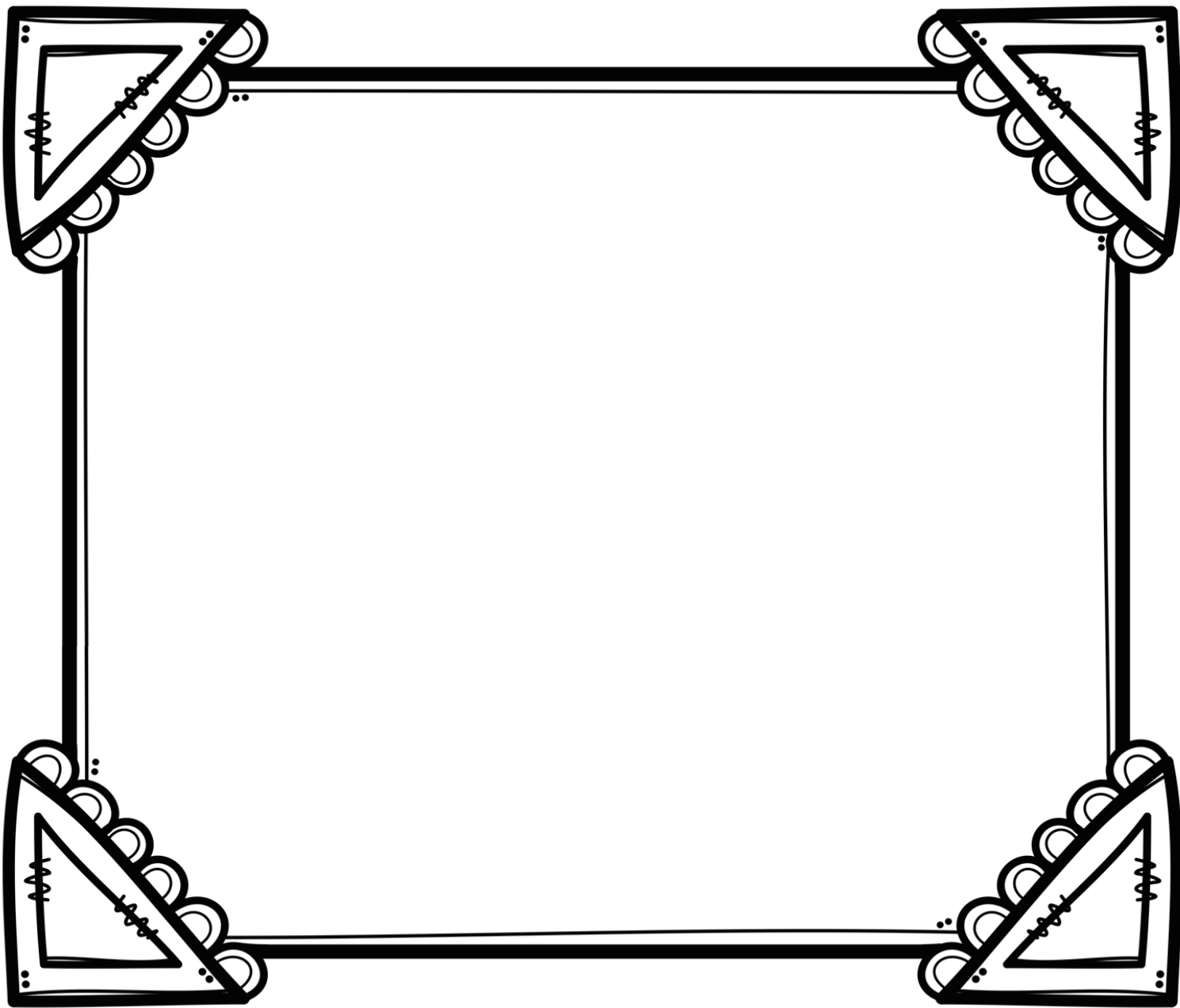



A sequence of four items: a blue tent, a green tree, a blue tent, and a green tree.	
A sequence of five items: a compass, a compass, a signpost with two blank arrows, a compass, and a compass.	
A sequence of four items: a blue canoe, three fishing rods, and a blue canoe.	
A sequence of four items: a brown bear, two flashlights, and a brown bear.	
A sequence of seven items: three marshmallows on sticks, a s'more, three marshmallows on sticks, and a s'more.	
A sequence of five items: a campfire, a hot dog on a stick, a campfire, a hot dog on a stick, and a campfire.	

Name: _____

Camping: Draw and Write

Directions: Draw what you like best about camping. Write about it.



When I go camping,

I like to

Name: _____