




Tania's Place Newsletter May - June 2024



Upcoming events...

Birthdays!

Abigail - June 1st


Leanne R - June 20th

Dan - June 20th


Akim - June 28th



Past Birthdays



*Claudette,
celebrating her
birthday.*



*Jayden,
celebrating his
birthday.*



*Kevin,
celebrating
his birthday.*



*Abi,
celebrating her
birthday.*

20th Anniversary!



We will also be celebrating
Nancy's retirement. Looking
forward to seeing you!



May programs



Andrew helping with the BBQ!



Everyone helping out!



For one of our Friday lunches in May, we had Mac n cheese with bacon bits and a side of fruit salad. In these photos you can see everyone lending a hand to help prep the fruit salad on the day before. They helped wash and cut the fruits, then mixed them all together.

It was a great side that everyone really liked!



Andrew, Tyler, Steven, Tania, Claudette and Shimeka working as a team to chop some fruits.

May programs




Group shot of our princes and princesses.



Alicia, Amanda, Leanne and Abi looking gorgeous in their crowns.




Mishal, Tania and Lisa looking like royalty.



For one of our crafts, we made crowns for Victoria Day. We had them design their crowns with whichever colours they liked. Once they were finished, we glued them onto construction paper to make the crowns more solid. We have some truly lovely princes and princesses!

Outings!



We have been able to do grocery shopping a lot lately since the weather is nice! It's great to get outside but also to bring them out to the store.



Jayden, Amanda, Damian and Charlene on a walk.

The weather this month has been beautiful, so we have been going for so many walks! We all love to soak up the sun and get some exercise. The beautiful weather gets everyone in a good mood.



Steven at the grocery store.


May programs!



Group shot of everyone's art work.



Colouring in the shapes we saw.



Alicia using the marble method to create her art piece.



For this art program, we created abstract art pieces using marbles. We rolled the marbles in paint, then used a photo frame over a piece of paper to hold the marbles. Rolling the marbles around created all these interesting lines and shapes where our artists were able to colour in to add some pizzazz. They all turned out lovely!

