

How to Pay-Later on Your Shipment with Affirm!



Affirm is a buy now, pay later service that allows consumers to purchase goods and services without hidden fees or late payments on micro-loans for various transactions.



You will need to apply to use their services on their website. Once approved, you can request a digital card number that can be used to pay for our services and more!

Step #1

Visit www.affirm.com

***If you don't already have an account:**

Press "Sign Up" in the top right corner and follow the instructions to make an account.

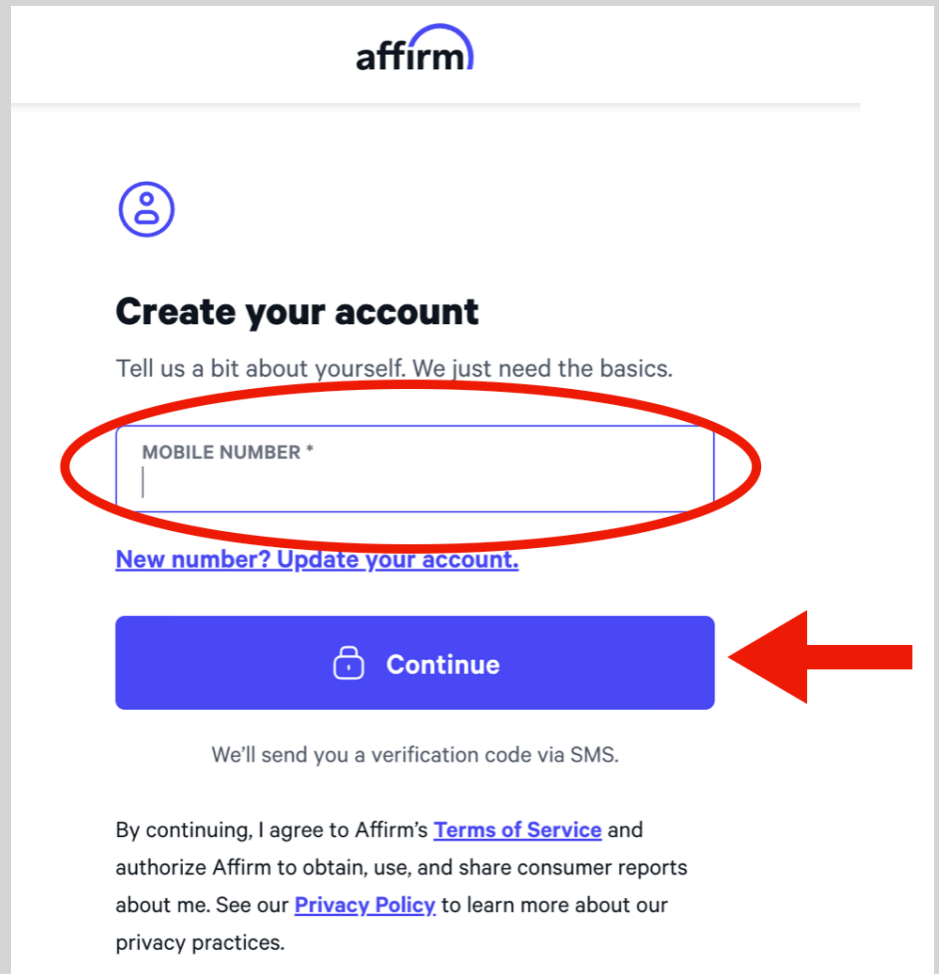
***If you already have an account:**

Press "Log In" and enter your credentials.


The screenshot shows the Affirm website homepage. At the top, there are navigation links for 'For shoppers' and 'For businesses'. Below that is the Affirm logo and a menu with 'What is Affirm', 'How to use', 'Shop', and 'Affirm Card™'. In the top right corner, there are 'Log In' and 'Sign up' buttons, both of which are circled in red with arrows pointing to them from above. The main content area features a large image of a hand holding a smartphone displaying the Affirm app interface. Below the image, there is a 'Learn more' button. The bottom section is titled 'How to use Affirm' and contains three columns of information: 'At checkout' (with a shopping cart icon), 'Affirm app' (with a smartphone icon), and 'The Affirm Card™' (with a card icon). Each column includes a brief description of how to use the service. A 'Learn more' button is located at the bottom center of this section.

Step #2

Follow the steps to complete the application and receive your individual limits and terms.



affirm




Create your account

Tell us a bit about yourself. We just need the basics.

MOBILE NUMBER *

[New number? Update your account.](#)

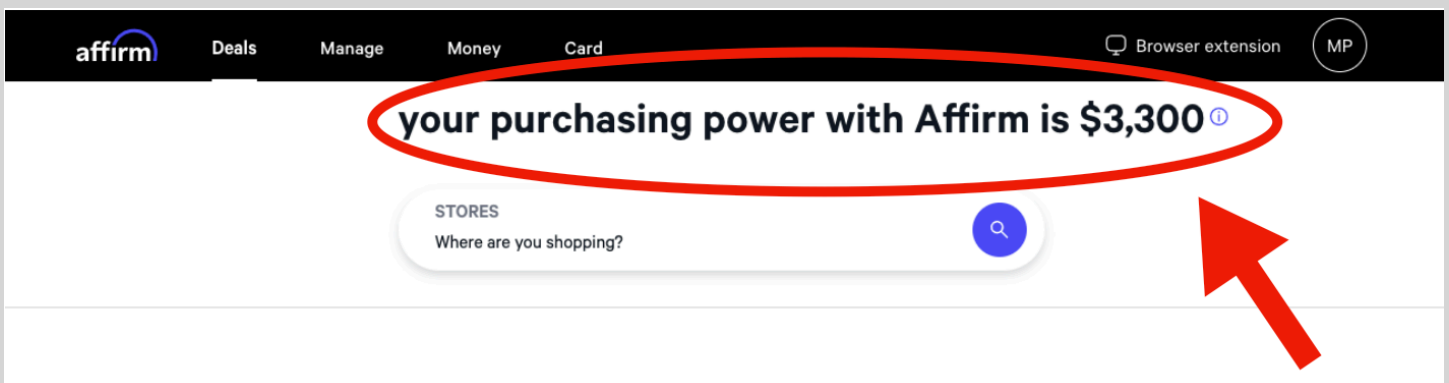
 Continue



We'll send you a verification code via SMS.

By continuing, I agree to Affirm's [Terms of Service](#) and authorize Affirm to obtain, use, and share consumer reports about me. See our [Privacy Policy](#) to learn more about our privacy practices.


Step #3

Once completed and approved, you will be able to see your spending limit or “Purchasing Power” with affirm on the main page as shown here:



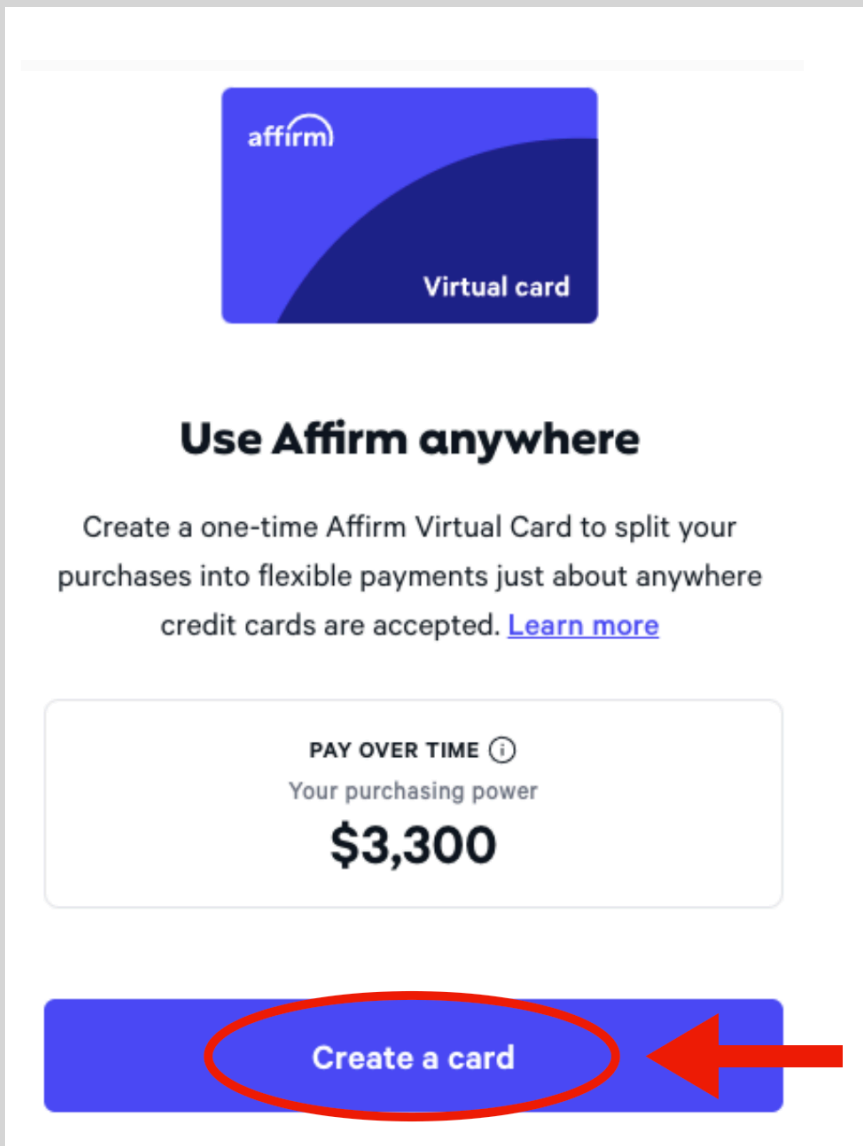
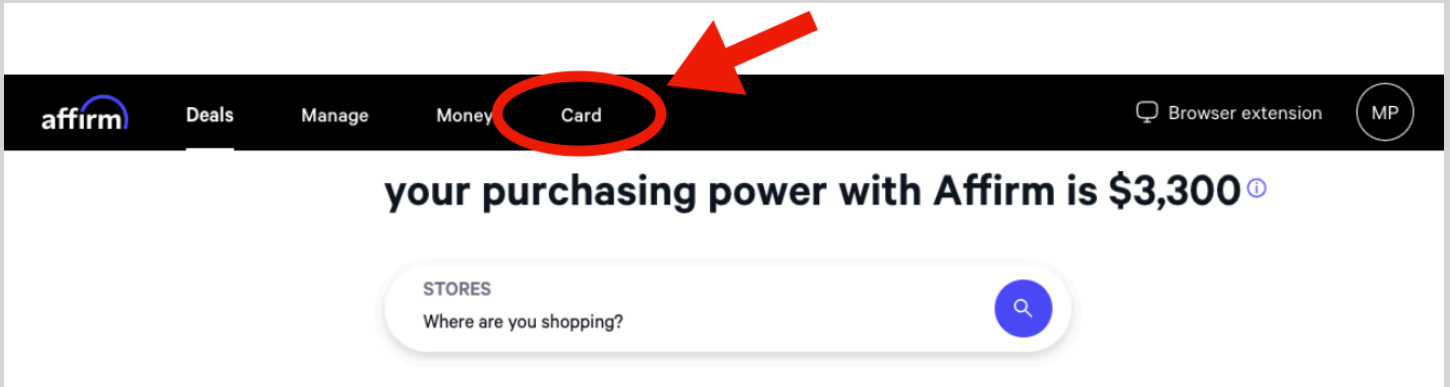
affirm Deals Manage Money Card  Browser extension 

your purchasing power with Affirm is \$3,300 ⓘ

STORES
Where are you shopping? 

Step #4

At the top of the page, press "Card":



Step #5

Press "Create a Card"

Step #6

It will prompt you to choose or manually input our company name (Prince Freight LLC)

Once entered, under “Total Checkout Amount”, enter the cost of your shipment.

*Be sure to include any taxes, fees, accessorials, tip, etc

Next, choose “Go To Payment Plans”

*This does NOT yet finalize your payment.

Get an Affirm virtual card

Shopping at: Prince Freight LLC
[Choose a different store](#)

Your purchasing power
\$3,300

How much do you need?

TOTAL CHECKOUT AMOUNT
\$250

Make sure any shipping, taxes, and fees for your purchase are included in the total. Get as close as possible for an accurate payment plan. You will only owe the amount you spend, plus any accrued interest. Any unused money will be returned after 21+ days.

[Go to payment plans](#)

Verify Pick a plan Review details

Purchase amount \$250.00

Choose a payment plan

We're not big on fees, so we don't charge any.

0% APR

<input checked="" type="radio"/> \$62.50 every 2 weeks for 6 weeks with \$62.50 due today	
Interest	\$0.00
Total of payments	\$250.00

<input type="radio"/> \$45.71 every month for 6 months	
Interest	\$24.22
Total of payments	\$274.22

Lowest monthly payment

<input type="radio"/> \$24.67 every month for 12 months	
Interest	\$46.07
Total of payments	\$296.07

Plans are subject to final eligibility and approval.

[Choose this plan](#)

Step #7

Here you will see your personalized payment options.

Pick to highlight whichever works best for you, and press “Choose This Plan” at the bottom.

Step #8

From top to bottom, on this final page you will see:

- **Total Purchase Amount**
- **Amount Due Today (Immediately)**
- **Interest Rate -%**
- **Total of Payments**
- **Payment details, amounts, and due dates.**
- **Payment Method**
- **Terms & Conditions**
- **Once reviewed & confirmed, press “Get Virtual Card”**

The screenshot shows the 'Get an Affirm virtual card' page. At the top, a blue bar contains the title 'Get an Affirm virtual card'. Below it are three tabs: 'Verify', 'Pick a plan', and 'Review details'. The 'Review details' tab is active. The page displays the following information:

- Purchase amount:** \$250.00 (indicated by a red arrow).
- Payment plan:** 0% APR, \$62.50 every 2 weeks for 6 weeks. A 'Change' button is visible.
- Payment breakdown:**

Due today	\$62.50
Interest (0.00% APR)	\$0.00
Total of payments	\$250.00

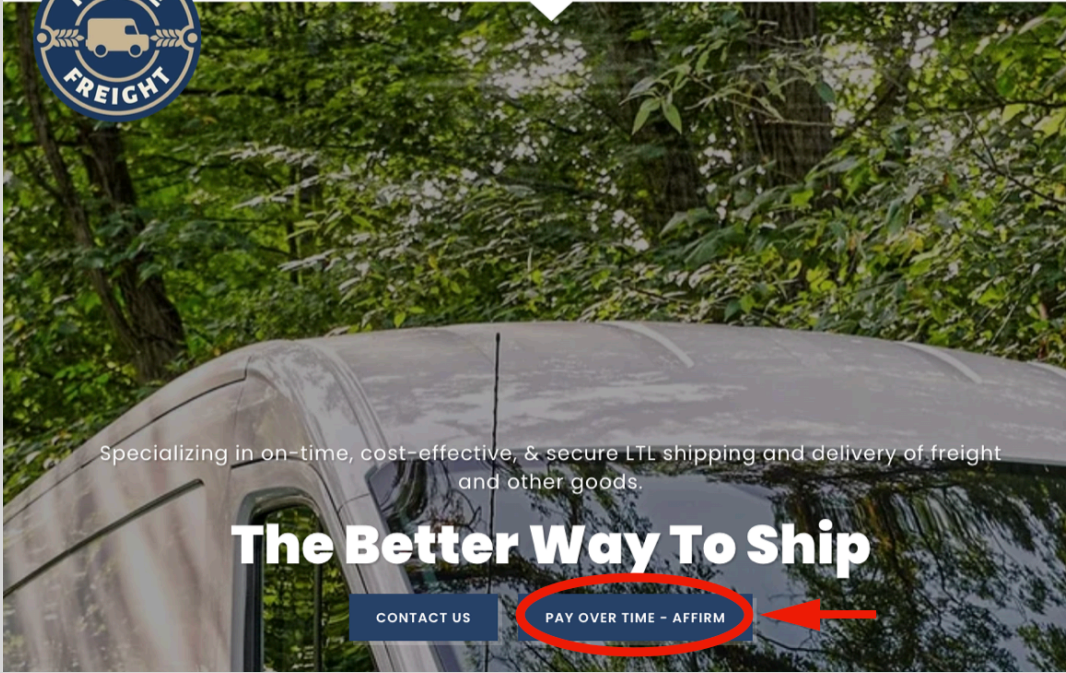
(Red arrows point to each row of this table.)
- Review and pay:** 4 total payments. A list of payments is shown:

Due today	\$62.50
October 21, 2024	\$62.50
November 4, 2024	\$62.50
November 18, 2024	\$62.50

(A red arrow points to the November 4, 2024 payment.)
- Payment method:** A dropdown menu showing 'PAYMENT METHOD - DEBIT Mastercard' (indicated by a red arrow).
- Terms and conditions:** A checkbox labeled 'I have reviewed and agree to the [Payment Agreement & Disclosures](#) and Prince Freight LLC refund policy.' (indicated by a red arrow).
- Get virtual card button:** A blue button with the text 'Get virtual card' (circled in red and indicated by a red arrow).

Step #9

Affirm will then generate a temporary card number, expiration date, and security code (similar to a digital gift-card or temporary debit card), for you to enter at the time of purchase.



Step #10

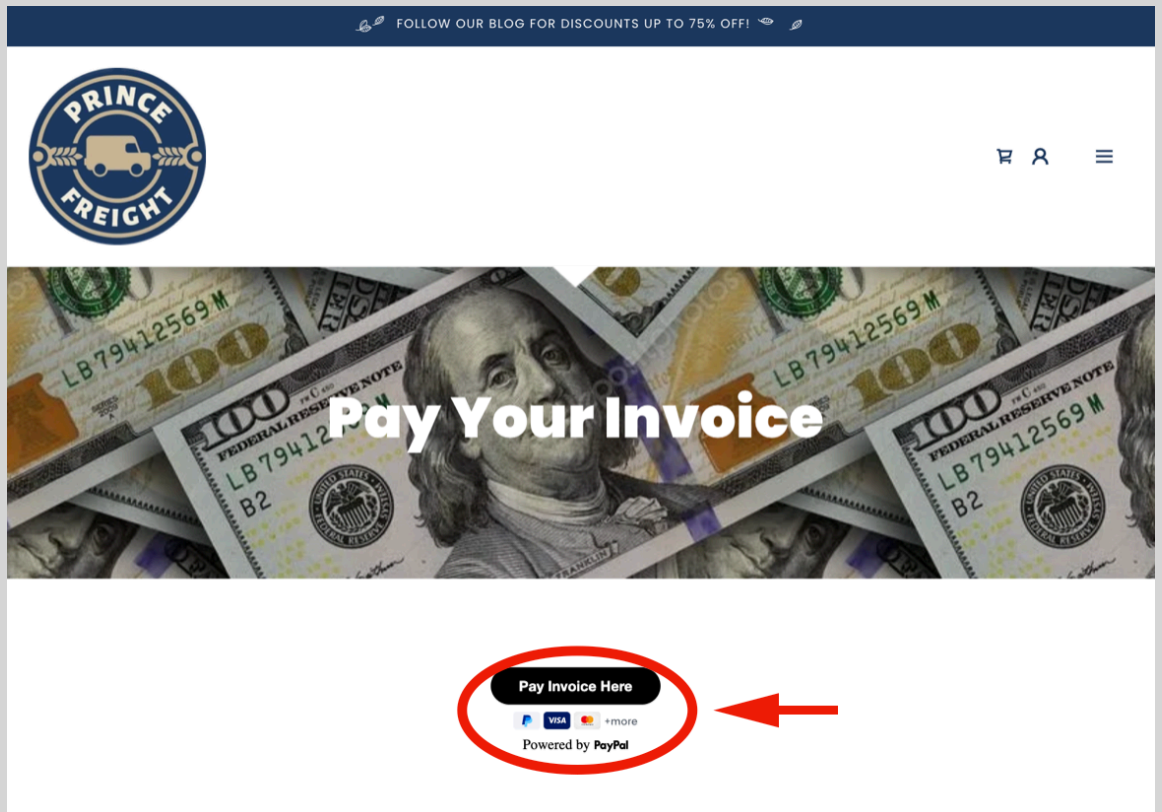
Visit: princefreightllc.com

On the home screen, press the "Pay Over Time - Affirm" button.

*This page can also be reached by pressing the menu (3 lines) in the top right corner, and selecting "Pay Your Invoice"

Step #11

Press "Pay Invoice Here"



Step #12

Enter Total Invoice Amount and Invoice #

Press “Debit or Credit Card”

Enter the generated card # provided by Affirm along with your billing details, phone #, and email.

Press “Pay \$—.—”

The image shows a payment interface with two main sections. On the left, there is an invoice summary with the following details:

- Invoice Amount: \$100.00 USD
- Invoice #: 100
- Total: \$100.00 USD

On the right, there are 'Express checkout options' including:

- PayPal (yellow button)
- venmo (blue button)
- Pay Later (white button with PayPal logo)
- Debit or Credit Card (black button with a card icon)

Below the 'Debit or Credit Card' option is a form for card payment details:

- Card number
- Expires
- CSC
- Billing address (with a US flag icon and a dropdown arrow)
- First name
- Last name
- Street address
- Apt., ste., bldg.
- City
- State (with a dropdown arrow)
- ZIP code
- Mobile (+1)
- Email

At the bottom of the form, there is a checkbox for 'Ship to billing address' which is checked. Below this is a confirmation statement: 'By continuing, you confirm you're 18 years or older.' At the very bottom is a blue button labeled 'Pay \$100.00' which is circled in red.

Red arrows indicate the flow: one arrow points from the '\$100.00' field to the 'Debit or Credit Card' button, another from the '100' field to the 'Debit or Credit Card' button, a third from the 'Debit or Credit Card' button to the 'Pay \$100.00' button, and a fourth from the 'Pay \$100.00' button to the right.

All Done!

That's it, you're paid and good to!

Affirm will send you an email regarding your accepted terms and conditions for your payments, dates, and other important information once PayPal processes your payment. (This can take a few hours to a few days)

If you have any questions, please reach out to us 24/7/365 at:

(312) 590-0846
contact@princefreightllc.com

You can reach out to Affirm for questions regarding your payments, terms, or anything else at:

helpcenter.affirm.com/s/
(855) 423-3729
(8am - 11pm Eastern, 7 days a week)

***Please be sure to read through all of Affirm's terms and conditions of use before applying or paying with them.**

****Prince Freight LLC does not have any affiliation with Affirm and cannot control their terms, conditions, policies, or procedures.**

*****Amounts, terms, or otherwise noted or shown information and photographs in this packet are for educational purposes only. Prince Freight LLC does not determine the amount you will be approved nor guarantee that Affirm will approve your request.**