

# The Leader



Newsletter of the Dallas Flyfishers ♦ January 2021  
Volume XLIV ♦ Number 1 ♦ [www.dallasflyfishers.org](http://www.dallasflyfishers.org)



FLY FISHERS  
INTERNATIONAL

## The President's Letter

by Alfred Hillman

— Notes from Al —

### Greetings to All.

The end of the year is a time of year for remembrance. We take stock of where we came from and have a moment to think about where we are going, as we pursue the future with hope. May your new year be all that you hope for, and may it be sprinkled with love and friendship. Happy Holidays! Season's Greetings! And my absolute best wishes for the New Year!!!

At this time as 2020 ends I want to thank our members for being flexible and continuing to

participate in our zoom presentations, our outings, and the instructional classes that were conducted. You have shown your resolve and I am extremely honored to serve you.

As we have gone from month to month our membership roll has grown and continues to grow, and the questions I have always asked I will continue. Tell me and your board members what you want to learn, what programs you would like integrated into our teaching, education, and outings. I need your ideas to see that we are meeting your needs and that we continue to grow and stay productive.

As we enter 2021, I would also like to welcome on board our new board members and to say thank you to our other board members and say let's continue to work for the good of all our club members. It has been an honor and privilege serving as your club president during 2020 and I look forward to making 2021 even more productive.

### Tight Lines

—Alfred Hillman,  
President, Dallas FlyFishers

## IN THE JANUARY ISSUE

Page:

- 1 The President's Letter
- 1 Letter from the Editor
- 2 DFF Board 2021
- 2 DFF Speaker Details
- 2 2021 Membership Renewal
- 3 2021 Calendar
- 3 January 2021 Fly of the Month
- 5 Fly Fishers International Status and Events
- 7 The Conservation Corner
- 9 Education And Outreach Report
- 11 Membership/Renewal Application

## Letter from the Editor

by Jere Anderson


While this has been a year that should go down in the history of most families as the year that we got almost nothing done that we had planned to do, we also note that we are still here. It is tragic to have that be the high point of the year, but not everything is in our control. A lot of the 2021 versions of events we love are moving around to new dates so print a copy of your calendar in the Newsletter and keep it on your fridge with the magnets. It looks like we may be slowly coming back to normal, whatever that might be.

I want to thank all the Fly Fishing world travelers that contributed articles to the Newsletter. This is YOUR newsletter, so I do need your input. Along those lines, an entire

new function, a fly tier page, is in this edition. What are your thoughts on the member articles and the new feature? I will keep trying to make this better, but more than one opinion is needed.

Blessings for the Holiday season and while we need to be careful, all my kids came home for a week or so during the holidays. I wish the very best for you and your families.

Tight lines  
and  
BIG fish.



Is the world back to normal yet?

## DFE Board 2021

### President

Al Hillman  
alfred.hillman.68@gmail.com

### Vice-President

Julia Bell  
flyfishgrl@gmail.com

### Past President

Jack Janco  
C-214-542-1738 H-972-542-8692  
jackjanco@sbcglobal.net

### Treasurer

Steve Jackson  
steve@vantexholding.com

### Secretary

Jim Woodman  
lakebud002@gmail.com

### Trustee 2021

Steven Pirtle  
stevenpirtle@gmail.com

### Trustee 2022

Dave Shatzer  
972-571-7622  
dshatz86@gmail.com

### Trustee 2023

LaJan Barnes  
nlbarnes@AOC.com

### Trustee At Large

William McAlpine  
214-773-4716  
williamcalpine@hotmail.com

### Auction Chairman

Finny Khan  
finny76@gmail.com

### Casting Instructor

Rex Walker  
rexwntexas@hotmail.com

### Conservation

Jere Anderson  
972-618-6714  
jaand75023@cs.com

### Education Coordinator

Richard Johnson  
469-877-0695  
rljgj@hotmail.com

### Event Photographer

Bob Bender  
rebender\_1@verizon.net

### IT Specialist

Jeff Ziehm  
214-202-2826  
jziehm55@gmail.com

### Membership

Mike Becker  
kuduguy@verizon.net  
Dave Shatzer  
972-571-7622  
dshatz86@gmail.com

### Newsletter Editor

Jere Anderson  
972-618-6714  
jaand75023@cs.com

### Outings

Kevin Crawford  
310-625-4927  
kevincrawfordphoto@gmail.com  
Johnny Martinez  
johnny24nascar@yahoo.com

### Programs

Jack Gillis  
214-718-4910  
JackGillis@outlook.com

## DFE Speaker Details

The Dallas Flyfishers regular meetings normally are on the first Monday of the month. For now, meetings in a room are blocked in Dallas, you may attend on ZOOM through your home computer. Watch your E-Mail for information.

### January Meeting,



**Jeff Currier** resides in Victor, Idaho where he bases his globe-trotting career in fly fishing. He is an active member of the *R.L. Winston Rod Co Professional Advisory Team* as well as *Simms, Scientific Anglers, Fly Fishers International, Yeti and Bauer Reels*. Jeff is also an "Ambassador" for *Yellow Dog Flyfishing Adventures* hosting exotic trips and exploring new destinations throughout the world. He has guided throughout Wyoming, Idaho and Yellowstone National Park and escorted fly fishers on six continents. Jeff has fished in sixty-two countries and caught over 420 species of fish on the fly!

### February Meeting,



**Landon Mayer's** angling success is fueled by an addiction to pursuing selective quality trout on the fly. Mayer enthusiastically teaches and demonstrates his techniques and on-river knowledge to fellow anglers and has developed innovative strategies for sighting, hooking, and landing selective trout. He shares these tips and secrets in his books

*101 Trout Tips: A Guide's Secrets, Tactics and Techniques* (new for 2015), *Colorado's Best Fly Fishing, Sight Fishing for Trout* (Second Edition), and *The Hunt for Giant Trout: 25 Top Locations in the US to Catch a Trophy*, in addition to a new instructional video *Mastering the Short Game* ([www.mastertheshortgame.com](http://www.mastertheshortgame.com)).

Mayer is a contributing writer for *Fly Fisherman* and *High Country Angler* magazines. His contributions also have been featured in publications such as *Fly Fusion* and *American Angler* magazines.

Mayer has been guiding in Colorado full time on the South Platte River for the last 21 years, and one full season on the Nak Nek River in AK. He resides with his wife, Michelle, and their four children in Florissant, Colorado.

### March Meeting,



A native of Colorado, **Pat Dorsey** has been guiding for nearly 30 years. Pat Dorsey spends well over two hundred days a year on the water, a combination of guiding customers, hosting destination travel-trips, and personal days on the water.

Pat Dorsey is the head guide and co-owner of the *Blue Quill Angler fly shop* in Evergreen, Colorado. He also maintains an online stream reports that monitors stream flows and conditions for the Blue, Colorado, South Platte (Cheesman, Deckers, Spinney Mountain Ranch, and Elevenmile Canyon), North Fork of the South Platte, and Williams Fork Rivers.

Pat authored the books, *A Fly Fishing Guide to the South Platte River*, *Fly Fishing Tailwaters*, *Tying* and *Fishing Tailwater Flies*.

Pat Dorsey is an accomplished fly tier and has originated several very effective patterns such as the Mercury series, UV scud, Limeade, Cherry-Limeade, Paper Tiger, Top Secret Midge, Medallion Midge and the famed Black Beauty. Although Pat Dorsey no longer has the time to tie flies commercially, he once produced over 28,000 flies in a year. Dorsey is a fly designer for *Umpqua Feather Merchants*. His signature flies are available at the *Blue Quill Angler* and other specialty fly shop throughout the United States. Pat Dorsey is also a Pro Team Member for *Whiting Farms*. Many of his flies incorporate Whiting Farm products.

— Jack Gillis

Program Chairman, Dallas FlyFishers

## 2021 Membership Renewal

I'm reluctant to say it's time to renew your membership for another year, because I would rather not see a repeat of 2020. However, our DFF memberships are based on a calendar year; and it is time to renew. In the absence of our fundraising auction, membership dues will play a vital role in DFF's ability to continue to provide quality speakers for our meetings, whether in person or virtually. Please use the online link to renew -

<https://www.dallasflyfishers.org/membership.html>.

Several members are already paid through 2021. If you have a question about your membership, please contact me at [kuduguy@verizon.net](mailto:kuduguy@verizon.net). Thanks in advance for being a part of DFF.

— Mike Becker

Membership

## 2021 CALENDAR:

### Happy New Year!

**January 4th** - The January DFF Club meeting speaker is **Jeff Currier**. The topic of his presentation is Fly Fishing Warm Water: Bass, Carp, Pike & More. This will be a Zoom ONLY presentation.

**January 4th-6th** - DBU Winter Fly Fishing Class.

**January** - Red River Rendezvous is not yet scheduled, perhaps as late as June.

**February 1st** - Our February speaker is **Landon Mayer**. His topic is Proven Trout Tips: Secrets, Tactics, and Techniques for Quality Trout.

**February 19th-21st** - GRTU Troutfest is canceled.

**February 27th-28th** - Fly Fishing and Brew dates, Mesquite Convention Center, 1700 Rodeo Dr. Mesquite, Texas 75149.

**March 1st** - Our March speaker is **Pat Dorsey**. His topic is Fishing Western Waters.

**March 8th-10th** - DBU Spring Fly Fishing Class.

**April 5th** - The April DFF Club Meeting.

**April 30th-May 1st** - Probable date for the Smallmouth Rendezvous, Tahlequah, OK.

**May 3rd** - The May Club Meeting.

**May 13th-15th** - Sow Bug Roundup, Mountain Home AR.

**June 7th** - The June Club Meeting.

**June 11th-12th** - Planned dates for the 7th Annual Lake Athens Fly Fishing Festival.

**July 17th-24th** - The joint DFF/FWFF Colorado Trout Outing to Southfork, CO.

**July** - There will NOT be an FFI Expo in Montana this year either as of now. Plans for possible regional EXPO's are under study.

**October 1st-3rd** - Southern Conclave, Mountain Home, AR.

**October 15-17** - Oktoberfisch, at Edgewater Springs Resort and Event Center, Fredericksburg Texas.

**November 5th-7th** - Toledo Bend Rendezvous.



## January 2021 Fly of the Month

by Jack Gillis

### Ray Bergman "Potter" Wet Fly

The January fly of the month comes from the classic Ray Bergman book "Trout." It is the Third printing and dated January 1939. The copy I saw turned out to be a treasure, as it was an autographed copy, signed by Ray Bergman. However, the most special part, it had an inscription in the dust jacket from someone who obviously gave the book as a Christmas present in 1939. The inscription includes a poem and reads like this:



*Fisherman?*

*He riseth up early in the morning and disturbeth the whole household.*

*Mighty are his preparations.*

*He goeth forth full of hope and when the day is far spent, he returneth, smelling of strong drink and the truth is not in him.*

The book is a treasure chest of 1930's vintage fly fishing techniques and most important to us tiers, fifteen full color plates with 20 to 50 flies per plate and full descriptions of the recipes. If you have not tried

fishing by swinging a wet fly, look up the technique and try it, it is deadly effective.

### Ray Bergman's "Potter"

#### Recipe (per Bergman)


Body - Blue Green floss  
Ribbing - Black Silk  
Hackle - Dark Brown  
Wing - Slate

#### Recipe (as tied)

Body - DMC Satin embroidery thread, color 501 (Slate Green)  
Ribbing - DMC Satin embroidery thread, color 310 (Black)  
Hackle - Ring necked pheasant rump feather  
Wing - slip of Widgeon primary feather  
Thread - Danville 6/0 flat waxed white (underbody) and black (wing tie in and head)

#### Tied by Barry Webster

- 1). Start the white thread so that your bobbin holder hangs at the back of the hook barb.




(Continued on page 4)

## January 2021 Fly of the Month

(Continued from page 3)


- 2). Tie in a six inch long piece of black floss (ribbing) so that the tag is toward the hook eye and the long end is back toward the vice (put it up in a material clip if you use one). Traditionally, this is tied in on the back side of the hook (i.e. 3 o'clock if you were looking at the hook with the eye in front and the hook in back). Clip the tag end off.



- 3). Wind the white thread up to the front of the hook and stop one hook eye diameter back from the hook eye, using touching, adjacent wraps. Your thread will tend to cord up as you wrap the body, so occasionally twirl your bobbin holder to unwind the thread and allow it to go onto the hook as flat as possible. You may choose to wrap several layers and create a slight taper (really a cigar shape) on the hook. The white thread is used to help the floss color when wet (floss is slightly translucent when wet and the white underbody will not darken the floss like a dark color underbody will). When you have the underbody shape you want, attach a piece (about 18 inches long) of the body floss (DMC 501). The embroidery floss comes with six strands. I select one of the six and then if you twist the floss, you will notice that each of the six strands really are made up of two smaller strands. I further separate the two strands and I am left with a small diameter piece of floss that really winds on flat and mimics silk well. It is not silk floss (silk is more vibrantly colored), but it is a cheaper alternative while you are learning or for tying fishing flies (vs display flies).



- 4). Wind the body floss to the rear of the hook (to a point above the back of the barb) and then wind forward back to the tie in point. Keep the floss flat and use adjacent touching wraps to create a very flat, smooth body. Switch to black thread and clip off the white thread.



- 5). Now wrap the black floss around the body to create a nicely spaced rib. Traditionally there are five wraps that that are used. The rib is wrapped under the hook and then over the top (i.e. clockwise if you were looking at the front of the hook to the back). Tie off the rib and clip the excess.



- 6). Using Widgeon duck wings pick feathers from both the right and left wings to get a nice pair. Then clip a slip from each feather and match the tips to prepare them for tying in the wing.



- 7). Here are the matching (right and left) wing slips tied on to the hook. The techniques for tying in the wings takes some practice and are probably beyond the limits of what I can explain in a short tying tutorial. There are excellent reference materials available, but my best recommendation is come join one of the tying groups and ask some of the experienced tiers to show you how to mount wings on flies. The excess wing material will be carefully removed with sharp, fine scissors at this point.

- 8). The Bergman recipe called for dark brown hackle (more of a throat based on the picture in Bergman's book). I choose to use a ring necked pheasant rump feather (picture below). The throat is tied in by holding the feather under the wing tie in point (may be easier to invert the fly at this point) and putting one or two loose wraps around the feather. Pull the feather forward until the length of the throat is such that the tips of the throat are near (but not past) the hook point. Mine are maybe slightly long on the example. You may need to manipulate the feather to get the throat to angle the way you want. Classic Salmon fly tiers will consider this method of attaching the throat to be cheating. Traditionally, the throat feather would be palmered (i.e. wrapped) around the hook and then all the barbs carefully pulled down into the throat position and held in place with thread wraps. Your choice on how to tie it.



- 9). Clip off the excess throat feather and wrap a small, neat thread head. Add a bit of "Kelson's Formula Head Cement" to make a nice glossy head. This is a tar and turpentine based head cement formula made to Kelson's old recipe, available from John McLain at FeathersMC (<http://feathersmc.com/>). This yields the finished fly - **Ray Bergman's "Potter"**.



# Fly Fishers International Status and Events

by Jere Anderson

With the entire world shutdown, a whole lot of really important events have been postponed or canceled. However, I have chosen to bring you all up to speed on the works of our Organization, the Fly Fishers International. I will cover three levels, 1) the FFI National Organization, 2) the regional councils like our Texas Council, and 3) our beloved club. Our FFI web site was hacked, and we are lucky to be in the process of building version 2 when this happened. The old web site was a gem, with tons of great information and presentations.

**NEWS FLASH ...** We are back.

<http://www.flyfishersinternational.org/>


Is once again the site for Information about a group that is dedicated to its motto, "All Fish, All Waters". Season 2 of FFI Online is off to a great start. There is too much for me to explain but go there when you have the time to explore.

The next best source is the Facebook page, [www.facebook.com/FlyFishersInternational](http://www.facebook.com/FlyFishersInternational) which has all the Webinars and presentation schedules on it. If you have not yet watched one of these, you are missing out on some exceptionally good information.



## FFI Status

I will start with the 2019 FFI Meeting in Bozeman, MT, at the Montana State University. This was my first chance to meet **Patrick H. Berry, President & CEO**. I have been in the real world a long time, and while some very great leaders have been the heads of organizations I have worked for, I really like it if the boss can also demonstrate knowledge of what it is we do. So when I got this picture at the 2019 FFI Meeting I was overjoyed.



Here is Patrick with some borrowed tools getting set up to tie his round of the Iron Fly Qualifications.



While Patrick was not able to make the finals, he gave it a quality attempt.

I like an officer who can talk the talk, but one who can walk the walk I will follow anywhere.

The Dallas Flyfishers were well represented when our VP, **Mr. Al Hillman**, received the **McKenzie Award** as the **Club of the Year**.



That same year Dutch Baughman won Fly Fisher of the Year. That was a clean sweep for the DFF. Dutch also taught a lot of great courses and leads the Learning Center.

So all looked well for us going into 2020. Dutch was re-elected to the Board of the FFI, and Barry Webster was elected to the FFI Board of Directors for the first time. Other leaders that we of the DFF have worked with also were back. The FFI Roderick Haig-Brown Award was earned by Aaron Reed of Georgetown, Texas. This is an authorship honor.

## FFI Online Season 2

The FFI is really getting some considerable momentum going, presenting online education and communication with the membership. I cannot possibly overestimate

the value of this initiative. Monthly status and management communications which in December covered the activities of Women's Connect, and the history of women in fly fishing was presented by Jen Ripple. There was also a Leadership Development Workshop presented by Dutch Baughman with Rick Hanes and Barry Webster among other presenters. All active volunteers will find something important in these monthly meetings. Add to that the fly-tying presentation once a week on Wednesday Evening and you have a lot of great information presented by the best in our sport. Go to the web page, and you are there. A new menu is there every week, so be sure to link up so the events will be in your online window automatically.

## FFI Conservation Committee

When I first was in the Conservation Committee representing the Texas Council, it was headed by Dr. Glenn Erikson and Tom Logan. I asked Glenn where I should start, and he said to contact the Southeast Aquatic Resources Partnership (SARP) who in turn connected me to Mr. Tim Birdsong, Chief of Habitat / Conservation at Texas Parks and Wildlife. We became a key partnership and were involved in a lot of good projects. The first was the River Access Program. This got Tim the Warm Water Fisheries Award and Jere the Conservation Award. I wrote articles about the Guadalupe Bass Restoration Program. All in all, the Texas Council was directly in contact with Tim and his programs. This was an incredibly good feeling to be so close to a large menu of important Conservation programs. I have contributed to reviews of the revised Climate Policy and to Brad Eaton's work to redefine and promote BASSCATCH as head of the Warm Water Committee. This has been fun work, and extremely rewarding.

These last few years the Conservation Committee in the FFI has been headed by Dave Peterson. During this time Tom Logan has been the Chairman of the Board of Directors. For next year, Tom Logan will head the Conservation Area, and Dave Peterson will be Chairman of the Board. This is good for we of the Councils in the Southern States. Tom Logan is the Conservation

(Continued on page 6)

## Fly Fishers International Status and Events

(Continued from page 5)

representative for the Florida Council, so with Texas and the Gulf Coast Council, we have three groups that can and do work together covering Southern Conservation Issues, and with Tom Logan's clout, we should be able to accomplish a lot. Warm water fly fishing was the subject of a Webinar, and even more needs to be done with Salt Water Conservation.

### FFI Fly Tying Group



Thanks to our past DFF president, Fred DuPre, we are still well connected to the Fly Tying Group at the FFI.

Most of us send our flies for the Skill Awards to Fred for judging. He is one of the very few with the Gold Award, and even fewer that can judge and approve your Gold Award Flies. He has been the energy behind the collection of fly-tying DVD's that must number over a thousand. Fred is the Treasurer, and the lone Texan on the Fly-Tying Board. In 2020 Dutch Baughman received the FFI Darwin Atkin Memorial Fly Tying Achievement Award. He deserves any award and is one of the really great tiers of very complicated flies. Jere Anderson got the Nelson Fly Tying Teaching Award. So the DFF did well, The Chairman of the Fly Tying Group, Jerry Coviello, got the highest honor in fly tying, the Buz Buszek Award. We do have some Texans that deserve the Buszek, and I hope to nominate one or more of them over the next few years.

Jerry Coviello is putting fly tying instructions, beautifully written and with great graphics, on Facebook. Go to the FFI web site and look at all the great stuff in <https://flyfishersinternational.org/> And do take part in the Wednesday Evening Fly Tying Zoom Sessions led by Fred. You should receive an E-mail about it every Friday. There are so many great and creative fly tiers.

### FFI Casting Committee

I am afraid that my ignorance of our work in the Casting Committee is too great to allow me to comment very much about this. For all you hard working teachers of the fine art of fly flinging, I do apologize. They do have a lot of

well thought out teaching material, and also have recently added skill awards like the Fly Tying skill awards. Their certification program for teachers of the complex art of fly casting is also a challenge that would be good to acquire. All in all, a very complex and well thought out hierarchy of information and skill award testing to certify your level of ability.

### The Learning Center

This is a relatively new venue and is a tribute to the leadership of Dutch. There are a lot of great videos on a lot of subjects out there. I use them to teach, and they are fun to watch. Both fly tying and conservation have regular Zoom Sessions, and IMO they are well worth the time.

The learning center has the big three of fly fishing; Fly Tying, Casting, and Conservation, and another big one. They have a section called Fly Fishing. I see this as some collection of knowledge that will not just cover a special issue, it ties them all together into a collection of wisdom that can help almost anyone. To tap into this huge collection of well-organized wisdom, go to the FFI web site. I heartily suggest that any friends you have that ask questions about our sport be referred to this area of the web site.

### FFI Women Connect

Every woman who is an FFI member is also a member of this group. From the volume of posts, they seem to be organized and active. All you women of the DFF should investigate this or contact our VP, Julia Bell. The December monthly program by the FFI was specifically covering the history and growth of the women's programs, and it was presented by Jen Ripple, one of the great ones.

All in all, the International is moving forward at a gallop. While it was not so visible even a short time ago, the top of the food chain in Fly Fishing is making an impact IMO. DO NOT fail to tune in and check out the calendar each week for new things. I am amazed at the progress and the value added to our mission. If you are not a member now of the FFI, please consider it. Don't get left behind and miss out on the knowledge and initiatives the top folks are putting together.

## Texas Council Status



Education & Conservation

We have been the Texas Council since about 2014. Before we were part of the Southern Council, and many of us still attend their big events like Sow Bug. The Texas Council officers were heavily from the North Texas Clubs for a while, but now it is becoming better spread out. Members of the board of the Texas council that are DFF Members are; Barry Webster VP, Dutch Baughman board member at large, Julia Bell Women's Director, and Jerry Hamon past president. Of course, a lot of people are dual members of the cluster of North Texas Clubs and have multi-club memberships.

President Andy Payne and I talked at Oktoberfish and he has a lot of plans. To keep in touch, go to either the FB page at [www.facebook.com/TexasCouncilFFI](https://www.facebook.com/TexasCouncilFFI) or the web site at [www.texascouncilffi.com](http://www.texascouncilffi.com) and read the newsletters. It is a well-run page and has a lot on it. With so much of what the International is doing depends on members of our Council, we are a real keystone group of clubs and key players.

Andy is filling some positions that have needed a more active leader, and he is impressive as a project organizer and planner. Here is a chance for some of you that want a position with wider scope than just the DFF to get their feet wet all the way to your ear lobes without the risk and responsibilities of a Council Chairmanship. Many of us, like Jere, are helping beyond the scope of the DFF, by working with committees that need support. Too much is the work of one person and that needs to be a shared responsibility.

## Dallas Flyfishers Status



We are still having to do Zoom Meetings, but they work. Have you been watching? We also had an election for the Officers and Board Members. The bylaws state that it should be a regular meeting, but with none of those in sight, our Wizard of Technology, Jeff, did the voting by

(Continued on page 7)

## Fly Fishers International Status and Events

(Continued from page 6)

E-mail to the members that we send newsletters to. An exceptionally good response with a unanimous approval of the slate resulted. So, the side bar on page two of this newsletter has the 2021 results. Thanks, members, for supporting our programs.

Jack Gillis took over as Programs chairman, and his first month's submittal to the Newsletter was great. He also offered to do some fly tying columns. This is great also, and your Editor appreciates the support.

What else should we be doing with the newsletter?

The trout plantings from Texas to the Blue River are alive and well. Get out there. Watch on Facebook for offers to carpool to these locations. I have gotten a group to the TFFC. They are limited to 100 on campus, so get there early. Check in at the gate. It is not exactly the hard fighting giant Trout of the middle of the Western Mountains, but it is a good change from Bluegill.

But get outside and wear your mask. Social Distancing seems to help too. There is a lot going on in the three levels of the FFI. Lots of great videos, fly tying education, and a monthly educational video. We will survive. Humans are a very resilient species, and nature itself is always rebuilding something. Give it a chance.

**Tight lines and big fish.**

— Jere

## The Conservation Corner

by Jere Anderson

The Spring topwater season is almost as exciting as the springtime itself. Talk to our guides that post on our FB pages, and our better traveled fly fishers. If we get a mild winter like the last few, the spawn will be almost here. One year in the 1990's we had such an early spring that over half of the year's fish big enough for Share-A-Lunker consideration were already caught by the middle of February. No way of knowing if that is going to be matched this year, but after our once in a lifetime record of tropical storms in 2020, nothing will surprise me very much. We have a lot of fish that need to be caught. They must be getting lonely without our many highly skilled fly flingers out there annoying them.

*I am always a supporter of conservation.* So in a year where we have not done very much since the second week in March of 2020, we still have some good projects going on. As a long time conservation guy, my vote for the best of these is the **Friends of Furneaux Creek Nature Trail** Facebook page. By now you probably know that this is Richard Johnson's and many of his fellow Elm Fork Master Naturalist's activity. They are helping a citizen's group, A nonprofit community organization located in Carrollton, TX enhancing and improving the greenbelt along Furneaux Creek and the Blue Line Biking and Hiking Trail. This has been going on for some time, and the results are very commendable.

During the fall of year when the Monarch Butterflies were migrating south, the numbers in their garden were huge. Here is a picture from their FB Page.



In addition, lots of places to explore are scattered through the area. These are some of my favorites.



There are 15 Bluebird nest boxes that fledged 22 baby Bluebirds.



Freshly hatching Bluebirds.



On the first of the month, morning bird walks have seen over 50 species visiting this oasis of natural beauty at an island in a city.



And this does not happen by magic. A veritable army of willing volunteers are why this relatively barren area is now a blooming and thriving natural beauty.



Little islands of wildflowers and informative signs are everywhere, and guided nature walks are available.

(Continued on page 8)

## The Conservation Corner

(Continued from page 7)



This is a good community project, and very impressive. They also have ZOOM meetings with speakers giving informative lessons about the things going on in this place.

So where do the Dallas Flyfishers fit in here? Besides taking the full attention of our Education Committee Chairman, our conservation team is kept busy here. One of the parts of the Master Plan for this area is to keep on top of the quality of aquatic life in the little stream. Richard has volunteered Jere and Roger Rohrbek to help a team of water quality monitors from the Elm Fork Master Naturalists with stream monitoring. A group of their more science-oriented Master Naturalist members are trained Water Quality Monitors, like we were in the 1990's. The water they are monitoring is where Furneaux Creek passes close to the Branch Hollow Park Tennis Courts on Arbor Drive. It is a quiet little stream most of the time and is mostly less than knee deep. Here is a picture where we do our monitoring.



At the same time the Stream Team Water Quality Monitors get their samples to examine, the Dallas Flyfishers also get two sizable buckets of stream vegetation and gravels. While the stream team doing the Chem Lab things, we pour some of the stream water and gravel into a shallow pan. Then the fun begins. We find little life forms and put them in little cups to give to Roger for a good look

and bug identification using his Lab Quality Microscope.

The results are fascinating, and more than I expected. Abundant Damsel and Dragon Fly nymphs, our usual major species, were there again. Small Mayflies were also freely available, and with there being over 600 Mayfly species, we were not able to get down to the species level. We did get to see a Dragon Fly Nymph eat one of the Mayflies under the microscope, which was a hoot. Scuds, snails and a rare one, an ostracod sometimes called a seed shrimp were identified. We usually see a few aquatic worms and a leech or two. A few freshwater mollusks are found and tons of their shells. Some highly active midge larva, a slim thread of a creature and bright red, and most of a dozen species in total, make this a fun project.

As fly tiers, to see the actual animals, in correct colors and sizes, is very educational. Since so much of our water in North Texas has nearly the same ecology, if you can tie these, you have a fly box that should work nearly everywhere. Here are a few of our bugs.



I most certainly suggest that you volunteer to help this project. Go to the calendar on their page, <http://www.fcnaturetrail.org/> and find an outing day that looks like fun. Or go to the Facebook pages. Show up and if Richard does not see you first, introduce yourself. The Elm Fork Master Naturalists also have a Facebook page and are highly active with this project. This is a big project and a great piece of cooperation between the Texas Angler Education Instructors, Texas Master Naturalists, the FFI through the Dallas Fly Fishers and others, and the Carrollton Community that have adopted enhancing this forgotten bike and hiking trail.

As your Conservation Chairman for 28 years, we have worked together on a lot of projects and have had some quite good results. Whether we lead or support a project is not really the point. Whether the project is helping with Tim Birdsong on Water Access Issues, water quality monitoring for the Trinity Natural Resource Conservation Commission getting the background information for the developing Texas Water Plan, or doing a stream clean-up, it all adds up. This project of urban restoration of nature's balance amongst the houses is important and sets an example of what can, and IMO should be done. None of this is unimportant.

These kinds of projects can and do make a visible difference. Be proud of what we do and be sure to join in when the opportunity become available. Even if it is just a one-time thing, like helping with the spring Lady Bug planting, it really matters.

**Live with nature, love the wild and take care of it.....**

— Jere





# Education And Outreach Report

by Jere Anderson

Everything between September and January of 2021 is gone except for a few outdoor things...

don't call them for advice, you may be missing a big chance.

The other interesting booth at the top of my list was the Texas Council Booth.

The big event that seems to have escaped the cancelation fetish was the famous Oktoberfisch put on by the Fredericksburg Fly Fishers. I am so glad it survived.

If you missed Oktoberfisch 2020, I am sorry you missed a great fly fishing event. More than anything this year's event was simply a fun and wholesome learning environment for fly fishers of all skill levels. Over 200 persons showed up at the beautiful Edgewater Springs Resort Venue in Fredericksburg Texas to enjoy a great program, great fishing, great instruction, great friends, and great food. This time it was at a new and not yet finished resort in Fredericksburg. This backs up on the Pedernales River. Judy and I and our daughter Karen attended. My wife who agreed to go even though it was her birthday weekend, had a great time. We pulled into town too late to sign-in on Friday, so we had a terrific meal at a little German Restaurant on the main drag in town. The girls shopped while I attended the Fly Fishing events.

There were lots of things to do. Go to <https://www.fredericksburgflyfishers.com/oktoberfisch/> to see it all. Two of the most interesting booths were these. Living Waters of Round Rock, TX.



They are a guide service, fly shop, book store, and everything else. Wonderful group, and if you are going to fish in the Austin Area and



I spent a lot of time talking to Andy Payne, our Council President, and he has a lot of great plans. It would be improper for me to share them but stay tuned.

The activities were huge. Casting classes and coaching right by the Conference Hall. Teaching fishing from a float, boat or shore by the river behind the casting area. Both Barry and Dutch were scheduled to demonstration fly tie.



Jim Bass reports that over 40 students at all levels took part in the Casting Activity.

Below are a few of the great pictures on the Fredericksburg Fly Fishers site. These great shots are just a few, so go there for much more good stuff.

Right behind the Conference Center is this great wade fishing spot.



They also taught float fishing and paddle fishing in the same spot.



A really good-looking Kayak Display with words of wisdom.

The Girls got back in time for the Saturday Reception. This is Judy and my oldest daughter, Karen. The snacks were a good warm up for Dinner.



(Continued on page 10)

## Education and Outreach Report

(Continued from page 9)

This was followed by some time to get together, and then the fund raiser auction. Lots of great stuff going for good prices. Trips, fly rods and reels, you name it.



Then the chow line experts hit the dinner. It had pretty good variety, and was well prepared.



I was not aware of the huge number of wineries in the area. We had free wine with the BBQ meal and they had a Merlot look-a-like that was my favorite.



All in all, I certainly can recommend this event to anyone. Next year it is on October

15th – 17th, 2021. By that time hopefully the venue will have finished the big stuff, but it worked out well this time. It is certainly a lot to do in a neat town. If you can, get there early and/or stay after and tourist around a bit.

So what can you do for an encore after that? Well, this event is certainly a great competitor. The 4th Annual DFF Fly Fishing Outing at Sunset Ridge Ranch took place on October 24, 2020. This event is usually in the spring with the Bluebonnets in bloom. However, this year we were locked down that week. But with care, some work on Social Distancing and the generous hard work of the Gannon Family an event happened. It was a bring your chair and relax event, shown here.



While the incredible Texas Wildflowers were long gone, the water, the Swans and the Fish were happy join in. Fifteen members had a great time. President Al caught the biggest fish, a bass.



The lakes were in good shape and the fishing was particularly good, according to the posts on Facebook.



I have not seen swans that were free range since Europe. They are beautiful.



A fine healthy fish. Thanks, Gannon Family. Maybe in 2021 we can do this when the Ennis Bluebonnet Festival is going on. This is one of the most beautiful places on Earth when the flowers are in bloom.

So where do we go from here? Well, from the looks of our calendar, we have about one event a month coming up. So while the club

(Continued on page 11)

## Education and Outreach Report

(Continued from page 10)

can continue to help with the list of on-going projects, there is a distinct shortage of outdoor events even being thought about, much less scheduled.

The FFI Zoom sessions, ranging from monthly status and future events information from the Board, to weekly fly tying lessons put on by Fred DuPre and featuring some of the FFI's very best are worth it. Go to [www.flyfishersinternational.org](http://www.flyfishersinternational.org) and click on FFI Online. This will be a very up to date schedule of Zoom presentations. As many as 4 a week, with a weekly news one. The Monday one is the news, and the Wednesday one is fly tying. Dutch has had a great Leadership Development Workshop much like the one in Montana in 2019 that President Al and I attended.

Our President is working up a calendar of fishing outings, and that will help. There

have been quite a few led by Dr. Lou, and we thank him for that. With the warm weather only about a month away, the Crappie spawners in the weed pads, and the Bass on nests are due almost any day now. Unless we get a real burst of winter from the North, this stands to be one of our mildest winters in more than a decade. So be ready to hit the water certainly by the middle of February.

It is a tough life, but someone gets to live it. It might as well be us. Life is returning to the land of Oz.

**Best wishes for big fish  
and lots of them....**

— Jere



To Join DFF, complete the form below and mail along with your check to:

**Dallas Fly Fishers  
8349 Club Meadows Dr.  
Dallas, Tx 75243**

You can also join or renew online at <http://www.dallasflyfishers.org/membership.html>

## MEMBERSHIP / RENEWAL

New Member  or Renewing My Membership  (Check one) Date \_\_\_\_\_

Name: \_\_\_\_\_ Spouse's name: \_\_\_\_\_

E-mail address: \_\_\_\_\_

Home phone: \_\_\_\_\_ Work: \_\_\_\_\_ Cell: \_\_\_\_\_

Address: \_\_\_\_\_

City: \_\_\_\_\_ State: \_\_\_\_\_ Zip Code: \_\_\_\_\_

Are you a current member of the Federation of Fly Fishers? Yes  No  (check one)

### New Members:

Annual membership dues: \$36 per year

After July 1st, pay \$18 for half year

After Oct 1st, just pay for the following year

### Renewing Members:

Annual membership dues: \$36 per year