

# Welcome to Busuu

Student starter pack



# Contents

Welcome to Busuu	<a href="#">3</a>
How to use Busuu	<a href="#">4</a>
Getting started with Busuu	<a href="#">6</a>

# Welcome to Busuu

With Busuu you learn at your own pace, with lessons for all, even if you're a complete beginner.

All course content is hosted on our [mobile app](#) and [online](#) via your computer browser

## How Busuu works

Busuu **self-paced lessons** will help you get to grips with vocabulary and grammar, with chapters clearly set out to help you track progress. Our courses include **AI-enabled lessons** where you can practise your **speaking skills**, and get **personalised feedback**.

All this is reinforced by interactions with **fluent speakers** in our community, who guide your learning with authentic speaking knowledge.

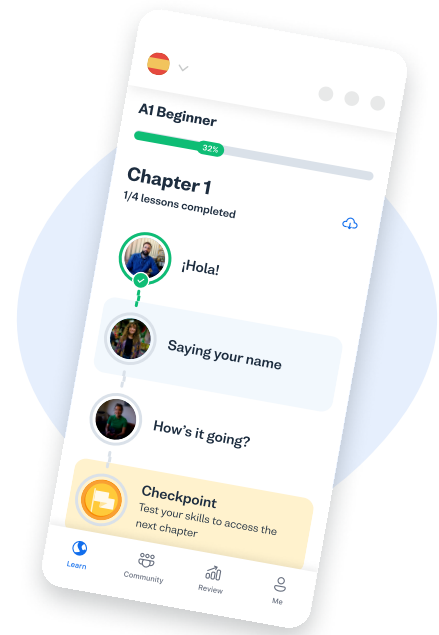


Whether you're learning for work, travel or everyday life, **Busuu** will help you get confident speaking new languages

# How to use Busuu

## Self-paced lessons

Lessons you access via our app or computer browser, set out in clear easy-to-follow chapters. **You can take these lessons as many times as you like, we suggest you start learning for 10 minutes each day.**



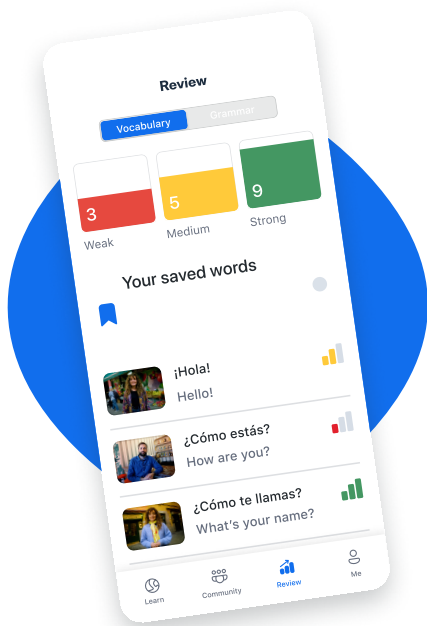
## AI-enabled learning

You'll get plenty of chance to practise speaking as you learn, with AI-powered listen and repeat exercises, including instant feedback to build your confidence

## Study Plan

You can set your learning goals in your own unique **Study Plan** to help you establish a strong learning habit of daily practice



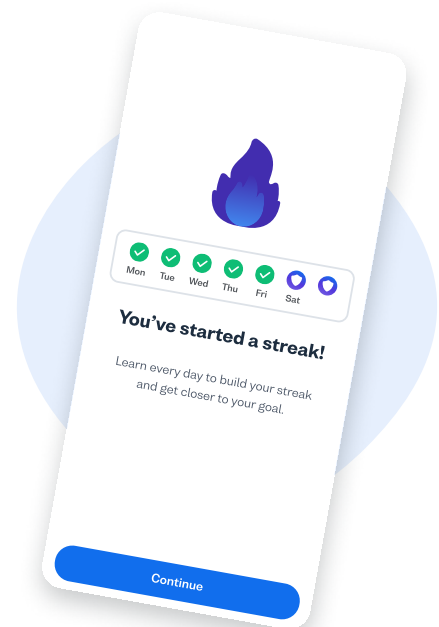


## Smart Review

Review is where Busuu collects the words and grammar topics you learn in self-paced lessons, and reminds you what you need to work on. **Spend time in your Review at least twice a week for best results**

## Streaks

You can create learning **Streaks** with daily practice and collect rewards that will encourage you as you progress



# Getting started with Busuu

## Setting up your course



Visit: [Busuu](https://www.busuu.com). Enter your company email e.g. [@dhl.com](mailto:@dhl.com), [@deutschepost.de](mailto:@deutschepost.de). Choose the language you would like to learn for daily and professional use. Your account is now created.



In the app settings, you can set your preferred display language - the language used for the platform interface and tasks, from **15 available options**.



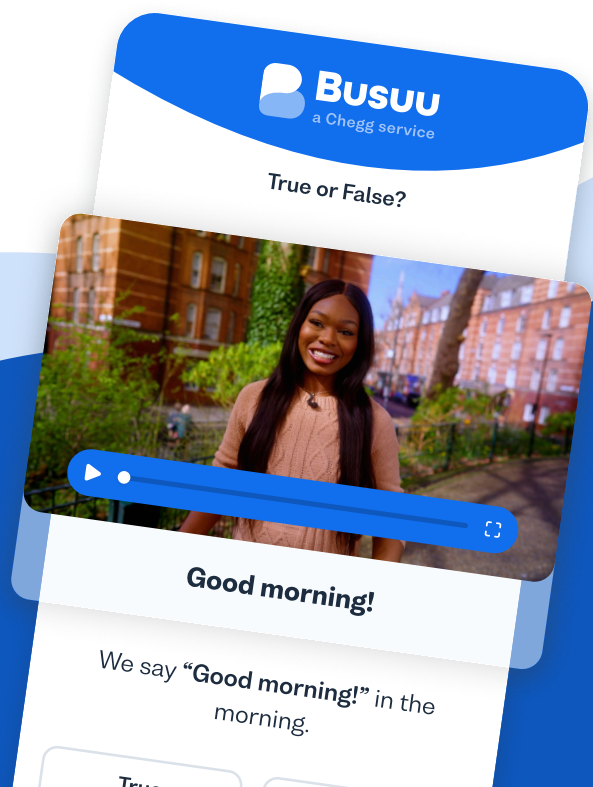
You'll be asked why you're studying and to set your daily learning goals. This is your personalised **Study Plan**, to help build strong learning habits



Next, follow the prompts to complete a short **Placement Test** to show you where to start in the Busuu course, based on your knowledge level



When you've completed your Placement Test, you'll be ready to start your self-paced lessons. **We recommend learning 10 - 15 minutes a day!**



# Getting started with Busuu


## Setting up your course



Visit: [Busuu](#). Enter your company email e.g. [@dhl.com](#), [@deutschepost.de](#). Choose the language you would like to learn for daily and professional use. Your account is now created.



In the app settings, you can set your preferred display language - the language used for the platform interface and tasks, from **15 available options**.



You'll be asked why you're studying and to set your daily learning goals. This is your personalised **Study Plan**, to help build strong learning habits



Next, follow the prompts to complete a short **Placement Test** to show you where to start in the Busuu course, based on your knowledge level

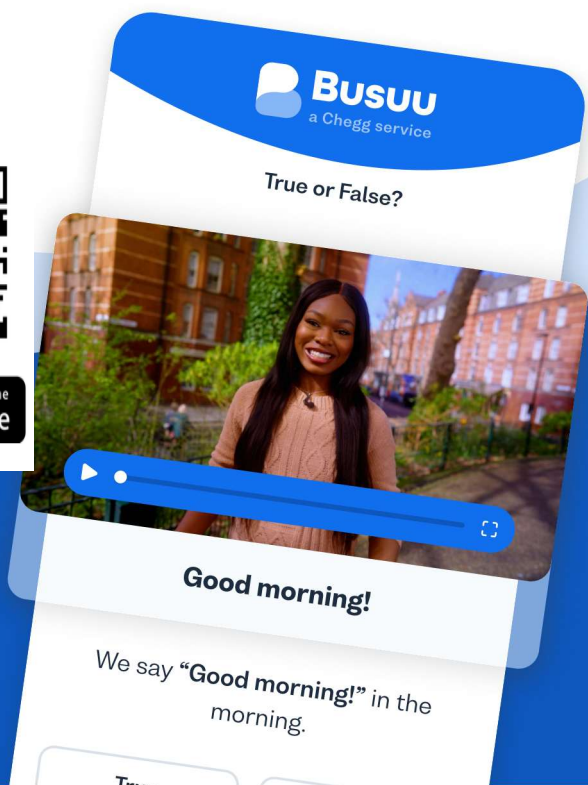


When you've completed your Placement Test, you'll be ready to start your self-paced lessons. **We recommend learning 10 - 15 minutes a day!**

### ACCESS BUSUU NOW!

Enhance your learning experience by using the Busuu Mobile app

1. Download the free Busuu app on your smart phone or tablet.
2. Login with "Continue with email" option using your company email
3. Choose "Log in with SSO" at the bottom

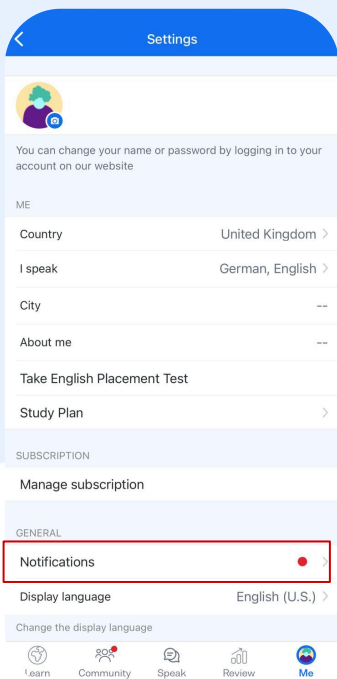


# How to turn off community notifications

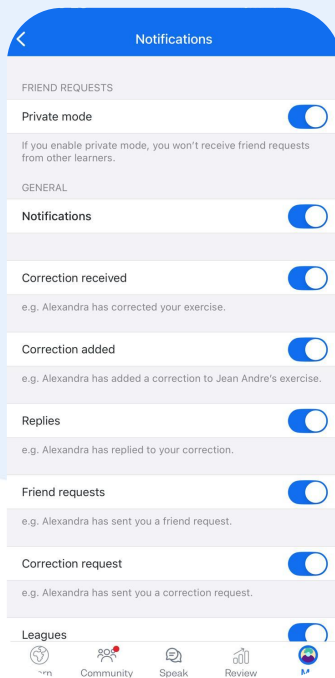


The disablement of the notifications is only possible [via the mobile app](#).

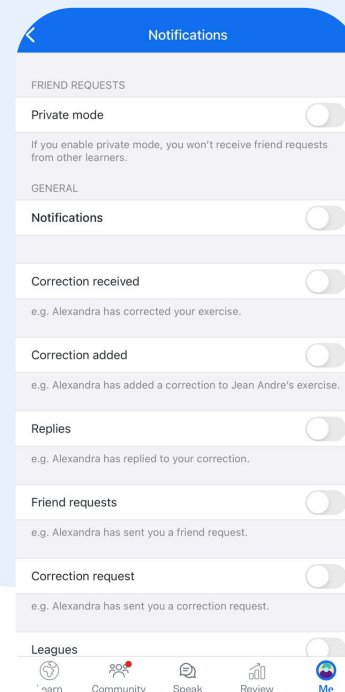
## 1. Go to your profile.



## 2. Click on "Notifications".



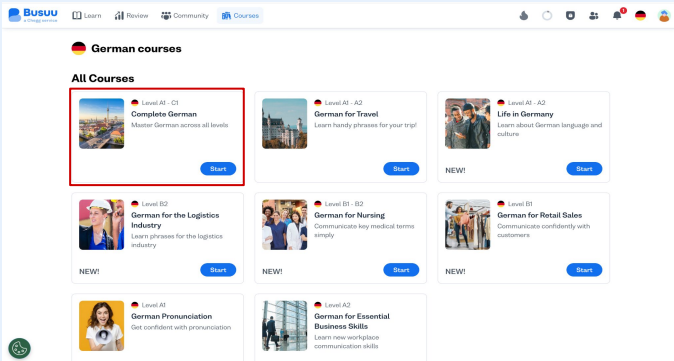
## 3. Disable your notification according to your preference.



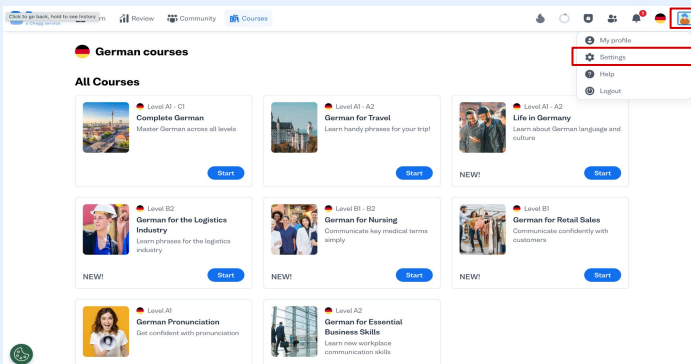
# How to take another placement test



1. Firstly, you must choose the language you want to learn and engage in the *Complete Course* in the tab "Courses":



2. Then you access your icon & click on settings:



3. This is what the settings looks like. croll down and you will see an option to take another placement test:

