

LG PuriCare™

Front Load Washing Machine

Model: FV1450S2W

Prepared by Training and Activation Division
Speaker:





Overview

- Introduction of Washing Machine
- Product Features
- Unique Selling Points (USP)
- Pricing & CareShip
- Specification
- Products Comparison



Washing Machine Buying Guide: How to Choose the Right Washer for Your Home?



Price and Budget



Capacity



Washing Programs
and Features



Washing Machine
Types



Energy Efficiency

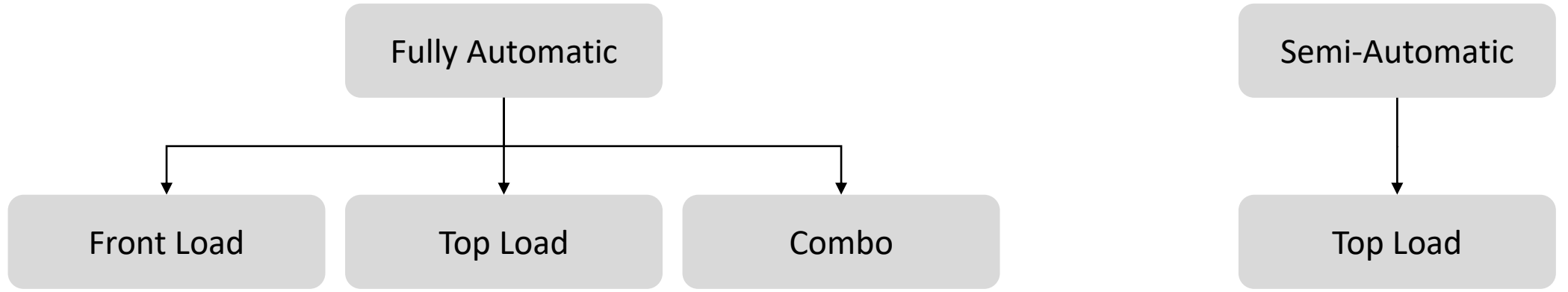


Durability and
Reliability

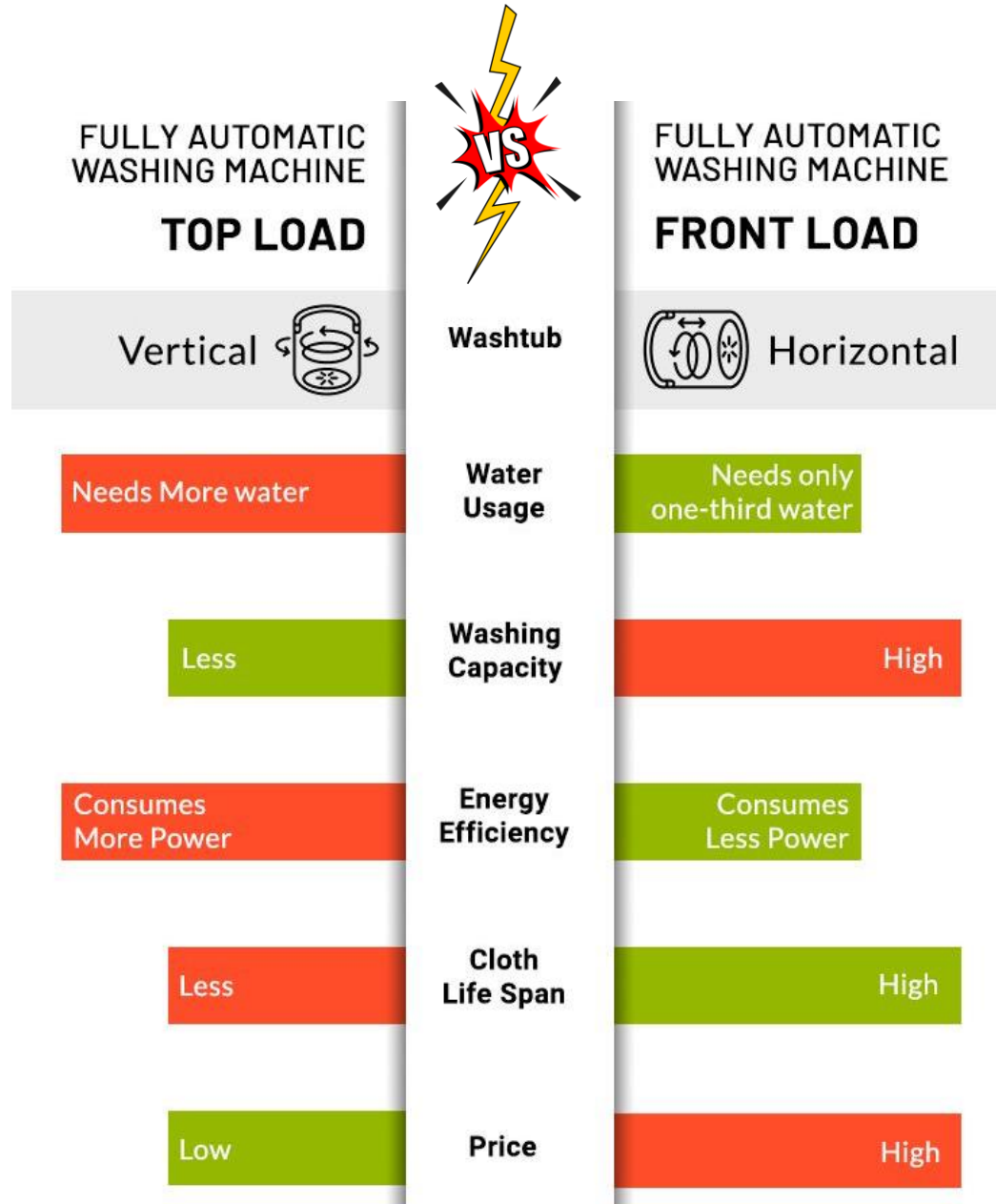


Installation and
Maintenance

Types of Washing Machine



Introduction of Washing Machine



AI DD™



TurboWash™ 360°

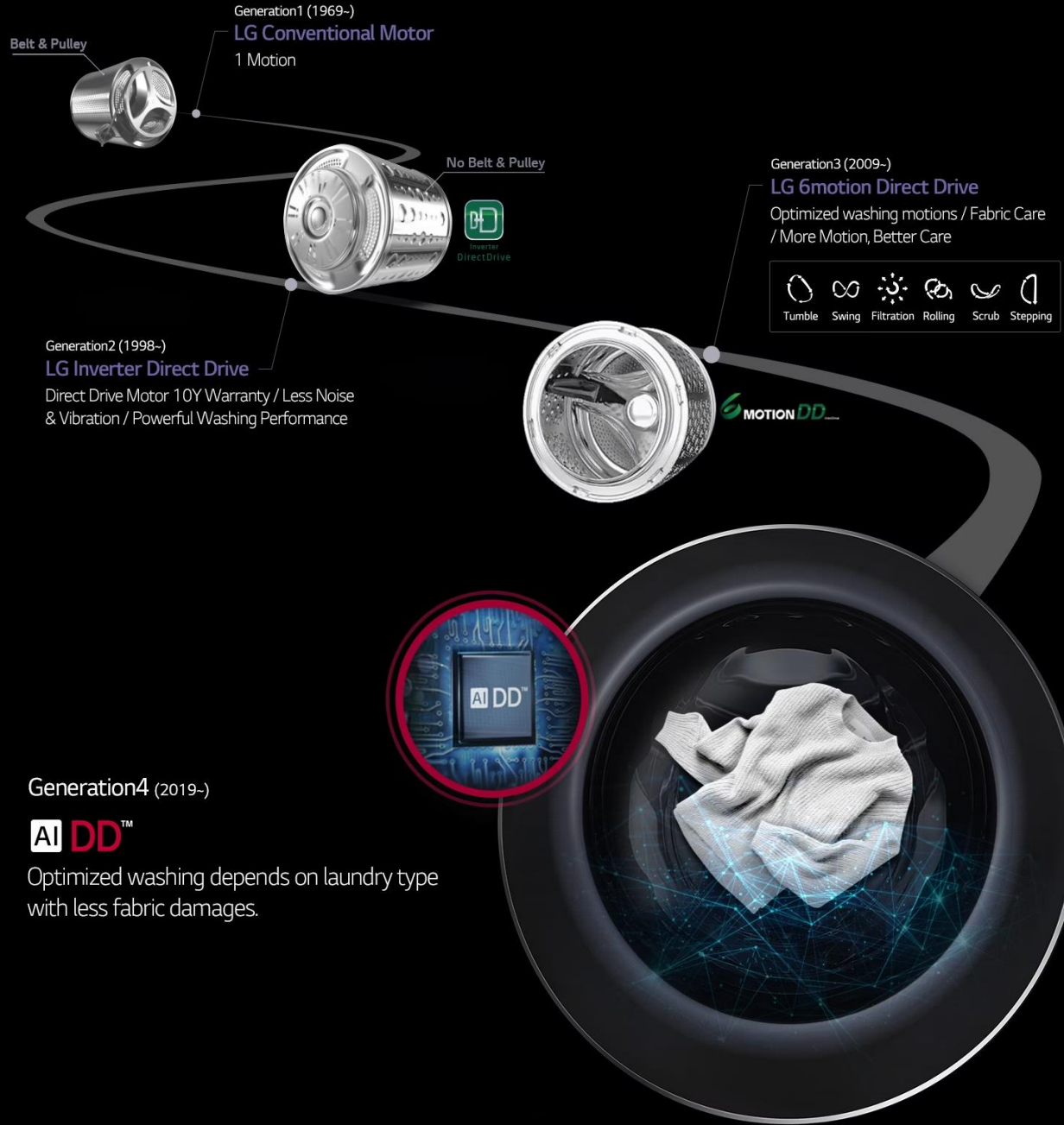


Steam+™



Bigger Capacity







Unlike traditional washing machines that use a belt and pulley system to operate the drum, **LG's Direct Drive Motor** directly attaches the drum to the motor without the need for a belt.

This direct connection **eliminates** many of the common problems associated with belts, such as wear and tear, noise, and vibration.

DIRECT DRIVE MOTOR

CONVENTIONAL MOTOR

LG DIRECT DRIVE™ MOTOR

DD MOTOR + **BELT** + **PULLEY** + **DRUM**

DD MOTOR + **DRUM**

Motor directly attached to the centre of drum:

- Increased Stability, Minimal Vibration
- Less Noise – no frictional noise
- Increased Durability – fewer moving parts
- Increased Energy Efficiency – direct power onto drum resulting in no loss of energy

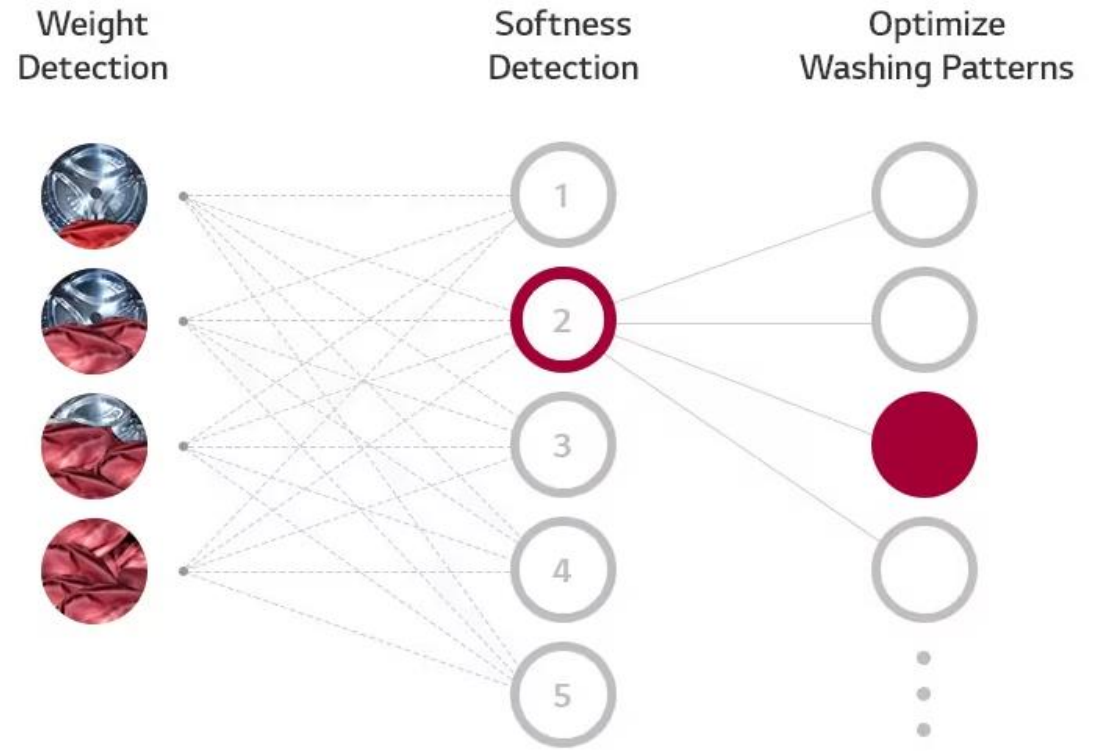
• Unpleasant noise and vibration

• Wear-out of belt and its replacement

The diagram compares two washing machine motor systems. On the left, the 'CONVENTIONAL MOTOR' section shows a washing machine drum connected to a motor via a belt and pulley system. Below this, icons for 'DD MOTOR', 'BELT', 'PULLEY', and 'DRUM' are shown with a plus sign between 'DD MOTOR' and 'BELT', and another plus sign between 'PULLEY' and 'DRUM'. Below these icons are two bullet points: '• Unpleasant noise and vibration' and '• Wear-out of belt and its replacement'. On the right, the 'LG DIRECT DRIVE™ MOTOR' section shows a washing machine drum with the motor directly attached to its center. Below this, icons for 'DD MOTOR' and 'DRUM' are shown with a plus sign between them. Below these icons is a bolded heading 'Motor directly attached to the centre of drum:' followed by four bullet points: '• Increased Stability, Minimal Vibration', '• Less Noise – no frictional noise', '• Increased Durability – fewer moving parts', and '• Increased Energy Efficiency – direct power onto drum resulting in no loss of energy'. At the top of the diagram is a circular icon with a sound wave and the text 'DIRECT DRIVE MOTOR'.

What is AI DD™?

- The AI DD™ detects not only the weight, but also senses softness of fabric, and it chooses the optimal motions for the fabric by itself.





The **LG 6 Motion Direct Drive** technology allows the washing machine to select and combine these different drum movements based on the selected wash cycle, the type of fabric being washed, and the level of soiling.

This results in **improved cleaning performance**, **reduced wear and tear** on clothes, and **enhanced efficiency**.





TurboWash™360° which is a quick **39 minutes cycle** washes your clothes so well with its **4 directions of 3D multi nozzles**.

TurboWash™360° technology is designed to **reduce the time** it takes to complete a laundry cycle.

It achieves this by using **powerful jets of water** and **enhanced drum movements** to saturate and clean the laundry **more quickly**.





LG Steam+™ uses steam to effectively clean and refresh clothes. Steam can help to remove stubborn stains, dirt, and odors from fabrics.

It's particularly useful for items that may not be suitable for traditional washing, such as delicate garments or items that require a quick refresh.

LG Steam+™ technology **eliminates 99.9% of allergens**, such as dust mites that can cause allergy or respiratory issues with **30% less wrinkles**.

Bigger Capacity

Wash More in the Same Space

LG offers front-load washing machines with a range of drum sizes to accommodate **various laundry needs**, from small loads to large family-sized loads.




Durability

More Durable and Hygienic

Boosted external durable and elegant tempered glass door and developed hygienic and durable stainless lifter.



Tempered Glass Door



Stainless Lifter (99% Anti Bacteria*)

ThinQ™ - Smart Appliance

With ThinQ™ technology, your washer just got smarter from operating your laundry remotely to downloading additional cycle.

Easily interact with it and access the latest innovations with Wi-Fi Connectivity.

**Remote Control , Download New Wash Programs, Smart Diagnosis, Energy Efficiency, Notifications and Alerts and many more.



The advertisement features a white LG front-loading washing machine with a black drum. The LG logo is in the top left corner. Three callout boxes with icons point to different parts of the machine: a green hand icon for 'Time for Tub Clean', a yellow water tap icon for 'Check Water Valve Connection', and a grey bucket icon for 'USAGE REPORT NUMBER OF CYCLES'. A hand in the bottom right holds a smartphone displaying the ThinQ Care app interface. The text 'ThinQ Care' is written in red and black. Below the machine, the text reads 'ThinQ Care LIFE IS BETTER WHEN YOUR HOME RUNS SMARTER'. At the bottom, it says 'Download the ThinQ Care App for smart alerts to keep your appliances running smoothly' and 'ThinQ Care is included on eligible models.'

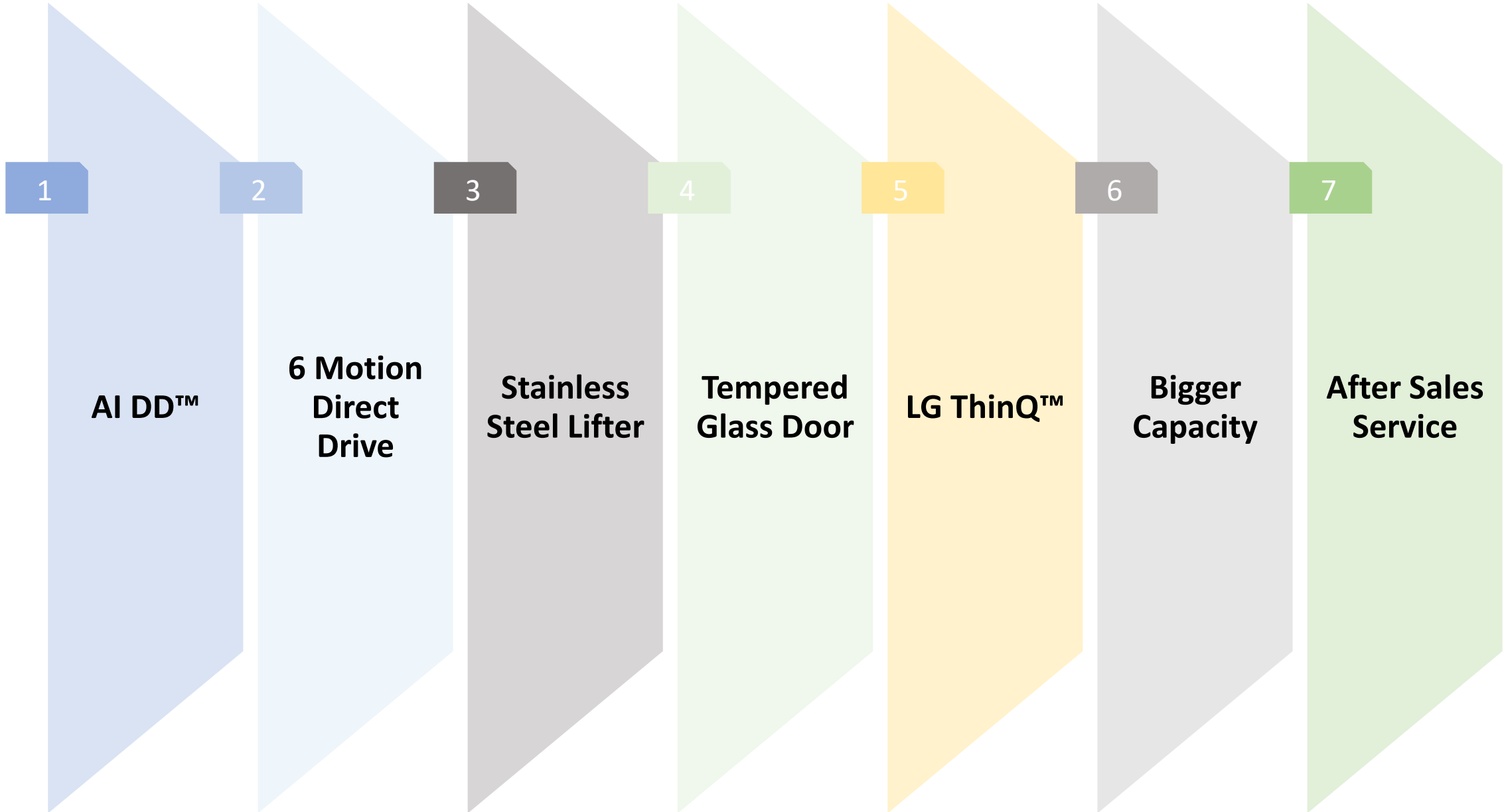
ThinQ Care

LIFE IS BETTER WHEN YOUR HOME RUNS SMARTER

Download the ThinQ Care App for smart alerts to keep your appliances running smoothly

ThinQ Care is included on eligible models.

▪ Unique Selling Points (USP)



■ Pricing & CareShip

Product Name/Model	LG Front Load Washing Machine FV1450S2W.ABWREML
Rental Contract	5Y (Finance Lease)(5+0Y)
Rental Fee (RM)	RM90/Month (Regular Visit) RM70/Month (Self-Service)
CareShip Frequency	Every 6 Months
CareShip Service	<p>(Every 6 Months)</p> <ul style="list-style-type: none">■ Tub Cleaning Detergent <p>(Every 12 Months)</p> <ul style="list-style-type: none">■ Tub Cleaning Detergent■ Drainage Filter












- Product Features: Specification

Type	Washer
Color	White
Capacity	10.5kg (Dry Weight)
AI DD™	Yes
TurboWash™360	Yes
Steam	Steam
LG ThinQ™	Yes
Door	Tempered Glass
Full Stainless Lifter	Yes
Add Item	Yes
RPM	5 Levels (Max 1400)
Dimension (MM) W*D*H	600 x 560 x 850
Product Weight (KG)	70kg
Set up Water Temperature	Cold / 20 / 30 / 40 / 60 / 95
TWINWash™ Compatible	Yes



Product Comparison



	FV1450SW	WW10TP44DSX/FQ	EWW1042Q7WB
 Model	FV1450SW	WW10TP44DSX/FQ	EWW1042Q7WB
 Max Spin Speed (RPM)	1400	1400	1400
 Washing Capacity (kg)	10.5	10	10
 Energy Capacity	2250 W	2100 W	2000 W
 Dimension (WxHxD) (mm)	600 x 850 x 560	600 x 850 x 550	600 x 850 x 659
 Motor Type	Inverter Direct Drive	Digital Inverter	Eco Inverter
 Wi-Fi	Yes	Yes	Yes
 Main Key Features	AI DD™, TurboWash™360°, Steam+™, Bigger Capacity, ThinQ™	Eco Bubble™, QuickDrive™, Super Speed (39 mins)	SensorWash, UltraMix, HygienicCare
 Price (MYR)	From RM70/Month	From RM 88.86/mth* or RM 3,199.00	RM 3,999.00

Do you know which one is the right detergent for your washing machine?



For Clothes



For Drum Cleaning

Dual Inverter Heat Pump™ Dryer with Auto Cleaning Condenser

Model: VD-H9066WS



Overview

- Introduction of Dryer
- Product Features
- Unique Selling Points (USP)
- Pricing & CareShip
- Specifications
- Products Comparison



Why should you use a clothes dryer?



Dry clothes in any
weather



Save Time

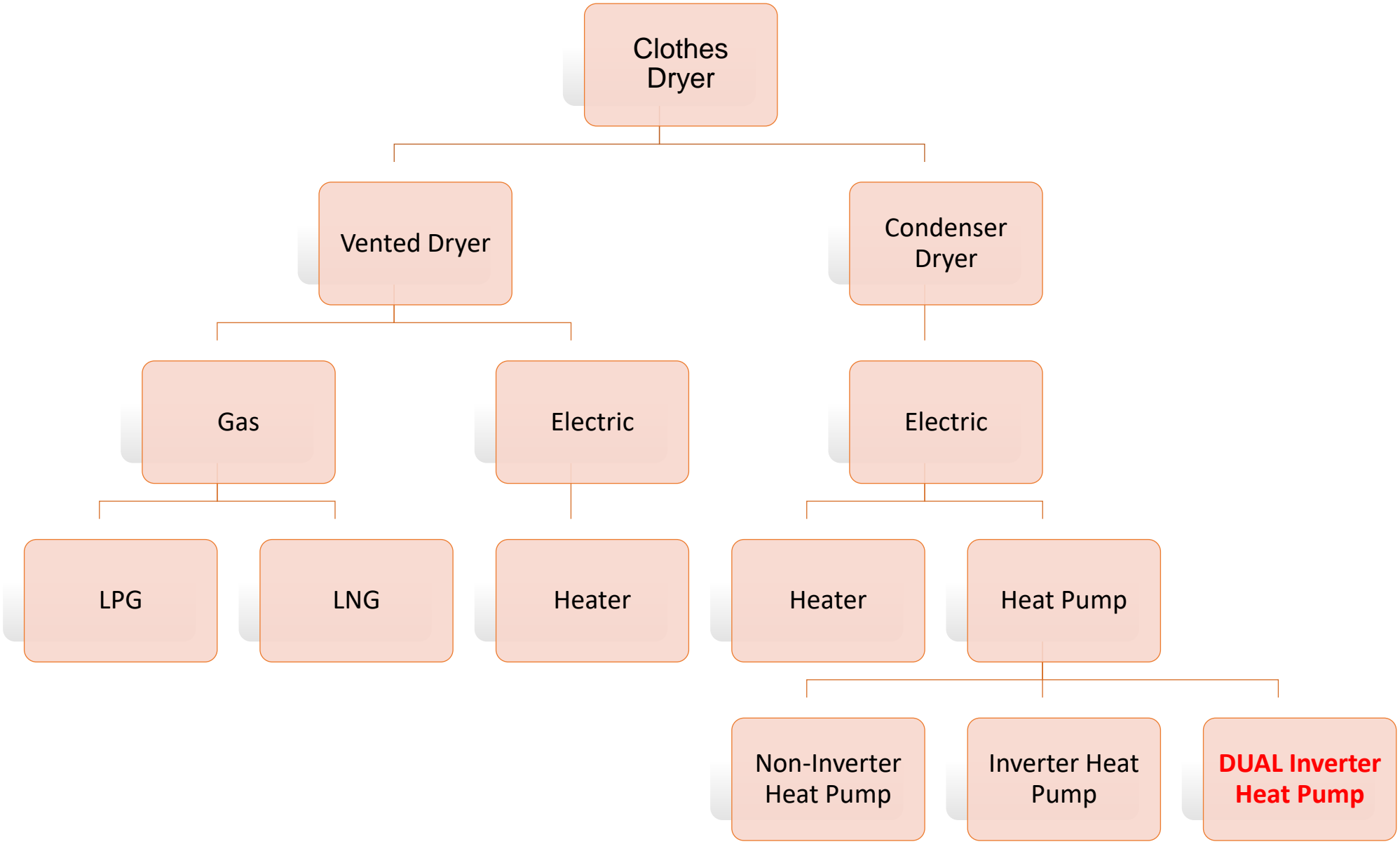


Reduce damage
on the clothes



Space Saving

Introduction of Dryer





DUAL Inverter Heat Pump™

- EcoHybrid (Time/Energy)
- Low Temp. Drying
- Motor & Compressor 10 Years Warranty



Convenient

- Auto Cleaning Condenser



Allergy Care

- 99.9% Allergy Care



Additional

- Dual Lint Filter
- Durability & Design
- ThinQ

- Product Features | Dual Inverter Heat Pump™ Dryer

Heat pump dryers offer benefits such as **energy efficiency, quiet operation, and less heat loss.**

Electric and gas dryers warm air in the drum to dry clothes, but this warm air is then expelled, resulting in heat loss and energy waste.

This air is **dehumidified, reheated, and reused**, eliminating the need for venting, and **significantly reducing heat loss and energy waste.**

It uses two cylinders running at different speeds to enhance drying efficiency while **reducing energy use and noise.**



Benefits of Dual Inverter Heat Pump™ Dryer

1. Energy Efficiency
2. Faster Drying
3. Quieter Operation
4. Enhanced Durability
5. Fabric Care



Dual Inverter
HEAT PUMP





Benefits of Auto Cleaning Condenser

1. Improved Energy Efficiency
2. Maintenance-Free Convenience
3. Consistent Drying Performance
4. Longer Appliance Lifespan

Benefits of Allergy Care Mode

1. Allergen Reduction
2. Enhanced Fabric Cleaning
3. Improved Comfort
4. Odor Removal
5. Peace of Mind


Kill 99.9% Bacteria with LG Tumble Dryer





LG Dryer

How to clean
the lint filters



Benefits of Dual Lint Filter

1. Improved Lint Removal
2. Enhanced Airflow
3. Energy Efficiency
4. Extended Dryer Life
5. Cleaner Clothes





Remote Control

Use LG ThinQ™ app on your smartphone to start a dry cycle or get notifications when your laundry is done from anywhere.



Various Cycle Drying

With various drying cycles, you can properly dry your clothes and look great then ready to go.

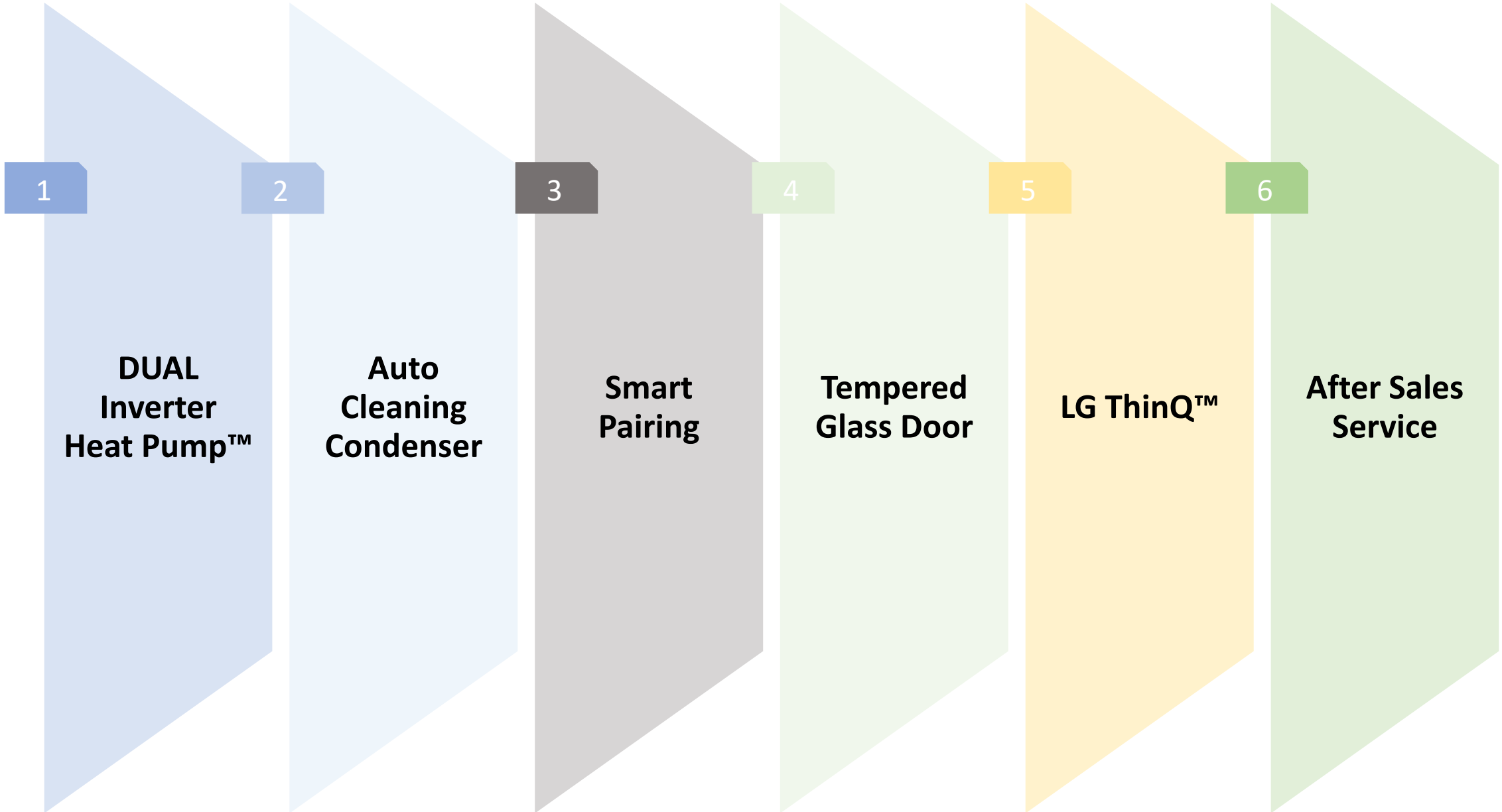


Smart Pairing

With LG ThinQ™, a dryer automatically sets the proper dry cycle by receiving data from the LG washer via Wi-Fi.



▪ Unique Selling Points (USP)



■ Pricing & CareShip

Product Name/Model	Dual Inverter Heat Pump™ Dryer VD-H9066WS.ABWREML
Rental Contract	5Y (Finance Lease)(5+0Y)
Rental Fee (RM)	RM100/Month (Regular Visit) RM80/Month (Self-Service)
CareShip Frequency	Every 6 Months
CareShip Service	(Every 6/12 Months) ■ Fabric Softener Sheet (1 Box)












- Product Features: Specification

Type	Dryer
Color	White
Capacity	9 Kg
LG ThinQ™	Yes
Door	Tempered Glass
Full Stainless Lifter	Yes
Add Item	Yes
Dimension (MM) W*D*H	600 x 690 x 850
Product Weight (KG)	57 Kg
TWINWash™ Compatible	Yes



Product Comparison



	VD-H9066WS	DV6000T	EDH903R9WB
 Model	VD-H9066WS	DV6000T	EDH903R9WB
 Warranty (Years)	5 (General) 10 (Motor)	2 (General) 20 (Motor)	2 (General) 10 (Motor)
 Drying Capacity (kg)	9	9	9
 Weight (Kg)	57	49	49.7
 Dimension (WxHxD) (mm)	600 x 850 x 690	600 x 850 x 600	596 x 850 x 638
 Motor Type	Dual Inverter Compressor	Digital Inverter	Inverter
 Wi-Fi	Yes	Yes	Yes
 Main Key Features	DUAL Inverter Heat Pump™ ,Auto Cleaning Condenser, Smart Pairing Allergy Care, Eco Hybrid, ThinQ™	AI Control, Air Wash, Optimal Dry, Hygiene Care, Quick Dry 35Mins, Wrinkle Prevent, Reversible Door	SensiCare, Delicate cycle, 3DSense
 Price (MYR)	From RM80/Month	From RM 98.58/mth* or RM 3,549.00	RM 3,669.00

Thank You

