

Water quality and Pressure maintenance solutions that are just LIKE YOU



Simply Compresso



Statico



Compresso Connect



Zeparo Cyclone



Zeparo G-Force



Simply Vento

IMI Hydronic Engineering

 **IMI PNEUMATEX**

111 YEARS OF EXPERTISE

**LIKE ME.
Expert, reliable
and highly efficient**

IMI Pneumatex:

A company LIKE YOU

Founded in 1909 in Basel, Switzerland, IMI Pneumatex has been a true pioneer in the pressurisation market, developing products that remain market-leading technologies to this day; including the first-ever closed expansion system that was built in 1955.

"The 'Swiss-made' stamp highlights the seriousness of the manufacturing and the attention paid to ensure the highest quality of the products."

Bruno Gebes, France



**LIKE ME.
Pioneer, responsive
and experienced**

For over 110 years, IMI Pneumatex has never swayed from its belief that prevention is better than cure, which is why we strive to develop **groundbreaking solutions and superior technologies that keep HVAC systems free of gas, dirt, and sludge, thus ensuring long service life, durability, and effective pressure control.**

However, innovation for innovation's sake is not what we're about.

Everything we do is driven by real-world needs, and every solution we design is intended to help solve the challenges you face, be it space savings, energy efficiency or remote connectivity, **bringing peace of mind for you and your customers.**



A history in Innovation: The 1st Compressor system launched in 1965. Followed by the 1st pump system, Transfero, in 1972 and the 1st vacuum degasser, Vento, in 1995.





A **pressure maintenance** range that is just **LIKE YOU**








Our pressurisation devices are made from the highest-grade materials in our state-of-the-art factories so you can expect quality, reliability and performance – whatever the application.

"IMI Pneumatex offers a series of vessels shapes and sizes that are practical, durable and suitable for any system's needs. Some of our partners have several old IMI Pneumatex installations from the 80s that are still functioning perfectly."

Lajos Vágó, Hungary



**LIKE ME.
High-performing,
adaptable and great
under pressure**

System type	Fixed air cushion systems	Dynamic air cushion systems - with compressors			Dynamic air cushion systems - with pumps		
	<p>One of the most popular and effective solutions in the lower performance range thanks to its brilliantly simple design, robust construction and operation without auxiliary power.</p> 	<p>Ideal for medium-sized applications with heating systems where high precision and compactness are essential, optimal pressure is maintained by a compressor and overflow valve.</p>   			<p>Predominantly designed for medium-sized applications where optimal pressure is maintained by a pump and overflow valve. Some of the products are suitable for large-sized applications from 40 MW and even up to 160 MW.</p>   		
Products	Statico SD, SU and SG	Simply Compresso	Compresso Connect F	Compresso Connect	Transfero TV Connect	Transfero TVI Connect	Transfero TI Connect
Volume	from 8L to 5000L	80L or 160L	from 200L to 700L	from 200L to 5000L	from 200L to 5000L	from 200L to 5000L	from 1000L to 5000L (unlimited sizes upon request)
Pressure Class	3, 6 or 10 bar	3 bar	6 bar	6 or 10 bar	10 or 13 bar	16 or 25 bar	10, 16 or 25 bar
EN Requirements	EN13831	EN12828 EN12976 EN12977	EN12828 EN12976 EN12977	EN12828 EN12976 EN12977	EN12828 EN12976 EN12977	EN12828 EN12976 EN12977	EN 12828 EN12952/12953 EN12976 EN12977
Heating Application	✓	✓	✓	✓	✓	✓	✓
Cooling Application	✓	✓	✓	✓	✓	✓	✓
Solar Application	✓		✓	✓	✓	✓	✓
Butyl Bag	✓	✓	✓	✓	✓	✓	✓
BrainCube Connectivity		✓	✓	✓	✓	✓	✓
Integrated Cyclonic Vacuum Degassing					✓	✓	
Integrated Water Make-up		✓ (WM version)			✓	✓	



Why is **pressurisation** so important?

Effective pressurisation control is essential to ensure optimal system performance and protection of components to safeguard their lifespan.

The incompressible media contained in heating, solar and cooling water systems expands and contracts as temperatures fluctuate, leading to changes in volume.

When **temperatures rise**, system media expands, pressure builds up and the subsequent strain on individual components can lead to rupture and failure.

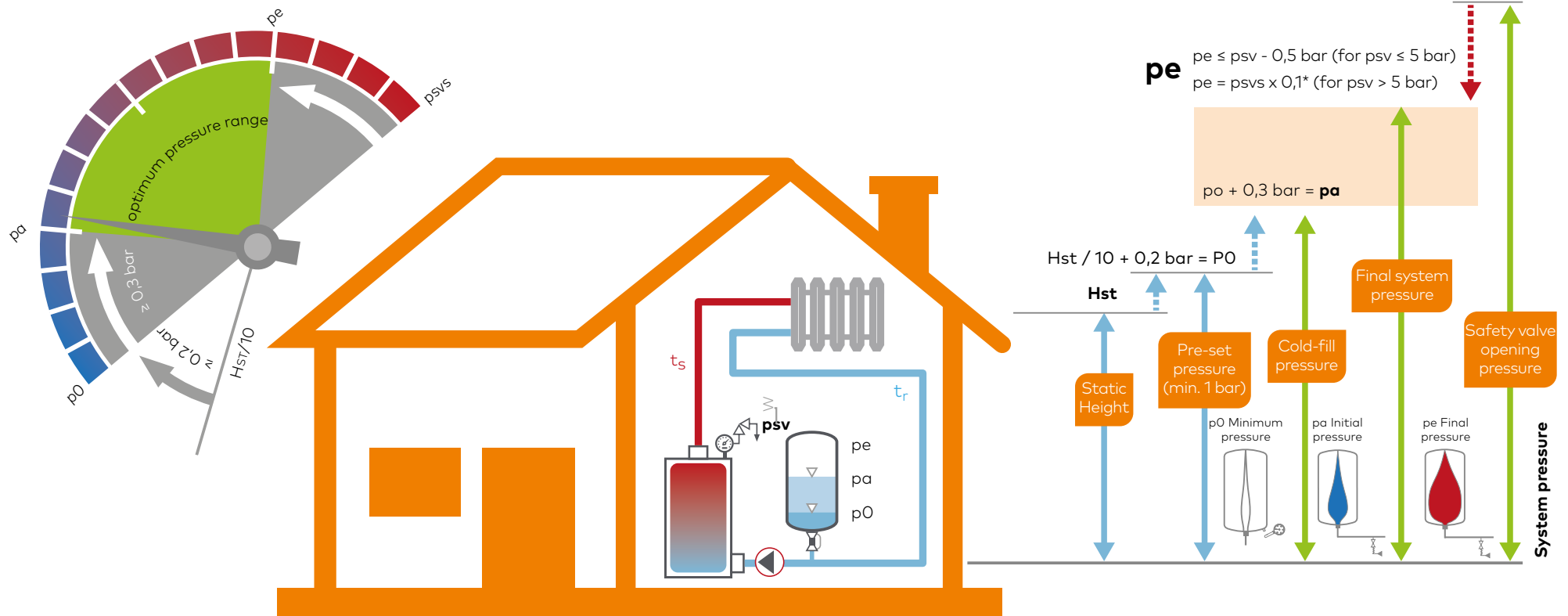
When **temperatures decrease**, the volume reduces and the drop in pressure can lead to air intake that causes corrosion, the biggest enemy of water-based HVAC installations.

Therefore, **sub-optimal pressurisation can damage components like pumps, as well as causing leaks and corrosion that undermine performance and system longevity.**

This is why it is essential to invest in a high quality pressurisation system that is adapted to the specific needs of your application.

Our innovative and high-performing range of pressurisation solutions automatically compensate for changes in pressure caused by temperature fluctuations and consistently maintain optimal system pressure.

This will eliminate the aforementioned problems (leaks and corrosion) and will help protect system components to **deliver years of trouble-free, cost-effective HVAC performance.**



* SWKI standard $pe = psvs/1,3$

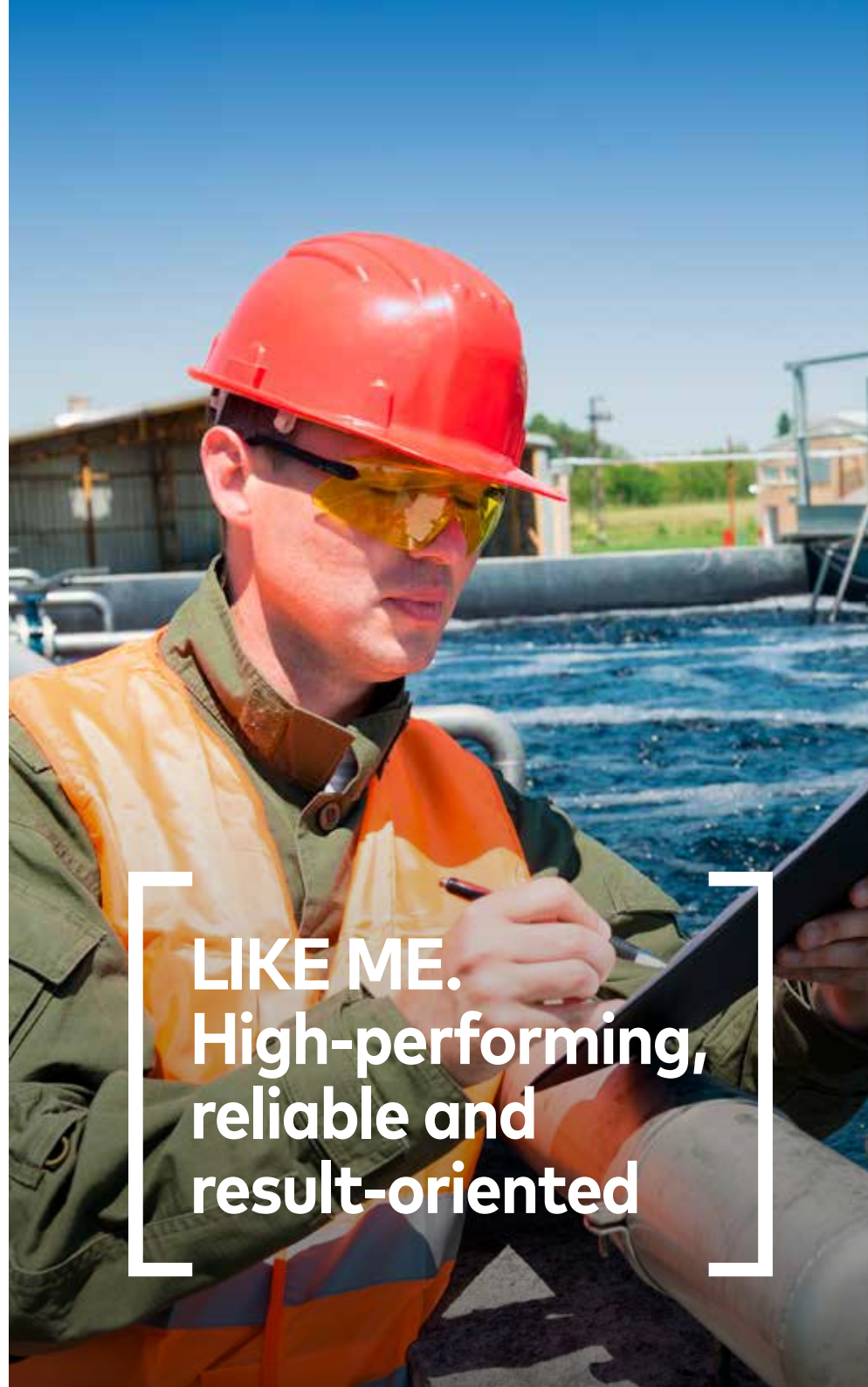


A **water quality** product range that is just **LIKE YOU**







Our water quality products have been designed for outstanding performance thanks to innovative engineering and high-quality materials. So you can fulfill any project requirement to the highest standards.


"The strong point about IMI Pneumatex is reliability: you don't have to worry about the product once it is installed."

Bruno Champmartin, France



**LIKE ME.
High-performing,
reliable and
result-oriented**

Application	Air separation		Dirt Separation				Magnetite Separation	Air & Dirt separation				Vacuum Degassing	
Products													
Model	Zeparo ZUV	Zeparo ZUVS	Zeparo Cyclone	Zeparo Cyclone M	Zeparo ZUD	Zeparo ZUM / ZUML	Ferro-Cleaner	Zeparo ZUKM	Zeparo G-Force	Zeparo ZIO	Zeparo ZUCM	Vento	Simply Vento Vento compact
SYSTEM APPLICATION													
Heating systems	✓	✓	✓	✓	✓	✓	✓	✓	✓	✓	✓	✓	✓
Cooling systems	✓	✓	✓	✓	✓	✓	✓	✓	✓	✓	✓	✓	✓
Solar systems		✓					✓		✓	✓		✓	
TECHNOLOGIES USED													
Helistill	✓	✓			✓	✓		✓		✓	✓		
Cyclone			✓	✓					✓			✓	✓
AVAILABLE ACCESSORIES													
Magnet			optional			✓	✓	✓	optional	optional	✓		
Insulation	optional		optional		optional	optional		optional	optional	optional	optional	optional	
Insulation with magnet			optional	✓									
PRESSURE													
	PN 10	PN 10	PN 10	PN 10	PN 10	PN 10	PN 10/16	PN 10	PN 16/25	PN 10/25	PN 10	PN 10	PN 10

 Included in standard product



Why is **air and dirt separation** so important?

Managing the water quality inside your HVAC system through the removal of air and dirt is an effective way to extend the lifetime of critical system elements while optimizing system performance.

The quality of system water has a profound impact on the service life and efficiency of heating, solar, and cooling water systems. The nature and frequency of complaints may vary depending on the type and age of an installation, **but corrosion caused by air and sludge in the water circuit visibly accelerates wear in system components.**

This leads to recurrent complaints and expensive repairs, resulting in high costs and a growing sense of dissatisfaction among users and installers alike.

Reliable water quality in HVAC systems facilitates fault-free operation. The fewer impurities in the water circuit, the more stable the heat distribution.

This makes the entire system less prone to corrosion and minimises component failure rates as well.

Efficient separation technology can optimise maintenance costs and prolong system service life. Flow noise, gurgling radiators and reduced heat output all become a thing of the past, and clogged fittings, valves and pumps, even leaks, can be prevented.

Our specialised production process means you can depend on quality, reliability and high performance – in every application.

The benefits of good water quality management are:

- reduced energy use
- prolonged system service life
- quiet operation
- no downtime

Examples of system damage linked to water quality issues















Types of Applications

From residential projects to large-scale commercial installations, IMI Pneumatex has the right solution for all your water quality and pressure maintenance needs.

"The installation of a Pneumatex product is beneficial for the customer, the installer, and the designer alike."

Alvaro Blasco, Spain

An ideal water quality or pressurisation solution conforms to all specific requirements, whether for sizing, heating loads, or static pressure. This simple product selection chart below helps you **determine which solution is most suitable for your project.**

Products		Application Types									
		Static Pressure 0 bar									10 bar
											
		Q / Power: 0 MW	1 MW		3 MW		10 MW				160 MW
Pressurisation	Statico	✓	✓	✓	✓						
	Simply Compresso		✓	✓	✓						
	Compresso Connect F		✓	✓	✓						
	Compresso Connect				✓	✓	✓	✓			
	Transfero TV Connect			✓	✓	✓	✓	✓	✓		
	Transfero TVI Connect						✓	✓	✓	✓	✓
	Transfero TI Connect								✓	✓	✓
Water Quality	Zeparo ZUV, ZUVS, ZUD, ZUM, ZUML, ZUKM, ZUCM	✓	✓	✓	✓						
	Zeparo Cyclone	✓	✓	✓	✓						
	Zeparo G-Force		✓		✓	✓	✓	✓	✓	✓	✓
	Zeparo ZIO		✓		✓	✓	✓	✓	✓	✓	✓
	Ferro-Cleaner	✓	✓	✓	✓	✓	✓	✓	✓	✓	✓
	Vento		✓	✓	✓	✓	✓	✓	✓	✓	✓
	Simply Vento	✓		✓	✓						
	Vento Connect										


And remember, **our global sales team and engineering support staff** are always at your disposal with expert advice and know-how, helping you deliver high-performance HVAC installations.

Unique performance just LIKE YOU

High-quality materials, intelligent support and original technologies ensure our all-encompassing range of solutions help you meet every 21st Century challenge.

"As IMI Pneumatex is leading innovation, we're always among the first to learn about the latest trends."

Gerhard Heiling, Austria



**LIKE ME.
Innovative, resilient
and with a proven
track record**

The Butyl Bag

Our heritage vulcanised Butyl Bag provides five to ten times higher gas resistance than any other comparable membrane, the lowest in the market.

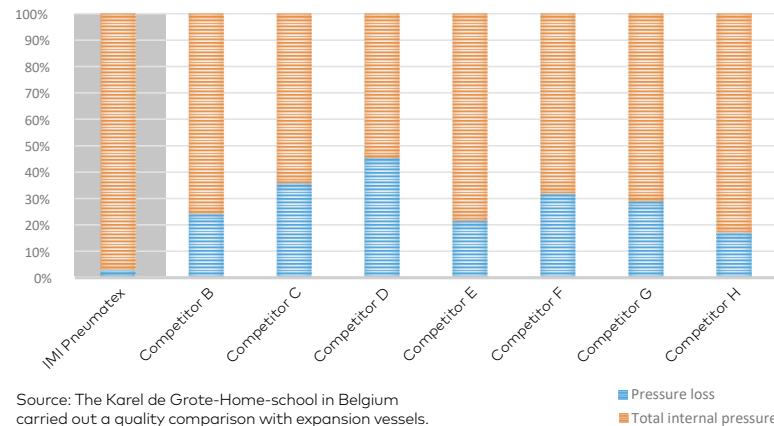
Proof of performance.

The Butyl Bag guarantees long-term durability and performance across the IMI Pneumatex range.

An independent study conducted by a Belgium institute tested the pre-pressure loss of eight expansion vessels over one year of operation.

The graph below illustrates how the IMI Pneumatex vessel equipped with **Butyl Bag was at least 5 times more efficient at maintaining optimal pressure than the other expansion vessels tested.**

Yearly loss of pre-set pressure after 1 year of operation



Industry-leading durability.

IMI Pneumatex was the first to equip a vessel with a butyl bag back in 1955.

We're so confident in the resilience of our vessels equipped with the air-proof butyl bag that we offer a five-year warranty.



"We always use products equipped with the Butyl Bag because it delivers a standard of quality that is consistent with our company's philosophy"

René Savaris, Switzerland





BrainCube Connect

BrainCube Connect is the universal control unit of all Pneumatex TecBoxes to help you stay in control any time, anywhere.

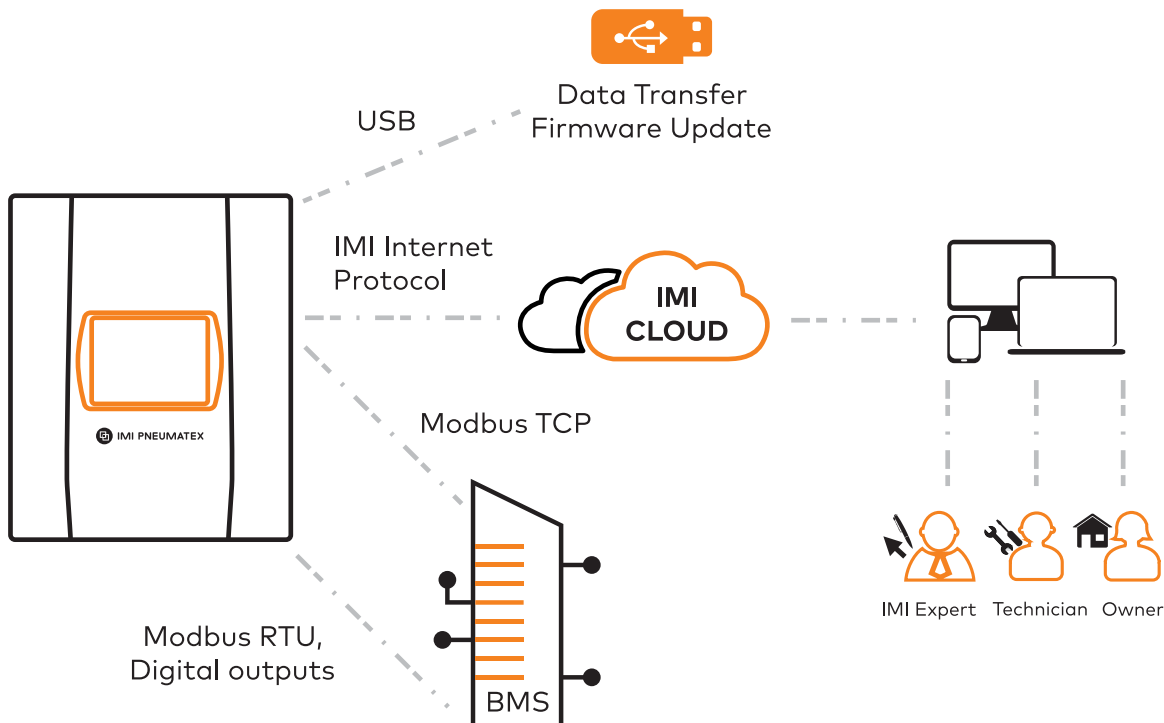
"It is a significant improvement by IMI Pneumatex that you can remotely control the system via your smartphone or laptop."

Stefan Schwenk, Germany

Connected interface.

The BrainCube enables simplified access to essential system information via any connected device. So, you can **enter settings, change system values, access logging data for system performance monitoring** and even **troubleshoot the system whether you are on or off site.**

The illustration below shows the communication versatility of the BrainCube Connect. If a system fault is detected, an alert will be sent directly to the customer who can view the message on their smartphone, access system settings, make adjustments or call for service before the problem gets worse.



Remote Connection

RS485

Thanks to the RS485 port you can easily connect your device to the BMS system and fully control your system.

- Direct communication with BMS via Modbus RTU
- Communication with KNX, BACnet or other networks via suitable external modules
- BrainCube to BrainCube communication (e.g., in Master-Slave pressurisation networks and external water make-up function)

Seamless Integration.

BrainCube Connect integrates with Building Management Systems via standardized Modbus protocol on RS485 (RTU) and Ethernet (TCP-IP), ready to be converted to other standards (such as KNX and BACnet).

Direct on-site connection via USB and Ethernet with the IMI Hydronic Web-Interface Cloud solution **to give you total visibility and control.**



Service Connection

USB

The USB port provides a quick and reliable connection on-site for service purpose.

- Off-line update of firmware.
- Data transfer from BrainCube (history, messages) or upload of new settings.



Plug & Play Connection

Ethernet

Easy connection to your BMS system and/or to IMI Cloud Web-Interface via router or GSM gate

- Direct communication with BMS via Modbus TCP
- Communication with KNX, BACnet or other networks via suitable external modules
- Plug & play connection with the IMI Hydronic Web-Interface Cloud solution



Cyclonic Technology

The new standard in dirt and magnetite separation – our Cyclonic technology revolutionises HVAC system maintenance, with efficiency up to 9 times higher.

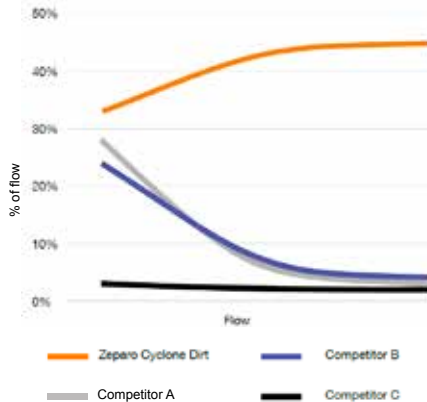
Proof of performance

In cyclonic separation, a water vortex exerts a centrifugal force on the dirt particles and thrusts them against the separator's outer wall.

The lower velocity at the edge of the cyclone allows gravity to move the particles to the bottom of the separator.

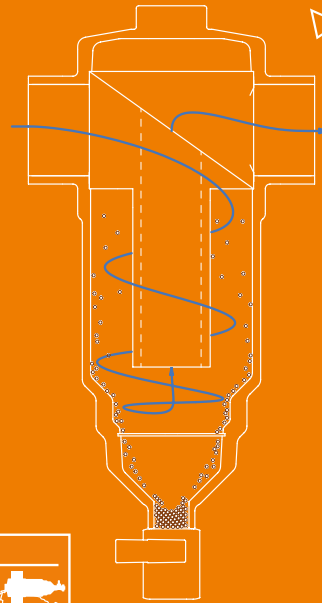
A retarding plate at the bottom ensures the dirt particles remain captured in the chamber until they are disposed of.

Measured Separation Efficiency against Competitors



Test conducted by independent laboratory:
Institut für Umwelt- und Verfahrenstechnik
UMTEC, Rapperswil, Schweiz

With this separator, even the smallest particles (5-10µm), usually responsible for the most serious damages, can be captured



- Up to 9 times more efficient than competitor products.
- Suitable for system temperatures up to 110°C thanks to a special compound (PPS) used for inner parts.
- High efficiency independent of dimension.
- Flexible installation in horizontal and vertical position.
- Inline construction for easy installation and maintenance.



Cyclonic vacuum degassing

The ultimate in gas removal technology, packed in a compact yet high-performant design to meet the requirements of today's complex HVAC systems.

Problems linked to dissolved gases occur mostly during installation, as the fresh water put in the system contains air. However there are installations where gases may persist, for example:

- cooling systems;
- systems generating gases on a continuous basis, such as large-scale and/or older installations, as well as systems featuring plastic piping;
- wherever substantial quantities of water are added e.g. due to system extension.

With these application scenarios in mind, IMI Pneumatex developed a highly efficient technology now known as cyclonic vacuum degassing.

The cyclonic effect allows free gases to concentrate in the center of the cyclone where they can combine into larger bubbles. The water is then vacuum-purged in the degassing chamber.



Cyclonic vacuum degassing is used in both the Vento and Transero Connect ranges.



Simply Vento & Vento compact



- Compact and efficient degassing unit
- Easy to install and commission thanks to the plug and play installation
- Vento compact includes Eco mode and automatic and direct degassing of make-up water

Vento



- **At least 50% more efficient than most other vacuum degassing systems currently on the market.**
- Offers energy and water savings.
- **Direct degassing of make-up water: additional protection against corrosion.**



Magnets

The IMI Pneumatex magnetic flow filtration systems which combines an extremely strong magnet with an integrated magnesium sacrificial anode to reduce oxygen in plant water.



Magnetic rod with magnetite in a Zeparo dirt separator




Ferro Cleaner magnet after 1 year of operation

Metallic materials, such as steel or iron, react with oxygen. This reaction is called corrosion and results in the creation of magnetite and rust that travels in the HVAC system as it operates.

The effects of magnetite in heating systems can:

- Have a negative influence on the heat transfer of heat generators and heat delivery points
- Damage to valve spindles and seals
- Blockage, storage and sliding ring damage from pumps
- Influencing heat meters
- Rapidly polluting dirt catchers and filters

By removing even the smallest elements of magnetite, the life cycle of the critical systems is prolonged



Ferro-Cleaner

Software & Apps

Our selection of Planning & Calculation tools take the guesswork out of system planning, making it the ideal complement to our product range.



HySelect

Everything you need to design, optimise and control a hydronic system in one software.

HySelect helps you create and control your hydronic system from the design stage right through to commissioning. You can simply draft an optimal system layout by entering pipe lengths, the design flow of terminal units, as well as differential pressure values.

HySelect is the perfect tool to complement, but not replace, the expertise of our sales teams. So get in touch with them to discover how our HySelect software and our long history of industry expertise can help you create world-beating hydronic installations.



Download the HySelect software from our website



HyTools

All-in-one app for hydronic calculations

HyTools is packed with expert hydronic data to simplify complex calculations and product selection. Achieving ideal system balancing, optimal pressurisation and energy-efficient is just a few clicks away with your smartphone.



HyTools is available from the App Store or Google Play



Sharing our Knowledge

As a customer-focused business with decades of experience and involvement in over 100,000 major worldwide projects, we have amassed a great wealth of knowledge that we are committed to sharing with you.

"I really appreciate the design support and technical advice from my sales rep"

Mathew Shiby, Singapore

Customer Training and Seminars.

Our Hydronic College teams located across the globe have helped over 200,000 HVAC professionals to gain insight into our products and acquire practical experience thanks to proficient seminars and training.

Customer partnership.

Thanks to our strong on-site experience we have the know-how to support you in any challenge you might face. **We work with you from the design stage all the way to the final commissioning to help create and maintain compliant, sustainable and highly efficient HVAC installations.**



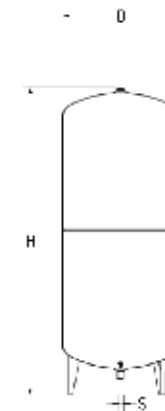
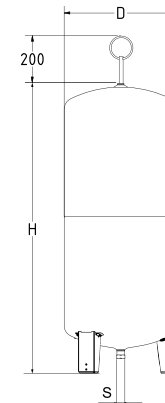
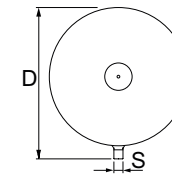
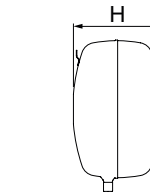
Technical information



Statico

Statico SD Discus shaped

Type	VN [l]	p0 [bar]	D	H	m [kg]	S	EAN	Article No
3 bar (PS)								
SD 8.3	8	1	314	166	3,5	R1/2	7640148630016	710 1000
SD 12.3	12	1	352	199	3,7	R1/2	7640148630023	710 1001
SD 18.3	18	1	393	222	4,1	R3/4	7640148630030	710 1002
SD 25.3	25	1	436	249	5	R3/4	7640148630047	710 1003
SD 35.3	35	1	485	280	6,4	R3/4	7640148630054	710 1004
SD 50.3	50	1,5	536	316	8	R3/4	7640148630061	710 1005
SD 80.3	80	1,5	636	346	12,7	R3/4	7640148630078	710 1006



Statico SU Slim, cylindrical model

Type	VN [l]	p0 [bar]	D	H	m [kg]	S	EAN	Article No
6 bar (PS)								
SU 140.6	140	3,5	420	1274	1489	25	R3/4	7640148630221
SU 200.6	200	3,5	500	1330	1565	33	R3/4	7640148630238
SU 300.6	300	3,5	560	1451	1692	39	R3/4	7640148630245
SU 400.6	400	3,5	620	1499	1760	57	R3/4	7640148630252
SU 500.6	500	3,5	680	1588	1859	66	R3/4	7640148630269
SU 600.6	600	3,5	740	1596	1874	76	R3/4	7640148630276
SU 800.6	800	3,5	740	2090	2360	100	R3/4	7640148630283

Fixed air cushion systems

Elasticity	●●●●●
Pressurisation at power break down	●●●●●
Constant pressure	●○○○○
Small nominal volume	●○○○○
Remote control	○○○○○
Combined unit with degassing	○○○○○



Dynamic air cushion systems – with compressors

Elasticity	●●●●●
Constant pressure	●●●●●
Small nominal volume	●●●●●
Remote control	●●●●●
Pressurisation at power break down	●●●●○
Noise	●●●●○
Combined unit with degassing	○○○○○

Simply Compresso

Simply Compresso C 2.1-80 S

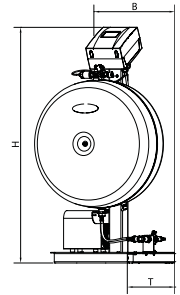
Precision pressure maintenance ± 0.1 bar, ECO-night functionality. 1 compressor, 1 spill valve, 1 primary vessel.

Type	PS [bar]	max dpu [bar]	VN [l]	B	H	T	m [kg]	Pel [kW]	EAN	Article No
C 2.1-80 S	6	2,5	80	603	1107	481	39	0,3	7640153570970	30102141001

Simply Compresso C 2.1-80 SWM

Precision pressure maintenance ± 0.1 bar, ECO-night mode. 1 compressor, 1 spill valve, 1 primary vessel. 1 water meter and 1 solenoid valve for water make-up

Type	PS [bar]	max. dpu [bar]	VN [l]	B	H	T	m [kg]	Pel [kW]	EAN	Article No
C 2.1-80 SWM	6	2,5	80	603	1107	481	41	0,3	7640161637443	30102141002

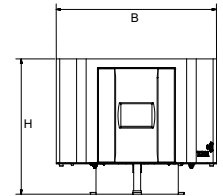


Compresso

Compresso C 10.1 F Connect

Precision pressure maintenance ± 0.1 bar. 1 compressor. Valve manifold with 1 spill valve and safety valve.

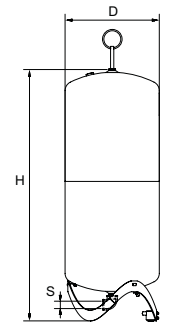
Type	PS [bar]	B	H	T	m [kg]	Pel [kW]	EAN	Article No
C 10.1-3.75 F	3,75	370	315	370	14	0,6	7640153570970	810 1411
C 10.1-5 F	5	370	315	370	14	0,6	7640153570987	810 1413
C 10.1-6 F	6	370	315	370	14	0,6	7640153570994	810 1414



Compresso CU

Primary vessel. Measuring foot for content measurement. Including flex tube for the water-side connection and lock shield valve with ball valve for fast draining.

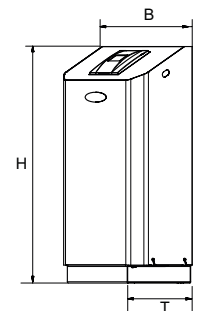
Type	VN [l]	D	H	m [kg]	S	Sw	EAN	Article No
6 bar (PS)								
CU 200.6	200	500	1622	34	Rp1	G3/4	7640148630771	712 1000
CU 300.6	300	560	1753	40	Rp1	G3/4	7640148630788	712 1001
CU 400.6	400	620	1818	58	Rp1	G3/4	7640148630795	712 1002
CU 500.6	500	680	1914	67	Rp1	G3/4	7640148630801	712 1003
CU 600.6	600	740	1925	80	Rp1	G3/4	7640148630818	712 1004
CU 800.6	800	740	2418	98	Rp1	G3/4	7640148630825	712 1005



Compresso C 15.1 Connect

Precision pressure maintenance ± 0.1 bar. 1 compressor. Valve manifold with 1 spill valve and safety valve.

Type	PS [bar]	B	H	T	m [kg]	Pel [kW]	EAN	Article No
C 15.1-6.0	6	520	1060	350	50	1,3	7640161628212	810 1434
C 15.1-10.0	10	520	1060	350	50	1,3	7640161628229	810 1435





Compresso C 15.2 Connect

Precision pressure maintenance ± 0.1 bar. 2 compressors. Valve manifold with 2 spill valves and safety valve. Switching is time and load dependant.

Type	PS [bar]	B	H	T	m [kg]	Pel [kW]	EAN	Article No
C 15.2-6.0	6	520	1060	350	88	2,6	7640161628267	810 1474
C 15.2-10.0	10	520	1060	350	88	2,6	7640161628274	810 1475

Transfero

Transfero TV .1 E Connect

Precision pressure maintenance $\pm 0,2$ bar. 1 pump. 1 spill valve for degassing and pressurisation. 1 solenoid valve and 1 water meter for water make-up

Type	B	H	T	m [kg]	Pel [kW]	dpu [bar]	SPL [dB(A)]	EAN	Article No
10 bar (PS)									
TV 4.1 E	500	920	530	40	0.75	1-2,5	~55*	7640161629462	811 1500
TV 6.1 E	500	920	530	42	1.1	1,5-3,5	~55*	7640161629479	811 1501
TV 8.1 E	500	920	530	43	1.4	2-4,5	~55*	7640161629486	811 1502
TV 10.1 E	500	1300	530	50	1.7	3,5-6,5	~60*	7640161629493	811 1503
13 bar (PS)									
TV 14.1 E	500	1300	530	69	1.7	5,5-10	~60*	7640161629509	811 1504

Transfero TV .1 EH Connect

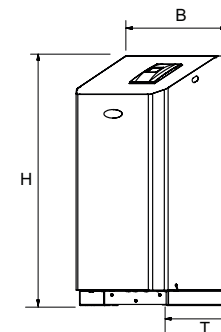
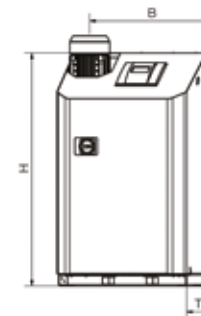
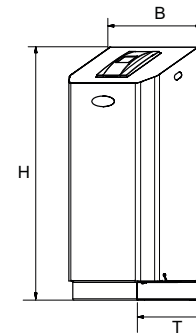
Precision pressure maintenance $\pm 0,2$ bar. 1 pump. 1 spill valve for degassing and pressurisation. 1 spill valve for peak load pressurisation. 1 solenoid valve and 1 water meter for water make-up

Type	B	H	T	m [kg]	Pel [kW]	dpu [bar]	SPL [dB(A)]	EAN	Article No
10 bar (PS)									
TV 4.1 EH	500	920	530	41	0.75	1-2,5	~55*	7640161629516	811 1510
TV 6.1 EH	500	920	530	44	1.1	1,5-3,5	~55*	7640161629523	811 1511
TV 8.1 EH	500	920	530	45	1.4	2-4,5	~55*	7640161629530	811 1512
TV 10.1 EH	500	1300	530	52	1.7	3,5-6,5	~60*	7640161629547	811 1513
13 bar (PS)									
TV 14.1 EH	500	1300	530	72	1.7	5,5-10	~60*	7640161629851	811 1514

Transfero TV .2 EH Connect

Precision pressure maintenance $\pm 0,2$ bar. 2 pumps. 1 spill valve for degassing and pressurisation. 1 spill valve for peak load pressurisation. 1 solenoid valve and 1 water meter for water make-up

Type	B	H	T	m [kg]	Pel [kW]	dpu [bar]	SPL [dB(A)]	EAN	Article No
10 bar (PS)									
TV 4.2 EH	680	920	530	50	1.5	1-2,5	~55*	7640161629554	811 1520
TV 6.2 EH	680	920	530	53	2.2	1,5-3,5	~55*	7640161629561	811 1521
TV 8.2 EH	680	920	530	56	2.8	2-4,5	~55*	7640161629578	811 1522
TV 10.2 EH	680	1300	530	70	3.4	3,5-6,5	~60*	7640161629585	811 1523
13 bar (PS)									
TV 14.2 EH	680	1300	530	97	3.4	5,5-10	~60*	7640161629592	811 1524



Dynamic air cushion systems
– with pumps

Combined unit with degassing	●●●●●
Small nominal volume	●●●●●
Remote control	●●●●●
Constant pressure	●●●●○
Noise	●●●●○
Elasticity	●●●○○
Pressurisation at power break down	○○○○○

*) Pump operation



Dynamic air cushion systems – with pumps

Combined unit with degassing



Small nominal volume



Remote control



Constant pressure



Noise



Elasticity



Pressurisation at power break down



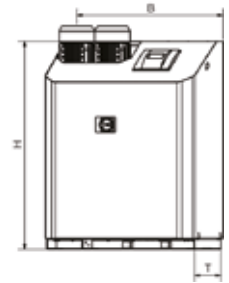
Transfero

Transfero TVI .2 EH Connect

Precision pressure maintenance $\pm 0,2$ bar. 2 pumps. 1 spill valve for degassing and pressurisation. 1 spill valve for peak load pressurisation. 1 solenoid valve and 1 water meter for water make-up.

Type	B	H	T	m [kg]	Pel [kW]	dpu [bar]	SPL [dB(A)]	EAN	Article No
16 bar (PS)									
TVI 19.2 EH	751	1086	601	132	5,2	6,5-15,5	~60*	7640161636927	30103290600
25 bar (PS)									
TVI 25.2 EH	751	1258	601	150	6,8	10,5-20,5	~60*	7640161636729	30103290700

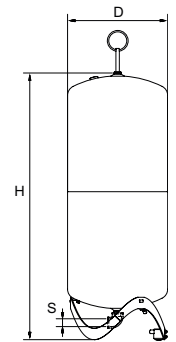
*) Pump operation



Transfero TU

Primary vessel. Measuring foot for content measurement. Including assembly kit for the water-side.

Type	VN [l]	D	H	H***	m [kg]	S	EAN	Article No
2 bar (PS)								
TU 200	200	500	1339	1565	36	Rp 1 1/4	7640148631594	713 1000
TU 300	300	560	1469	1690	41	Rp 1 1/4	7640148631600	713 1001
TU 400	400	620	1532	1760	58	Rp 1 1/4	7640148631617	713 1002
TU 500	500	680	1627	1858	68	Rp 1 1/4	7640148631624	713 1003
TU 600	600	740	1638	1873	78	Rp 1 1/4	7640148631631	713 1004
TU 800	800	740	2132	2360	99	Rp 1 1/4	7640148631648	713 1005

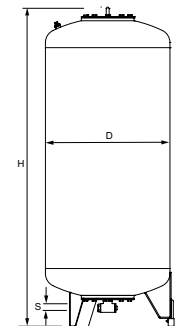


Transfero TG

Primary vessel. Measuring foot for content measurement. Including assembly kit for the water-side connection.

Type *	VN [l]	D	H**	H***	m [kg]	S	EAN	Article No
2 bar (PS)								
TG 1000	1000	850	2098	2264	280	Rp 1 1/4	7640148631716	713 1006
TG 1500	1500	1016	2247	2466	360	Rp 1 1/4	7640148631723	713 1007
TG 2000	2000	1016	2746	2928	640	Rp 1 1/4	7640148631730	713 1012
TG 3000	3000	1300	2847	3130	800	Rp 1 1/4	7640148631747	713 1009
TG 4000	4000	1300	3492	3726	910	Rp 1 1/4	7640148631754	713 1010
TG 5000	5000	1300	4137	4336	1010	Rp 1 1/4	7640148631761	713 1011

*) Special vessel upon request.



Technical information

Zeparo Cyclone

Zeparo Cyclone ZCD Horizontal and vertical installation.

Type	H	h1	L	q _{nom} [m³/h]	q _{max} [m³/h]	m [kg]	D	EAN	Article No
ZCD 20 *	201	305	100	1,18	2,3	1,3	G3/4	7640153570543	789 7420
ZCD 25	201	305	100	1,47	3,8	1,3	G1	7640153570550	789 7425
ZCD 32	258	355	122	3,18	7,2	2,2	G1 1/4	7640153570567	789 7432
ZCD 40	310	400	158	4,75	10,2	3,7	G1 1/2	7640153570574	789 7440
ZCD 50	310	400	160	6,88	16,0	3,9	G2	7640153570581	789 7450

*) Can be connected to smooth pipes by KOMBI compression coupling.

Zeparo Cyclone ZCDF Horizontal and vertical installation.

Type	DN	H	h1	L	q _{nom} [m³/h]	q _{max} [m³/h]	m [kg]	D	EAN	Article No
ZCDF	50	325	400	230	6.88	16.0	8.78	165	5902276895135	303040-80902

ZCD + ZCHM Horizontal and vertical installation.

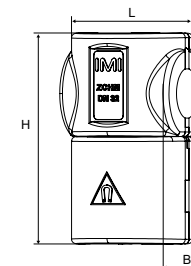
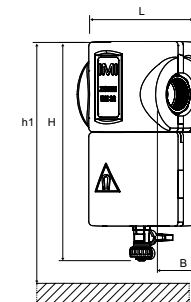
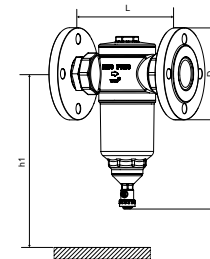
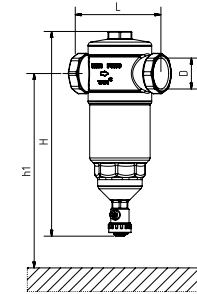
Type	H	h1	L	B [mm]	m [kg]	D	Number of magnets	EAN	Article No
20 *	213,5	305	100	110	1,4	G3/4	4	7640153570598	789 7520
25	213,5	305	100	110	1,4	G1	4	7640153570604	789 7525
32	269,5	355	122	132	2,4	G1 1/4	4	7640153570611	789 7532
40	327,2	400	158	160,5	3,9	G1 1/2	6	7640153570628	789 7540
50	327,2	400	160	160,5	4,2	G2	6	7640153570635	789 7550

*) Can be connected to smooth pipes by KOMBI compression coupling.

Magnet and Thermal insulation ZCHM The insulation with magnet can be mounted on the Zeparo Cyclone without draining the system. Also compatible with the flanged ZCDF.

Type	Size	H	L	B	Number of magnets	m [kg]	EAN	Article no
ZCHM 20-25	DN 20-25	175	108	110	4	0,126	7640161629158	787 7425
ZCHM 32	DN 32	232	132	134	4	0,189	7640161629202	787 7432
ZCHM 40-50	DN 40-50	289	158,5	160,5	6	0,310	7640161629219	787 7450

Zeparo Cyclone

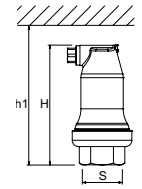




Zeparo ZU

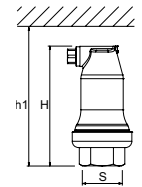
Zeparo ZUT Female thread. Vertical installation.

Type	H	h1	m [kg]	S	dpu [bar]	EAN	Article No
ZUT 15	124	149	0,6	Rp1/2	10	7640148632454	789 0515
ZUT 20	124	149	0,7	Rp3/4	10	7640148632461	789 0520
ZUT 25	124	149	0,7	Rp1	10	7640148632478	789 0525



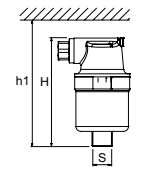
Zeparo ZUTS Solar Female thread. Vertical installation.

Type	H	h1	m [kg]	S	dpu [bar]	EAN	Article No
ZUTS 15	124	149	0,6	Rp1/2	10	7640148632492	789 1615



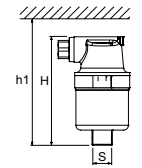
Zeparo ZUP Male thread. Vertical installation.

Type	H	h1	m [kg]	S	dpu [bar]	EAN	Article No
ZUP 10	90	110	0,4	R3/8	6	7640148632508	789 1510



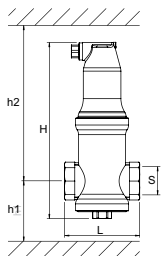
Zeparo ZUPN Vertical installation.

Type	H	h1	m [kg]	S	dpu [bar]	EAN	Article No
ZUPW 10	90	110	0,4	R3/8	6	7640148632515	789 1410



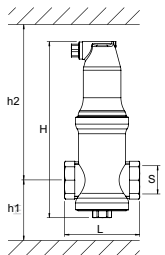
Zeparo ZUV Female thread. Horizontal installation.

Type	H	h1	h2	L	m [kg]	S	qN [m³/h]	qN _{max} [m³/h]	EAN	Article No
ZUV 20	204	73	176	88	1,1	G3/4	1,3	2,3	7640148632522	789 1120
ZUV 25	207	64	188	88	1,2	G1	2,1	3,8	7640148632546	789 1125
ZUV 32	239	81	203	88	1,4	G1 1/4	3,7	7,2	7640148632553	789 1132
ZUV 40	273	83	235	88	1,5	G1 1/2	5	10,2	7640148632560	789 1140



Zeparo ZUVS solar Female thread. Horizontal installation.

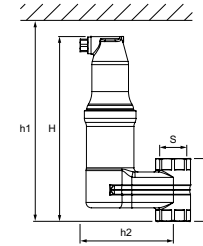
Type	H	h1	h2	L	m [kg]	S	qN [m³/h]	qN _{max} [m³/h]	EAN	Article No
ZUVS 20	204	73	176	88	1,1	G3/4	1,3	2,3	7640148632607	789 1720
ZUVS 25	207	64	188	88	1,2	G1	2,1	3,8	7640148632621	789 1725
ZUVS 32	239	81	203	88	1,4	G1 1/4	3,7	7,2	7640148632638	789 1732
ZUVS 40	273	83	235	88	1,5	G1 1/2	5	10,2	7640148632645	789 1740





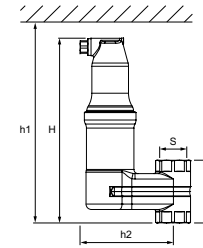
Zeparo ZUVL Female thread. Vertical installation.

Type	H	h1	h2	L	m [kg]	S	qN [m³/h]	qN _{max} [m³/h]	EAN	Article No
ZUVL 20	222	247	112	71	1,8	Rp3/4	1,3	2,3	7640148632577	789 1220
ZUVL 25	222	247	112	75	1,8	Rp1	2,1	3,8	7640148632591	789 1225



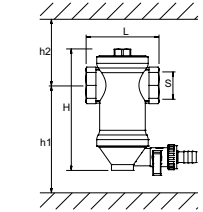
Zeparo ZUVLS Solar Female thread. Vertical installation.

Type	H	h1	h2	L	m [kg]	S	qN [m³/h]	qN _{max} [m³/h]	EAN	Article No
ZUVLS 20	222	247	112	71	1,8	Rp3/4	1,3	2,3	7640148632652	789 1820
ZUVLS 25	222	247	112	75	1,8	Rp1	2,1	3,8	7640148632676	789 1825



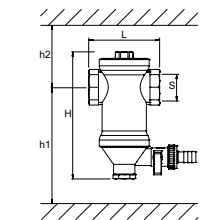
Zeparo ZUD Female thread. Horizontal installation.

Type	H	h1	h2	L	m [kg]	S	qN [m³/h]	qN _{max} [m³/h]	EAN	Article No
ZUD 20	141	128	78	88	0,9	G3/4	1,3	2,3	7640148632683	789 2120
ZUD 25	144	140	69	88	1,0	G1	2,1	3,8	7640148632706	789 2125
ZUD 32	176	155	86	88	1,2	G1 1/4	3,7	7,2	7640148632713	789 2132
ZUD 40	210	187	88	88	1,4	G1 1/2	5,0	10,2	7640148632720	789 2140



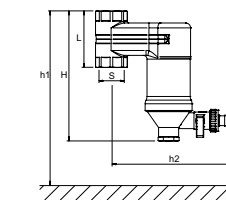
Zeparo ZUM with magnetic action Female thread. Horizontal installation.

Type	H	h1	h2	L	m [kg]	S	qN [m³/h]	qN _{max} [m³/h]	EAN	Article No
ZUM 20	155	202	78	88	1,2	G3/4	1,3	2,3	7640148632768	789 3120
ZUM 25	158	214	70	88	1,3	G1	2,1	3,8	7640148632782	789 3125
ZUM 32	190	229	86	88	1,5	G1 1/4	3,7	7,2	7640148632799	789 3132
ZUM 40	224	261	86	88	1,6	G1 1/2	5	10,2	7640148632805	789 3140



Zeparo ZUML with magnetic action Female thread. Vertical installation.

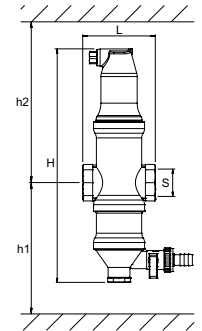
Type	H	h1	h2	L	m [kg]	S	qN [m³/h]	qN _{max} [m³/h]	EAN	Article No
ZUML 20	171	271	165	71	1,8	Rp3/4	1,3	2,3	7640148632812	789 3220
ZUML 25	173	273	165	75	1,8	Rp1	2,1	3,8	7640148632836	789 3225





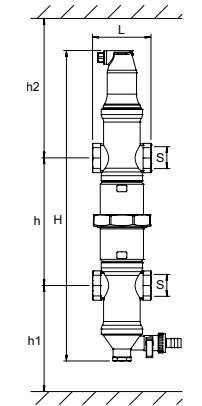
Zeparo ZUKM Dry magnetic rod in pocket to increase the magnetite capture. Female thread. Horizontal installation.

Type	H	h1	h2	L	m [kg]	S	qN [m³/h]	qN _{max} [m³/h]	EAN	Article No
ZUKM 20	281	230	176	88	1,6	G3/4	1,3	2,3	7640148632898	789 4220
ZUKM 25	284	221	186	88	1,7	G1	2,1	3,8	7640148632911	789 4225
ZUKM 32	316	238	203	88	1,9	G1 1/4	3,7	7,2	7640148632928	789 4232
ZUKM 40	350	240	235	88	2,0	G1 1/2	5	10,2	7640148632935	789 4240



Zeparo ZUCM with magnetic action Dry magnetic rod in pocket to increase the magnetite capture. Female thread. Horizontal installation.

Type	H	h	h1	h2	L	m [kg]	S	qN [m³/h]	qN _{max} [m³/h]	EAN	Article No
ZUCM 20	464	211	202	176	88	2,9	G3/4	1,3	2,3	7640148632997	789 5220
ZUCM 25	470	193	214	186	88	3,2	G1	2,1	3,8	7640148633017	789 5225
ZUCM 32	534	227	229	203	88	3,7	G1 1/4	3,7	7,2	7640148633024	789 5232
ZUCM 40	602	231	261	235	88	4,0	G1 1/2	5	10,2	7640148633031	789 5240



Zeparo ZPR – Redox anode, replacement for Zeparo ZUR

Heating, solar and cooling water systems.

With Redox granules for reduction of oxygen and improve water quality.

Water without inhibitors.

Max. admissible temperature: 110 °C. Min. admissible temperature: -10 °C.

Max. admissible pressure: 10 bar. Min. admissible pressure: 0 bar.

Type	m [kg]	S	EAN	Article No
ZPR	0,2	G1/2		789 6000



Zeparo G-Force

Flanged

PN16

Horizontal, vertical and lying installation.

Type	S [DN]	H	H1	H2	h1	h2	L	q _{nom} [m³/h]	q _{max} [m³/h]	m [kg]	EAN	Article No
ZG 65	65	815	420	395	685	645	350	10	40	23	7640161631489	303041-11000
ZG 80	80	900	445	455	710	705	470	18	56	37	7640161631496	303041-11100
ZG 100	100	960	445	515	710	765	475	37	95	40	7640161631502	303041-11200
ZG 125	125	1180	560	620	935	870	635	68	148	108	7640161631519	303041-11300
ZG 150	150	1250	560	690	935	940	635	100	216	118	7640161631526	303041-11400
ZG 200	200	1470	580	890	1065	1140	900	200	375	238	7640161631533	303041-11500
ZG 250	250	1705	630	1075	1115	1325	1100	345	575	443	7640161631540	303041-11600
ZG 300	300	1855	655	1200	1140	1450	1100	540	815	490	7640161631557	303041-11700

Version PN 25 on request

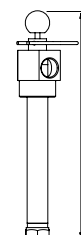
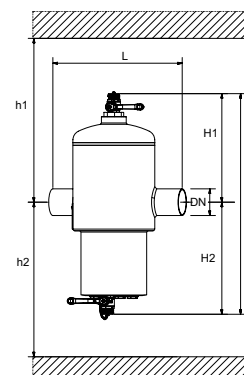
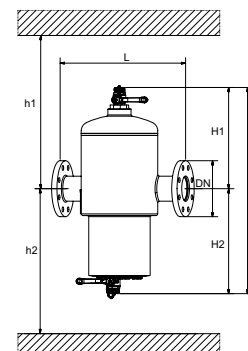
Welded connection

PN 16

Type	S [DN]	H	H1	H2	h1	h2	L	q _{nom} [m³/h]	q _{max} [m³/h]	m [kg]	EAN	Article No
ZG 65 W	65	815	420	395	685	645	340	10	40	19	7640161631564	303041-21000
ZG 80 W	80	900	445	455	710	705	455	18	56	30	7640161631571	303041-21100
ZG 100 W	100	960	445	515	710	765	460	37	95	31	7640161631588	303041-21200
ZG 125 W	125	1180	560	620	935	870	615	68	148	97	7640161631595	303041-21300
ZG 150 W	150	1250	560	690	935	940	615	100	216	102	7640161631601	303041-21400
ZG 200 W	200	1470	580	890	1065	1140	880	200	375	220	7640161631618	303041-21500
ZG 250 W	250	1705	630	1075	1115	1325	1080	345	575	408	7640161631625	303041-21600
ZG 300 W	300	1855	655	1200	1140	1450	1080	540	815	446	7640161631632	303041-21700

Zeparo G-Force Magnet ZGM Magnet Attachment. For retrofitting to mounting on site in the range Zeparo G-Force.T-branch with magnetic rod and pocket. To increase the magnetite capture.

Type	m [kg]	L	EAN	Article No
ZGM 65-100	3,1	261	7640161632301	303051-11000
ZGM 125-150	3,6	371	7640161632318	303051-11300
ZGM 200-300	4,0	481	7640161634794	303051-11500





Zeparo ZIO

Zeparo ZIO DN 50-150 Industrial type. Flanged connection. Horizontal installation. Dirt and microbubble separator. Zeparo ZIO from DN 50 to DN 150 are equipped with one air separator ZUTX and one drain ball valve.

Valve body PN 10. Flanges PN 16.

Type	DN	H	h1	h2	h3	h4	h5*	H1	H2	H3	H4	L	q _{nom} [m ³ /h]	q _{max} [m ³ /h]	m [kg]	EAN	Article No
ZIO 50F	50	646	264	452	426	290	596	299	417	255	391	350	11	25	16	7640148633062	788 2050
ZIO 65F	65	646	264	452	426	290	596	299	417	255	391	350	19	42	18	7640148633079	788 2065
ZIO 80F	80	759	295	534	508	321	663	260	499	286	473	470	26	65	26	7640148633086	788 2080
ZIO 100F	100	759	295	534	508	321	663	260	499	286	473	475	44	100	29	7640148633093	788 2100
ZIO 125F	125	961	410	621	595	436	765	375	586	401	560	635	67	155	52	7640148633109	788 2125
ZIO 150F	150	961	410	621	595	436	765	375	586	401	560	635	95	222	56	7640148633116	788 2150

*) Length for mounting the magnetic bar

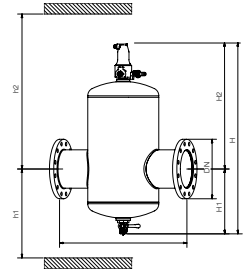
Zeparo ZIO DN 200-300 Industrial type. Flanged connection. Horizontal installation. Dirt and microbubble separator. Equipped with two ball valves for draining and air vent.

Valve body PN 10. Flanges PN 16.

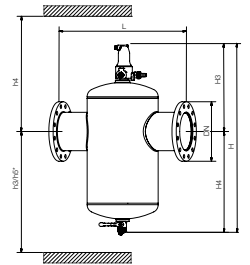
Type	DN	H	H1	H2	h1	h2	L	q _{nom} [m ³ /h]	q _{max} [m ³ /h]	m [kg]	EAN	Article No
ZIO 200F	200	1115	455	660	805	910	775	170	395	95	7640161636637	303020-51500
ZIO 250F	250	1315	480	835	830	1085	890	306	618	139	7640161636644	303020-51600
ZIO 300F	300	1315	520	795	870	1045	1005	435	890	157	7640161636651	303020-51700

Zeparo ZIMA Magnet Attachment. For retrofitting to mounting on site in the Zeparo ZIO range. T-branch with magnetic rod and pocket. To increase the magnetite capture.

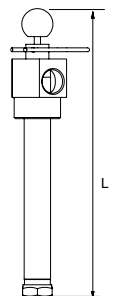
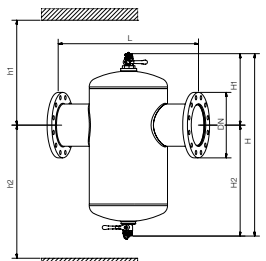
Type	m [kg]	L	EAN	Article No
ZIMA 50-100	3,0	380	7640148633604	788 0100
ZIMA 125-200	4,3	497	7640148633611	788 0200
ZIMA 250	5,4	720	7640161634794	788 0250
ZIMA 300	6,3	940	7640161636965	788 0300



Séparateur de microbulles



Séparateur de particules de boues



Ferro-Cleaner

Type 80 - PN 16 with magnet or anode

DN	h1	h2	L	m [kg]	max. vol. [m³/h]	Magnet	EAN	Article No
with Magnet								
1 1/4	140	220	110	1,5	5,5	1	7640153570314	792 1100
with Anode								
1 1/4	140	220	110	1,2	5,5	-	7640153570321	792 1101

Type 150 - PN 16 with magnet and anode

DN	h1	h2	L	Kg	max. vol. [m³/h]	Magnet	EAN	Article No
65	230	350	232	12,5	21	1	7640153570338	792 1102
80	230	350	232	13,5	28	1	7640153570345	792 1103
100	230	350	232	14,0	48	1	7640153570352	792 1104

Type 273 - PN 10 with magnet and anode

DN	h1	h2	L	Kg	max. vol. [m³/h]	Magnet	EAN	Article No
125	500	800	375	22,0	72	1	7640153570369	792 1125
150	500	800	366	25,0	102	1	7640153570376	792 1126
200	500	800	366	30,0	180	1	7640153570383	792 1127

Type 323 - PN 16 with magnet and anode

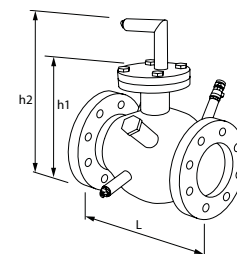
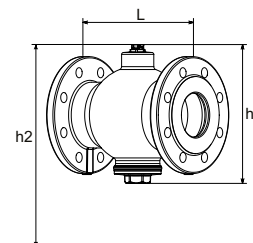
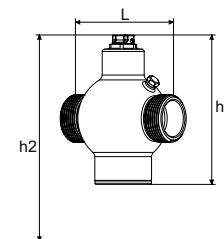
DN	h1	h2	L	Kg	max. vol. [m³/h]	Magnet	EAN	Article No
250	550	850	416	45	287	2	7640153570390	792 1128

Type 406 - PN 16 with magnet and anode

DN	h1	h2	L	Kg	max. vol. [m³/h]	Magnet	EAN	Article No
300	590	890	512	50	410	2	7640161626560	792 1112

Type 606 - PN 16 with magnet and anode

DN	h1	h2	L	Kg	max. vol. [m³/h]	Magnet	EAN	Article No
400	780	1100	634	80	645	3	7640161626577	792 1113
500	780	1100	634	100	1010	3	7640161629141	792 1114





Vento Connect

Simply Vento

Type	B	H	T	m [kg]	Pel [kW]	VNd [m³]	SPL [dB(A)]	dpu [bar]	EAN	Article No
10 bar (PS)										
V 2.1 FE	520	575	350	30	0,75	10	~55*	0,5 - 2,5	7640161642294	303030-20400

Vento Compact

Type	B	H	T	m [kg]	Pel [kW]	VNd [m³]	SPL [dB(A)]	dpu [bar]	EAN	Article No
10 bar (PS)										
V 2.1 FE	520	575	350	30	0,75	10	~55*	0,5 - 2,5	7640161642294	303030-20400

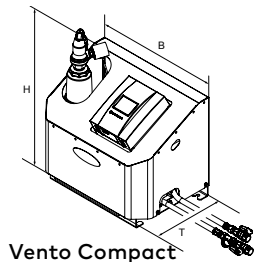
Vento V/VI .1 E Connect – for heating

Type	B	H	T	m [kg]	Pel [kW]	VNd [m³]	SPL [dB(A)]	dpu [bar]	EAN	Article No
10 bar (PS)										
V 4.1 E	500	920	530	38	0,75	300	~55*	1-2,5	7640161629752	812 1101
V 6.1 E	500	920	530	40	1,1	300	~55*	1,5-3,5	7640161629769	812 1102
V 8.1 E	500	920	530	41	1,4	300	~55*	2-4,5	7640161629776	812 1103
V 10.1 E	500	1300	530	57	1,7	300	~60*	3,5-6,5	7640161629783	812 1104
13 bar (PS)										
V 14.1 E	500	1300	530	67	1,7	300	~60*	5,5-10	7640161629790	812 1105
16 bar (PS)										
VI 19.1 E	570	1086	601	78	2,6	300	~60*	6,5-15,5	7640161636774	303031-60600
25 bar (PS)										
VI 25.1 E	570	1258	601	85	3,4	300	~60*	10,5-20,5	7640161636781	303031-60700

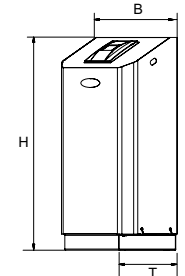
Vento V/VI .1 EC Connect – for cooling

Type	B	H	T	m [kg]	Pel [kW]	VNd [m³]	SPL [dB(A)]	dpu [bar]	EAN	Article No
10 bar (PS)										
V 4.1 EC	500	920	530	39	0,75	300	~55*	1-2,5	7640161629806	812 1201
V 6.1 EC	500	920	530	41	1,1	300	~55*	1,5-3,5	7640161629813	812 1202
V 8.1 EC	500	920	530	42	1,4	300	~55*	2-4,5	7640161629820	812 1203
V 10.1 EC	500	1300	530	58	1,7	300	~60*	3,5-6,5	7640161629837	812 1204
13 bar (PS)										
V 14.1 EC	500	1300	530	68	1,7	300	~60*	5,5-10	7640161629844	812 1205
16 bar (PS)										
VI 19.1 EC	570	1086	601	86	2,6	300	~60*	6,5-15,5	7640161636958	303031-70600
25 bar (PS)										
VI 25.1 EC	570	1258	601	94	3,4	300	~60*	10,5-20,5	7640161636941	303031-70700

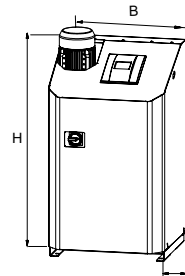
*) Pump operation.



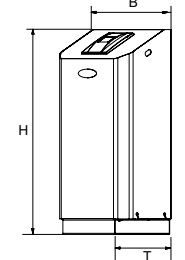
Vento Compact



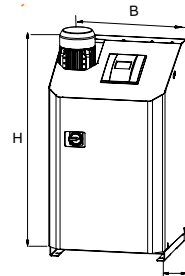
Vento V .1 E Connect



Vento VI .1 E Connect



Vento V .1 EC Connect

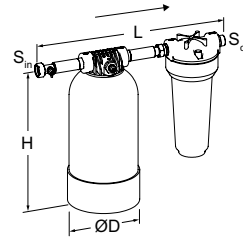


Vento VI .1 EC Connect



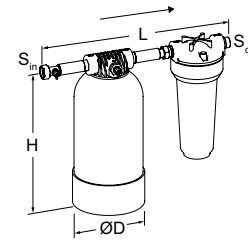
Pleno Refill Hydraulic unit for water softening together with Vento/Transfero Connect Tec Boxes. Filter with 25 µm mesh size to protect the hydronic system. Softening bottle filled with high grade resin.

Type	Capacity l x °dH	S _{in}	S _{out}	D	H	L	m [kg]	EAN	Article No
Refill 16000	16000	G3/4	G3/4	195	383	475	8,6	7640161630475	813 3210
Refill 36000	36000	G3/4	G3/4	220	466	475	12,5	7640161630482	813 3220
Refill 48000	48000	G3/4	G3/4	270	458	475	15,7	7640161630499	813 3230



Pleno Refill Demin Hydraulic unit for water demineralisation together with Vento/Transfero Connect Tec Boxes. Filter with 25 µm mesh size to protect the hydronic system. Desalination bottle filled with high grade resin.

Type	Capacity l x °dH	S _{in}	S _{out}	D	H	L	m [kg]	EAN	Article No
Refill Demin 13500	13500	G3/4	G3/4	220	466	475	12,5	7640161630505	813 3260
Refill Demin 18000	18000	G3/4	G3/4	270	458	475	15,7	7640161630512	813 3270



Cyclonic vacuum degassing

For more information on available product sizes, contact our experts at:
imi-hydronic.com

Don't just take our word for it!

Hear directly from our customers how IMI Pneumatex has helped make their great projects possible.



Ethias Head Office,
Netherlands



Walter Meier office,
Switzerland

IMI HE products used: **Simply Compresso**

"I installed a Simply Compresso in April 2017 and so far I only had a positive experience. The product is compact, high quality and the BrainCube technology offers me a new level of control. The installation was very simple and the support from IMI HE was very good. Thanks for the innovation!"

Björn Rodenkirchen from Walter Meier, Switzerland



The Energy Centre, UK



Flower Auction,
Netherlands



Aeroporto Internacional
de Confins/BH (CNF), Brazil



Museum of Tomorrow, Brazil

IMI HE products used: **Statico and Pleno Water Make-up**

"The pressurisation vessels from IMI Pneumatex were vital to the feasibility of the project's ambitions and thanks to the innovative cooling technologies used, the Museum could obtain the LEED Gold certification granted by the Green Building Council and the MPIM Awards 2017 in Cannes, France in the "Most Innovative Green Building" category.

Mauricio de Barros, owner of the engineering firm Consultar Engenharia, in Brazil



ZMK Hospital,
Netherlands

IMI HE products used: **Compresso Connect, Vento Degasser and Zeparo Cyclone**

"We decided to install a complete IMI Pneumatex solution with Compresso Connect, Vento connect and Zeparo Dirt Separators because we wanted the assurance that the system's pressurisation and water quality would be taken care of. In a hospital we need to take every precaution to prevent system failure and breakdowns, so I knew IMI Pneumatex products were the right choice"

Main Contractor in the ZMK Hospital Project, Belgium



Asia Square Tower,
Singapore

IMI HE products used: **Transfero Connect and Statico buffer vessel**

"After installing Tranfero Connect the cooling performance of the chilled water system has improved. The pressure is well maintained and the risk of erosion, corrosion and other gas-related problems were minimised. We appreciate the support and technical advice on the system design."

Matthew Shiby from DuPont,
Singapore



Emerald Residence
Palace, UAE



17th FINA World Championship
Water Sport Complex, Hungary