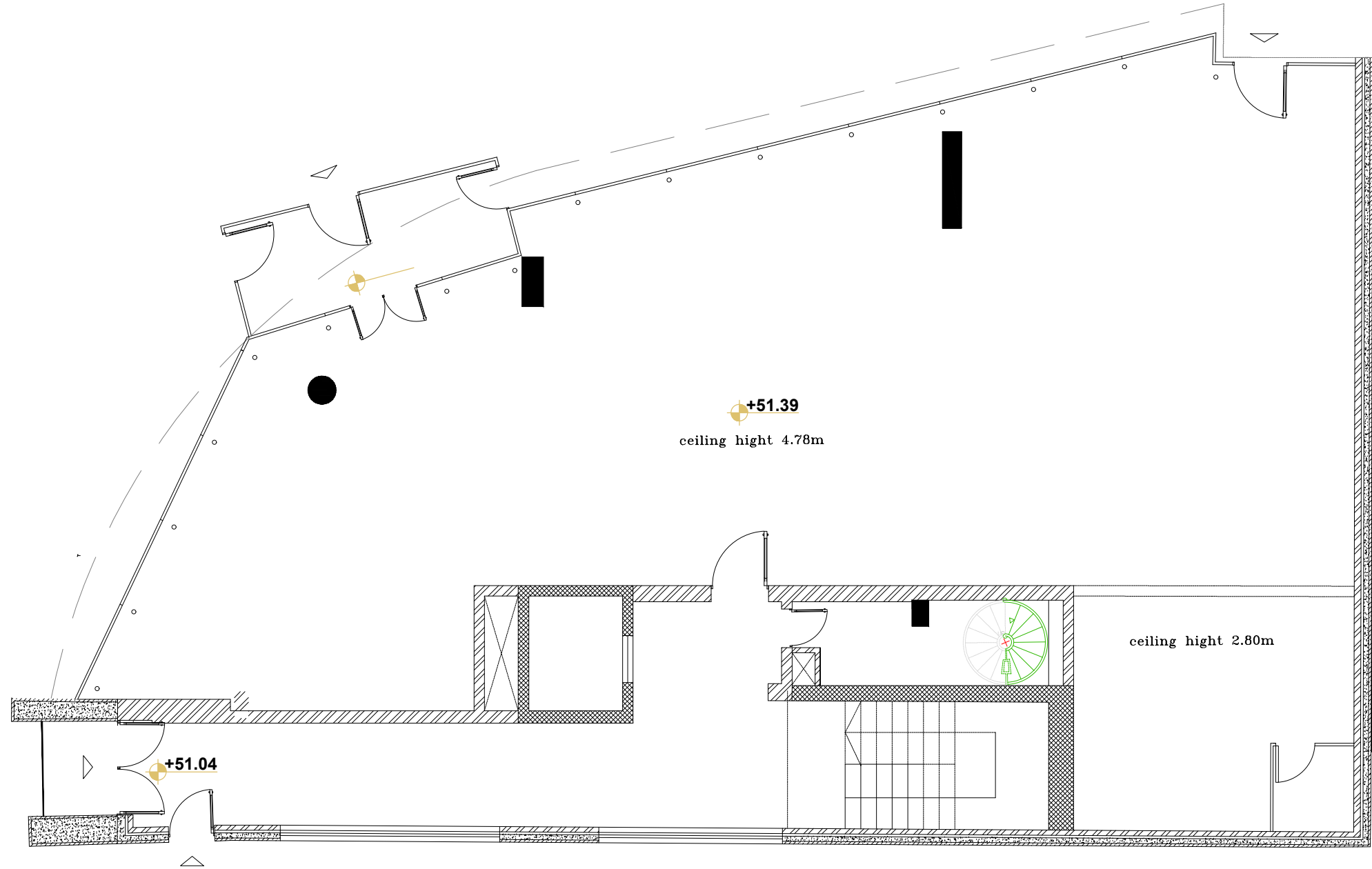


# GROUND FLOOR LAYOUTS



**EXISTING PLAN - GROUND FLOOR**  
SCALE 1:100 @A3

- NOTES:
1. This drawing is not to be scaled
  2. All dimensions are in Millimeter
  3. Any omission or discrepancy found shall be reported to he Architect or Engineer
  4. This drawing is to be read in conjunction with the relevant section of the specification and schedules
  5. Equipments shown in the server room are indicative and to be finalized by client IT and Security team.
  6. Technology shown in the layout is indicative and to be finalized by the client.


REVISION	DATE	DESCRIPTION
----------	------	-------------

CLIENT

**capital**  
bank

CONSULTANT

**I-AM**

G06, Building 6  
Dubai Media City,  
Dubai, UAE  
+971 4 558 7355  
dubai@i-amonline.com

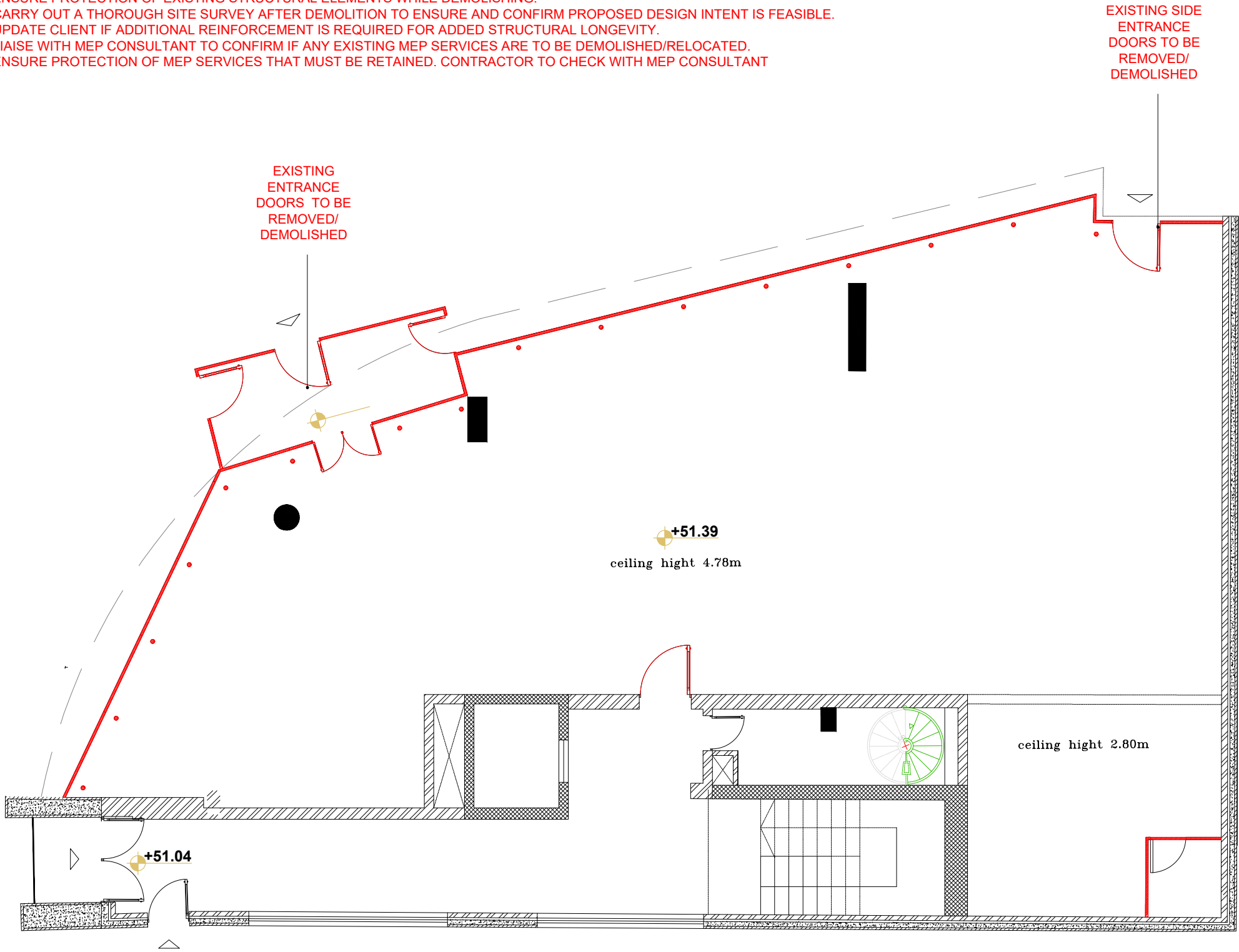
All materials copyright to I-AM.  
Not to be reproduced or circulated without prior consent.  
Do not scale from the drawing.

**EXISTING PLAN - GF**

PROJECT : **CAPITAL BANK - DABOUQ BRANCH**

LOCATION :	JORDAN	
SCALE :	1:100 @ A3	
DATE :	08.05.2023	
JOB NO :	XXXXX	
DWG NO :	GF_100	
DRAWN BY :	DZ	REV NO:
CHECKED BY :	SA	/

- NOTES:
- CONTRACTOR TO CONFIRM ITEMS TO BE DEMOLISHED BEFORE PROCEEDING
  - ALL EXISTING FLOOR FINISHES TO BE DEMOLISHED
  - ALL EXISTING FALSE CEILING TO BE DEMOLISHED
  - ALL EXISTING LOOSE AND FIXED JOINERY TO BE REMOVED INCLUDING COUNTERS,FURNITURE, DOORS, ETC
  - CONTRACTOR TO ENSURE PROTECTION OF EXISTING STRUCTURAL ELEMENTS WHILE DEMOLISHING.
  - CONTRACTOR TO CARRY OUT A THOROUGH SITE SURVEY AFTER DEMOLITION TO ENSURE AND CONFIRM PROPOSED DESIGN INTENT IS FEASIBLE.
  - CONTRACTOR TO UPDATE CLIENT IF ADDITIONAL REINFORCEMENT IS REQUIRED FOR ADDED STRUCTURAL LONGEVITY.
  - CONTRACTOR TO LIAISE WITH MEP CONSULTANT TO CONFIRM IF ANY EXISTING MEP SERVICES ARE TO BE DEMOLISHED/RELOCATED.
  - CONTRACTOR TO ENSURE PROTECTION OF MEP SERVICES THAT MUST BE RETAINED. CONTRACTOR TO CHECK WITH MEP CONSULTANT



 ITEMS HIGHLIGHTED IN RED TO BE DEMOLISHED

**DEMOLITION PLAN - GROUND FLOOR**  
SCALE 1:100 @A3

- NOTES:
1. This drawing is not to be scaled
  2. All dimensions are in Millimeter
  3. Any omission or discrepancy found shall be reported to he Architect or Engineer
  4. This drawing is to be read in conjunction with the relevant section of the specification and schedules
  5. Equipments shown in the server room are indicative and to be finalized by client IT and Security team.
  6. Technology shown in the layout is indicative and to be finalized by the client.


REVISION	DATE	DESCRIPTION
----------	------	-------------

CLIENT



CONSULTANT



G06, Building 6  
Dubai Media City,  
Dubai, UAE  
+971 4 558 7355  
dubai@i-amonline.com

All materials copyright to I-AM.  
Not to be reproduced or circulated without prior  
consent.  
Do not scale from the drawing.

DEMOLITION PLAN - GF

PROJECT : **CAPITAL BANK - DABOUQ  
BRANCH**

LOCATION :	JORDAN	
SCALE :	1:100 @ A3	
DATE :	17.03.2023	
JOB NO :	XXXXX	
DWG NO :	GF_101	
DRAWN BY :	DZ	REV NO:
CHECKED BY :	SA	/

- CONTRACTOR TO GAIN APPROVAL FROM I-AM ON SETTING-OUT OF ALL PARTITIONS & PANELLNGS.
- CONTRACTOR TO VERIFY THE FEASIBILITY OF DESIGN INTENT AGAINST SITE CONDITIONS & INFORM I-AM IN CASE OF ANY DISCREPANCY.
- CONTRACTOR TO ENSURE THAT THE RETAINED EXISTING PARTITIONS, WALL AND COLUMNS SURFACES ARE WELL FINISHED TO RECEIVE THE NEXT LEVEL OF NEW FINISHES
- REFER TO ELEVATIONS & SECTIONS FOR DROP-DOWN BULKHEADS HEIGHTS
- CONTRACTOR TO UPDATE CLIENT IF ADDITIONAL REINFORCEMENT IS REQUIRED FOR ADDED STRUCTURAL LONGEVITY.



1. This drawing is not to be scaled
2. All dimensions are in Millimeter
3. Any omission or discrepancy found shall be reported to he Architect or Engineer
4. This drawing is to be read in conjunction with the relevant section of the specification and schedules
5. Equipments shown in the server room are indicative and to be finalized by client IT and Security team.
6. Technology shown in the layout is indicative and to be finalized by the client.

CLIENT

**capital**  
bank

**I-AM**

G06, Building 6  
Dubai Media City,  
Dubai, UAE

+971 4 558 7355

[dubai@i-amonline.com](mailto:dubai@i-amonline.com)

All materials copyright to I-AM.  
Not to be reproduced or circulated without prior  
consent.  
Do not scale from the drawing.

PROJECT : **CAPITAL BANK - DABOUCHE**  
**BRANCH**

LOCATION :	JORDAN	
SCALE :	1:100 @ A3	
DATE :	08.05.2023	
JOB NO :	XXXXXX	
DWG NO :	GF_102	
DRAWN BY :	DZ	REV NO A
CHECKED BY :	SA	

PARTITION DETAILS:

<div>PT1</div> <div></div>	ALUMINUM PROFILE (CURTAIN WALL) MULLION SECTION MEASURING 12 CM AND TRANSOM SECTION MEASURING 12 CM, THICKNESS 1.6 MM, POWDER COATED AS REQUIRED, WITH GLASS (6 MM PLAIN + 16 MM AIR GAP + 6 MM PLAIN ) . FIXING WITH GALVANIZED STEEL BRACKET, 4 MM THICK, WITH 10 MM SCREWS THROUGH THE MULLION SECTION AND A BLACK ROLL OF HILTI TYPE, LENGTH 10 CM, THICKNESS 10 MM, SO THAT THE INSULATION IS DONE USING MEMBRANE WATER PROOFING AND USING EPDM RUBBER, AND THE OUTER SHAPE IS FINISHED WITH BLACK SILICONE.
<div>PT2</div> <div></div>	12MM THK NORMAL CLEAR TEMPERED GLASS ANCHORED TO THE FLOOR IN "U" CHANNEL SECURELY INSERTED AND FIXED TO SIT BELOW THE FLOOR LEVEL. GLASS TO BE ANCHORED IN "U" CHANNEL AT THE GYPSUM CEILING LEVEL ABOVE. THE "U" CHANNEL TO BE SECURELY FIXED TO MDF/TIMBER SUPPORT OF APPROPRIATE SIZE AND WHOLE ASSEMBLY ANCHORED TO GI STUD FRAMEWORK WHICH IN TURN IS SECURELY ANCHORED TO THE SLAB. REFER FINISHES SCHEDULE FOR GLASS SPECIFICATIONS AND FINISHES TO BE APPLIED ON THE GLASS. GLAZING TO BE INSTALLED WITH BUTT JOINTS, EDGES TO HAVE A MINIMAL CHAMFER.
<div>PT3</div> <div></div>	100 MM THK NORMAL GYPSUM PARTITION MADE OF GI FRAMEWORK SECURELY FIXED TO GROUND & CEILING TRUE SLAB. THE FRAMEWORK TO BE COVERED WITH 12.5 MM THK NORMAL GYPSUM BOARD ON BOTH SIDES. INTERNAL SPACE BETWEEN STUDS OF THE PARTITION TO BE FILLED WITH 50 MM THK MINERAL WOOL INSULATION. REFER DWG NO.105 AND FINISHES SCHEDULE FOR SPECIFICATIONS AND FINISHES TO BE APPLIED ON THE SURFACE.
<div>PT4</div> <div></div>	100 MM THK PARTITION MADE OF GI FRAMEWORK SECURELY FIXED TO GROUND & CEILING TRUE SLAB. THE FRAMEWORK TO BE COVERED WITH 12MM THK MDF ON ONE SIDE AND 12.5 MM THK NORMAL GYPSUM BOARD ON THE OTHER. INTERNAL SPACE BETWEEN STUDS OF THE PARTITION TO BE FILLED WITH 50 MM THK MINERAL WOOL INSULATION. REFER DWG NO.105 AND FINISHES SCHEDULE FOR SPECIFICATIONS AND FINISHES TO BE APPLIED ON THE SURFACE.
<div>PT5</div> <div></div>	310 MM THK BLOCK WALL MADE OF LIGHT WEIGHT CONCRETE SOLID BLOCKS. BLOCK WALL TO BE GROUND TO ACHIEVE TRUE HORIZONTAL LEVEL. THE BLOCK WALL TO EXTEND TO SOFFIT OF SLAB OR AS INDICATED IN BUILD PLAN & ELEVATIONS. THE SURFACE OF THE BLOCK WALL TO BE WELL FINISHED TO RECEIVE THE NEXT LEVEL OF FINISH. CONTRACTOR TO PROVIDE STIFFNESS WHEREVER REQUIRED. REFER DWG NO.105 AND FINISHES SCHEDULE FOR SPECIFICATIONS AND FINISHES TO BE APPLIED ON THE SURFACE.
<div>PT6</div> <div></div>	100 MM THK BLOCK WALL MADE OF LIGHT WEIGHT CONCRETE SOLID BLOCKS. BLOCK WALL TO BE GROUND TO ACHIEVE TRUE HORIZONTAL LEVEL. THE BLOCK WALL TO EXTEND TO SOFFIT OF SLAB OR AS INDICATED IN BUILD PLAN & ELEVATIONS. THE SURFACE OF THE BLOCK WALL TO BE WELL FINISHED TO RECEIVE THE NEXT LEVEL OF FINISH. CONTRACTOR TO PROVIDE STIFFNESS WHEREVER REQUIRED. REFER DWG NO.105 AND FINISHES SCHEDULE FOR SPECIFICATIONS AND FINISHES TO BE APPLIED ON THE SURFACE.
<div>PT7</div> <div></div>	12 MM THK LAMINATED SMART GLASS (PRIVALITE) ANCHORED TO THE FLOOR IN SS 'U' CHANNEL SECURELY INSERTED AND FIXED TO SIT BELOW THE FLOOR LEVEL. GLASS TO BE ANCHORED IN SS 'U' CHANNEL AT 100X100MM BRUSHED ALUMINUM PROFILE ON TOP WHICH IN TURN IS SECURELY FIXED TO THE GUPSUM BULKHEAD ABOVE. GLASS PARTITIONS TO BE FIXED TO 100X100MM BRUSHED ALUMINUM PROFILES ON THE SIDE USING CONCEALED SS "U" CHANNEL. THE WHOLE ASSEMBLY ANCHORED TO GI STUD FRAMEWORK WHICH IN TURN IS SECURELY ANCHORED TO THE SLAB. REFER FINISHES SCHEDULE FOR GLASS SPECIFICATIONS AND FINISHES TO BE APPLIED ON THE GLASS. GLAZING TO BE INSTALLED WITH BUTT JOINTS, EDGES OF THE GLASS TO HAVE A MINIMAL CHAMFER.

INTERNAL WORKS:

1. ALL INTERNAL PARTITIONS TO BE ERECTED AS PER THE PARTITION TYPES MENTIONED IN BUILD PLAN.
2. WHEREVER REQUIRED AND NECESSARY, CONTRACTOR TO ENSURE PROPER SUPPORT AND ANCHORAGE TO THE PARTITIONS.
3. CONTRACTOR TO VALIDATE THE DESIGN INTENT BASED ON THE SITE CONDITIONS AND REVERT TO THE CONSULTANT / CLIENT FOR ANY DISCREPANCIES DURING THE TENDER STAGE.
4. CONTRACTOR TO CONSIDER ALL ITEMS / MATERIALS / ACCESSORIES / SERVICES REQUIRED FOR PROPER AND SUCCESSFUL IMPLEMENTATION OF DESIGN INTENT ON SITE.
5. FULL HEIGHT PARTITIONS/PANELING TO GO UP TO THE SOFFIT OF SLAB

BUILD PLAN DESCRIPTION - GROUND FLOOR

SCALE 1:100 @A3

PT8



200 MM THK BLOCK WALL MADE OF LIGHT WEIGHT CONCRETE SOLID BLOCKS WITH 6MM METAL SHEET ON INTERNAL SURFACE. BLOCK WALL TO BE GROUND TO ACHIEVE TRUE HORIZONTAL LEVEL. THE BLOCK WALL TO EXTEND TO SOFFIT OF SLAB OR AS INDICATED IN BUILD PLAN & ELEVATIONS. THE SURFACE OF THE BLOCK WALL TO BE WELL FINISHED TO RECEIVE THE NEXT LEVEL OF FINISH. CONTRACTOR TO PROVIDE STIFFNESS WHEREVER REQUIRED. REFER DWG NO.105 AND FINISHES SCHEDULE FOR SPECIFICATIONS AND FINISHES TO BE APPLIED ON THE SURFACE.

PT9



150 MM THK BLOCK WALL MADE OF LIGHT WEIGHT CONCRETE SOLID BLOCKS WITH 6MM METAL SHEET AND 12.5MM GYPSUM BOARD ON INTERNAL SURFACE. BLOCK WALL TO BE GROUND TO ACHIEVE TRUE HORIZONTAL LEVEL. THE BLOCK WALL TO EXTEND TO SOFFIT OF SLAB OR AS INDICATED IN BUILD PLAN & ELEVATIONS. THE SURFACE OF THE BLOCK WALL TO BE WELL FINISHED TO RECEIVE THE NEXT LEVEL OF FINISH. CONTRACTOR TO PROVIDE STIFFNESS WHEREVER REQUIRED. REFER DWG NO.105 AND FINISHES SCHEDULE FOR SPECIFICATIONS AND FINISHES TO BE APPLIED ON THE SURFACE.

BULKHEAD DETAILS:

BH1



NORMAL GYPSUM BULKHEAD CLADDING . GYPSUM BULKHEAD MADE OF GI FRAMEWORK SECURELY FIXED TO EXISTING STRUCTURE BEHIND. THE FRAMEWORK TO BE COVERED WITH 12.5 MM THK NORMAL GYPSUM BOARD ON ONE SIDE. INTERNAL SPACE BETWEEN STUDS OF THE BULKHEAD TO BE FILLED WITH 50 MM THK MINERAL WOOL INSULATION. REFER DWG NO.105 AND FINISHES SCHEDULE FOR SPECIFICATIONS AND FINISHES TO BE APPLIED ON THE SURFACE.

\*REFER ELEVATIONS FOR EXACT BULKHEADS HEIGHTS & DETAILS

BH2



BULKHEAD ABOVE MAIN ENTRANCE DOOR MADE OF INTERCONNECTED/ CROSS-BRACED STEEL TUBES. BULKHEAD MADE OF STEEL TUBES TO BE FINISHED IN 12MM THK MDF ON THE FRONT/OUTER SIDE AND 12.5MM THK GYPSUM ON THE REAR SIDE. REFER EXTERNAL SCREEN DRAWING FOR DETAILS. REFER DWG NO. 105 AND FINISHES SCHEDULE FOR SPECIFICATIONS AND FINISHES TO BE APPLIED ON THE SURFACE.

\*TECHNOLOGY VENDOR TO CONFIRM SIZE AND THICKNESS OF METAL TUBES BASED ON PROPOSED SCREEN SIZE AND WEIGHT

PANELING DETAILS:

PL1



NORMAL ONE-SIDED GYPSUM PANELING. WALL PANELING TO BE MADE OF 12.5MM THK REGULAR GYPSUM BOARD. CONTRACTOR TO EMPLOY METAL STUDS/PROFILES AS REQUIRED TO ACHIEVE THE INDICATED PANELING DEPTH AS PER LAYOUT & EXISTING SITE CONDITIONS. STUD FRAMEWORK SECURELY ANCHORED TO THE FLOOR AND TO THE TRUE SLAB IN CEILING. INTERNAL SPACE BETWEEN PANELING TO BE FILLED WITH MINERAL WOOL INSULATION. REFER DWG NO.105 AND FINISHES SCHEDULE FOR SPECIFICATIONS AND FINISHES TO BE APPLIED ON THE SURFACE.

\*CONTRACTOR TO CONSIDER/FOLLOW PANELING DEPTH AS PER INDICATED IN GA AND BUILD PLAN

PL2



NORMAL ONE-SIDED MDF PANELING. WALL PANELING TO BE MADE OF 18MM THK REGULAR MDF BOARD. CONTRACTOR TO EMPLOY METAL STUDS/PROFILES AS REQUIRED TO ACHIEVE THE INDICATED PANELING DEPTH AS PER LAYOUT & EXISTING SITE CONDITIONS. STUD FRAMEWORK SECURELY ANCHORED TO THE FLOOR AND TO THE TRUE SLAB IN CEILING. INTERNAL SPACE BETWEEN PANELING TO BE FILLED WITH MINERAL WOOL INSULATION. REFER DWG NO.105 AND FINISHES SCHEDULE FOR SPECIFICATIONS AND FINISHES TO BE APPLIED ON THE SURFACE.

\*CONTRACTOR TO CONSIDER/FOLLOW PANELING DEPTH AS PER INDICATED IN GA AND BUILD PLAN

NOTES:

1. This drawing is not to be scaled
2. All dimensions are in Millimeter
3. Any omission or discrepancy found shall be reported to he Architect or Engineer
4. This drawing is to be read in conjunction with the relevant section of the specification and schedules
5. Equipments shown in the server room are indicative and to be finalized by client IT and Security team.
6. Technology shown in the layout is indicative and to be finalized by the client.


REVISION	DATE	DESCRIPTION
----------	------	-------------

CLIENT



CONSULTANT

**I-AM**

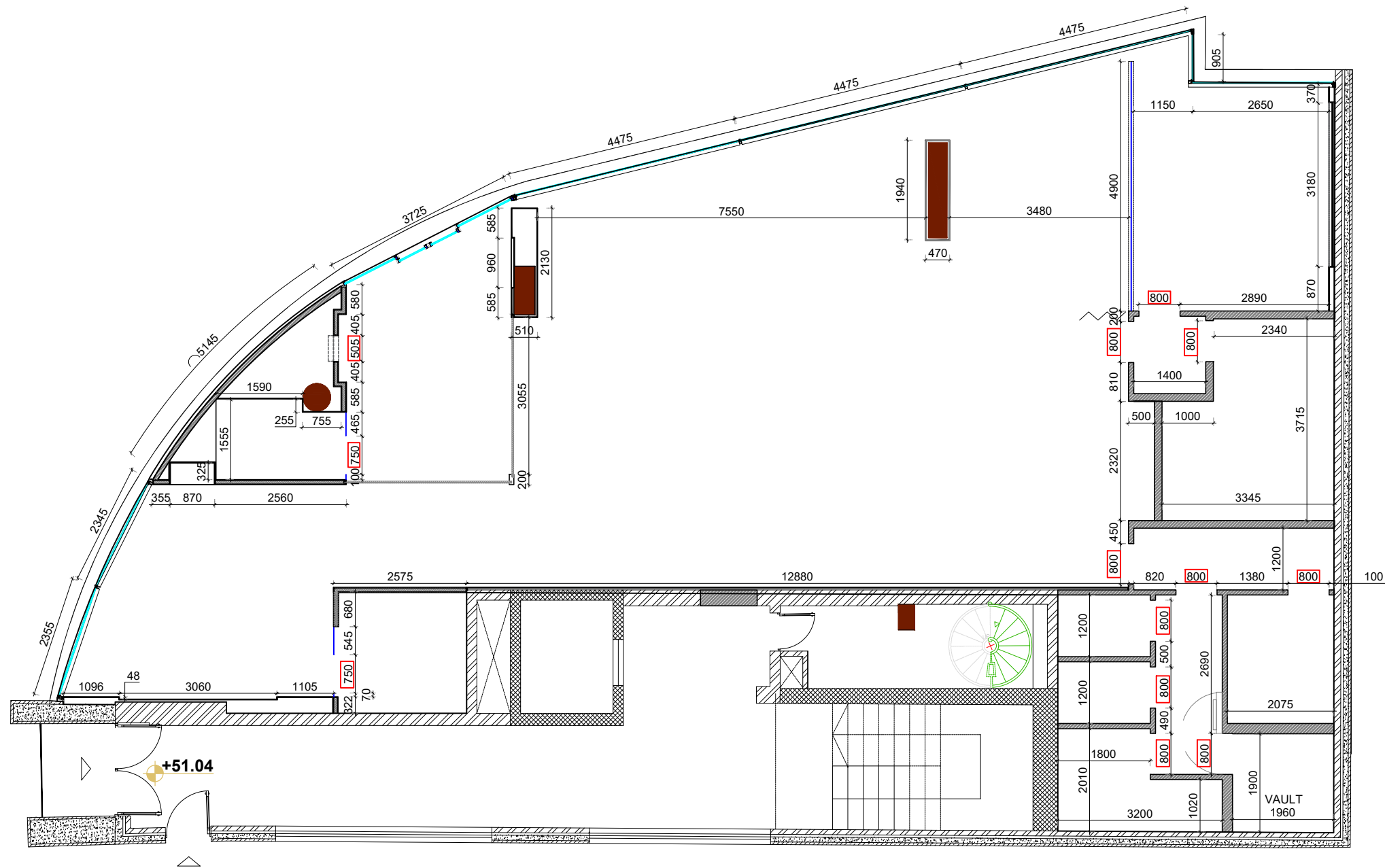
G06, Building 6  
Dubai Media City,  
Dubai, UAE  
+971 4 558 7355  
dubai@i-amonline.com

All materials copyright to I-AM.  
Not to be reproduced or circulated without prior  
consent.  
Do not scale from the drawing.

BUILD PLAN DESCRIPTION - GF

PROJECT : **CAPITAL BANK - DABOUC BRANCH**

LOCATION :	JORDAN	
SCALE :	1:100 @ A3	
DATE :	08.05.2023	
JOB NO :	XXXXX	
DWG NO :	GF_102.1	
DRAWN BY :	DZ	REV NO:  /
CHECKED BY :	SA	



**BUILD PLAN - GROUND FLOOR**  
SCALE 1:100 @A3

- NOTES:
1. This drawing is not to be scaled
  2. All dimensions are in Millimeter
  3. Any omission or discrepancy found shall be reported to the Architect or Engineer
  4. This drawing is to be read in conjunction with the relevant section of the specification and schedules
  5. Equipments shown in the server room are indicative and to be finalized by client IT and Security team.
  6. Technology shown in the layout is indicative and to be finalized by the client.

A	08.06.2023	ADDING CHEQUE DROPBOX AND BLOCKWALL FOR THE FIRE CABINET
REVISION	DATE	DESCRIPTION

CLIENT

**capital**  
bank

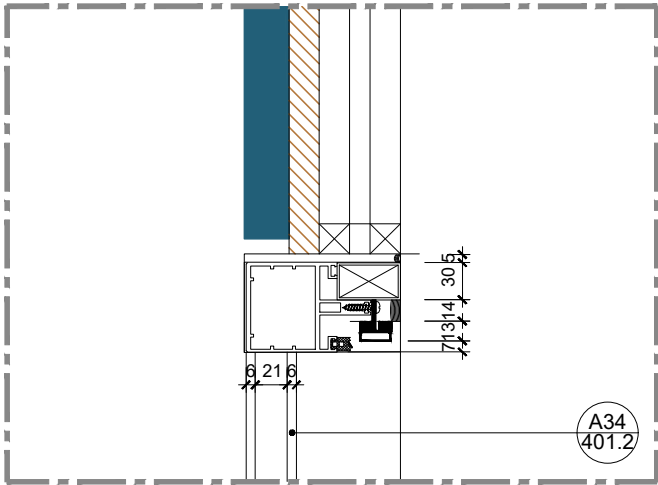
CONSULTANT

**I-AM**

G06, Building 6  
Dubai Media City,  
Dubai, UAE  
+971 4 558 7355  
dubai@i-amonline.com

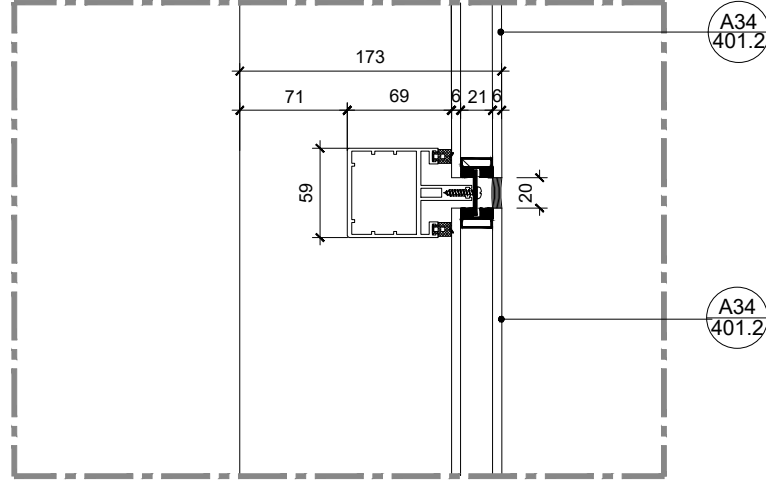
All materials copyright to I-AM.  
Not to be reproduced or circulated without prior consent.  
Do not scale from the drawing.

BUILD PLAN DIMENSION - GF		
PROJECT : CAPITAL BANK - DABOUQ BRANCH		
LOCATION :	JORDAN	
SCALE :	1:100 @ A3	
DATE :	08.05.2023	
JOB NO :	XXXXX	
DWG NO :	GF_102.2	
DRAWN BY :	DZ	REV NO: A
CHECKED BY :	SA	

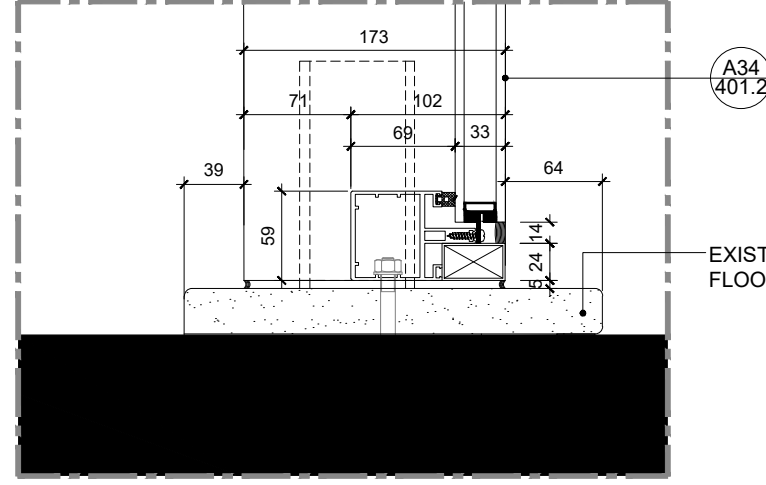


PT1: ALUMINUM PROFILE (CURTAIN WALL) - HEAD DETAIL  
SCALE 1:5

ALUMINUM PROFILE (CURTAIN WALL) MULLION SECTION MEASURING 12 CM AND TRANSOM SECTION MEASURING 12 CM, THICKNESS 1.6 MM, POWDER COATED MATCH RAL 7015, WITH GLASS (6 MM BACK PLAIN GLASS + 16 MM AIR GAP + 6 MM PLAIN. FIXING WITH GALVANIZED STEEL BRACKET, 4 MM THICK, WITH 10 MM SCREWS THROUGH THE MULLION SECTION AND A BLACK ROLL OF HILTI TYPE, LENGTH 10 CM, THICKNESS 10 MM, SO THAT THE INSULATION IS DONE USING MEMBRANE WATER PROOFING AND USING EPDM RUBBER, AND THE OUTER SHAPE IS FINISHED WITH BLACK SILICONE.

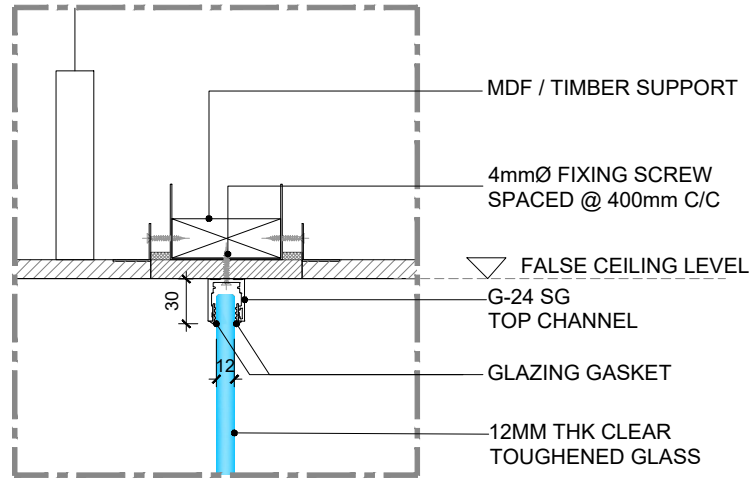


PT1: ALUMINUM PROFILE (CURTAIN WALL) MULLION- DETAIL  
SCALE 1:5

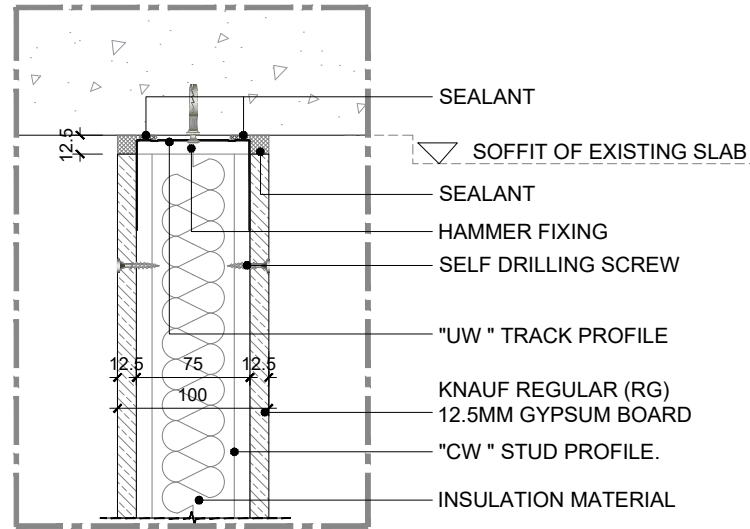


PT1: ALUMINUM PROFILE (CURTAIN WALL) - FLOOR DETAIL  
SCALE 1:5

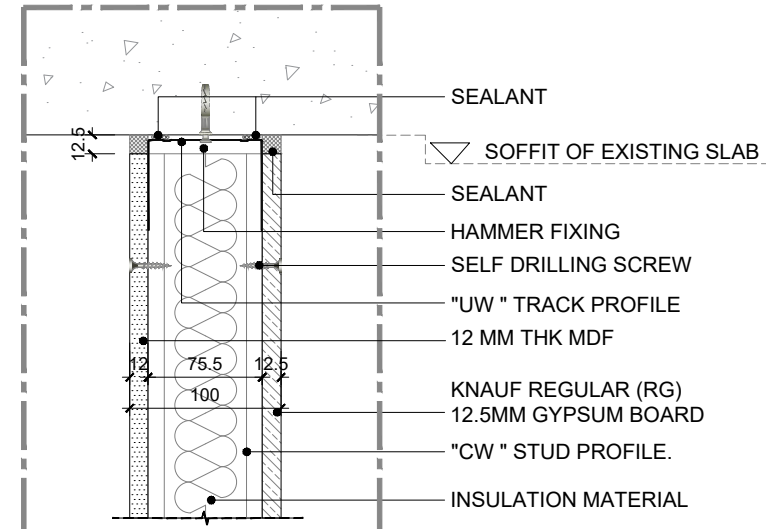
EXISTING FLOORING



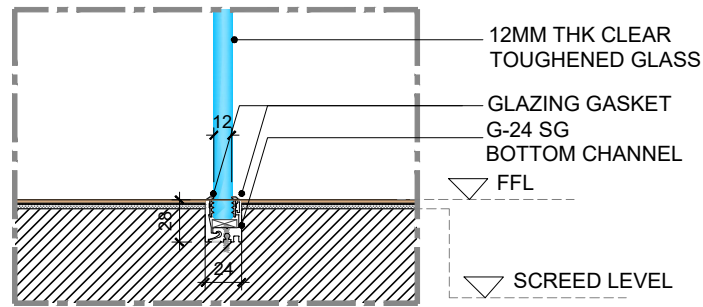
PT2: 12MM THK CLEAR TOUGHENED GLASS - HEAD DETAIL  
SCALE 1:5



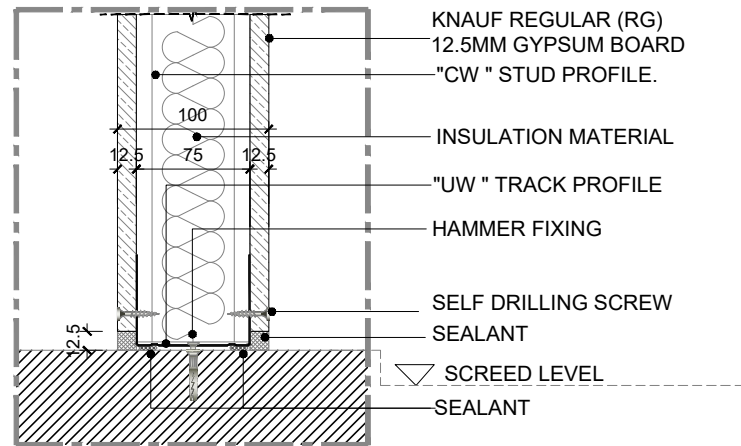
PT3: 100MM THK NORMAL GYPSUM PARTITION - HEAD DETAIL  
SCALE 1:5



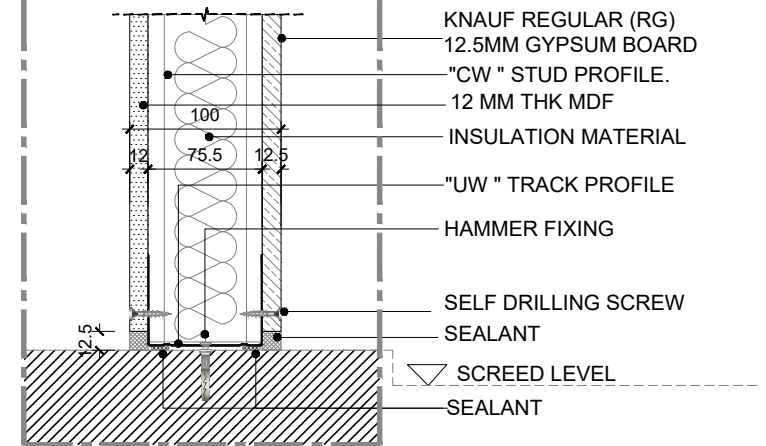
PT4: 100MM THK GYPSUM AND MDF PARTITION - HEAD DETAIL  
SCALE 1:5



PT2: 12MM THK CLEAR TOUGHENED GLASS - FLOOR DETAIL  
SCALE 1:5



PT3: 100MM THK NORMAL GYPSUM PARTITION - FLOOR DETAIL  
SCALE 1:5



PT4: 100MM THK GYPSUM AND MDF PARTITION - FLOOR DETAIL  
SCALE 1:5

#### NOTES:

1. This drawing is not to be scaled
2. All dimensions are in Millimeter
3. Any omission or discrepancy found shall be reported to the Architect or Engineer
4. This drawing is to be read in conjunction with the relevant section of the specification and schedules
5. Equipments shown in the server room are indicative and to be finalized by client IT and Security team.
6. Technology shown in the layout is indicative and to be finalized by the client.

REVISION	DATE	DESCRIPTION
----------	------	-------------

#### CLIENT

**capital**  
bank

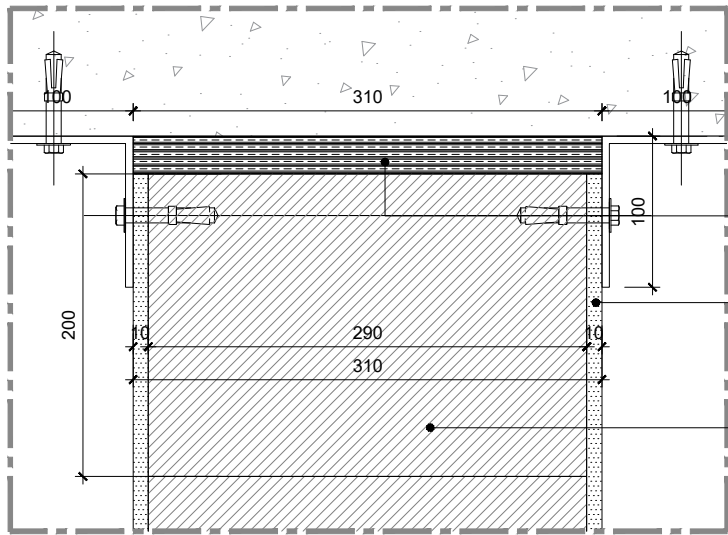
#### CONSULTANT

**I-AM**  
G06, Building 6  
Dubai Media City,  
Dubai, UAE  
+971 4 558 7355  
dubai@i-amonline.com  
All materials copyright to I-AM.  
Not to be reproduced or circulated without prior  
consent.  
Do not scale from the drawing.

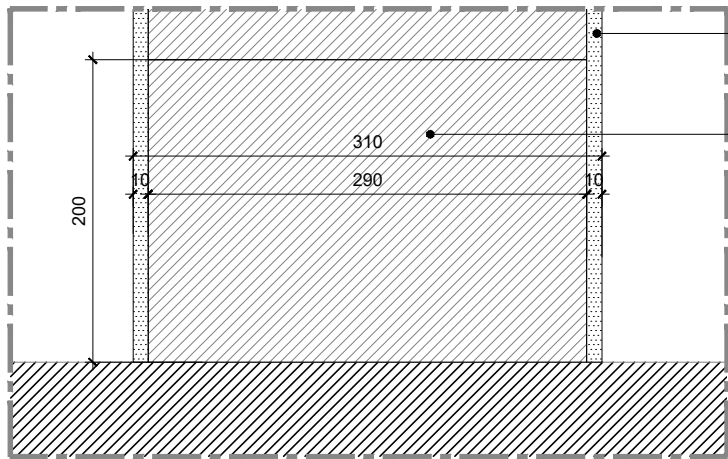
#### BUILD PLAN - PARTITIONS DETAILS

PROJECT : **CAPITAL BANK - DABOUC  
BRANCH**

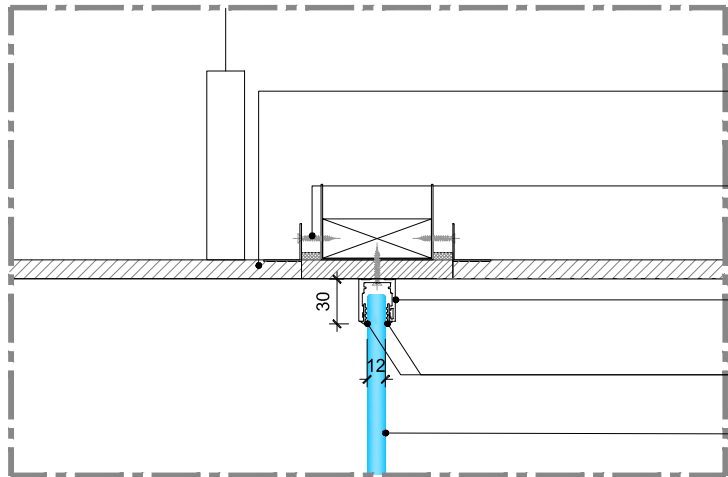
LOCATION :	JORDAN	
SCALE :	1:5 @ A3	
DATE :	08.05.2023	
JOB NO :	XXXXX	
DWG NO :	GF_102.3	
DRAWN BY :	DZ	REV NO:
CHECKED BY :	SA	/



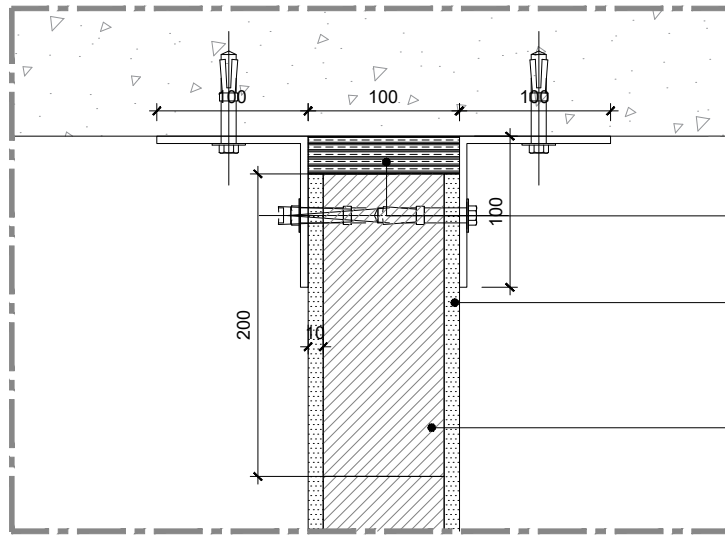
**PT5: 310MM THK BLOCK WALL - HEAD DETAIL**  
SCALE 1:5



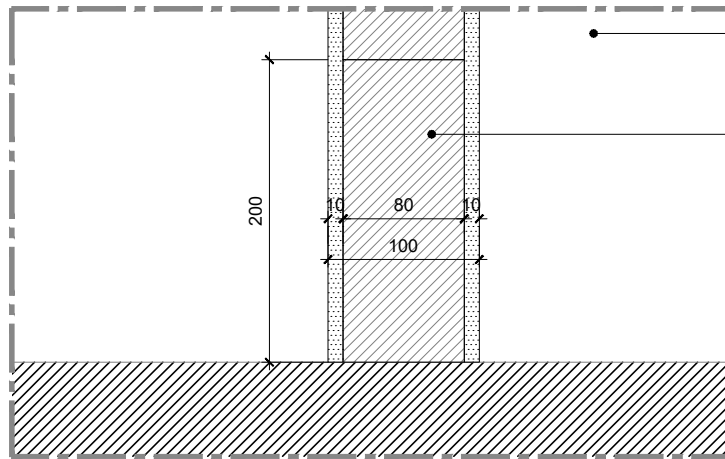
**PT5: 310MM THK BLOCK WALL - FLOOR DETAIL**  
SCALE 1:5



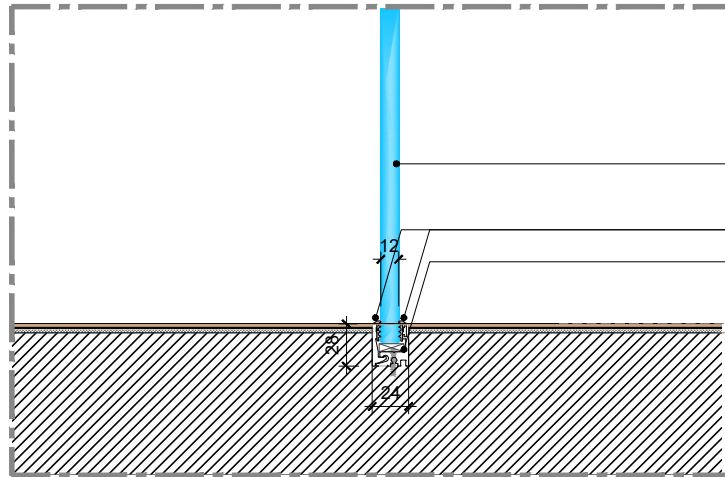
**PT7: 12 MM THK LAMINATED SMART GLASS - HEAD DETAIL**  
SCALE 1:5



**PT6: 100MM THK BLOCK WALL - HEAD DETAIL**  
SCALE 1:5



**PT6: 100MM THK BLOCK WALL - FLOOR DETAIL**  
SCALE 1:5



**PT7: 12 MM THK LAMINATED SMART GLASS - FLOOR DETAIL**  
SCALE 1:5

**NOTES:**

1. This drawing is not to be scaled
2. All dimensions are in Millimeter
3. Any omission or discrepancy found shall be reported to the Architect or Engineer
4. This drawing is to be read in conjunction with the relevant section of the specification and schedules
5. Equipments shown in the server room are indicative and to be finalized by client IT and Security team.
6. Technology shown in the layout is indicative and to be finalized by the client.

REVISION	DATE	DESCRIPTION
----------	------	-------------

**CLIENT**

**capital**  
bank

**CONSULTANT**

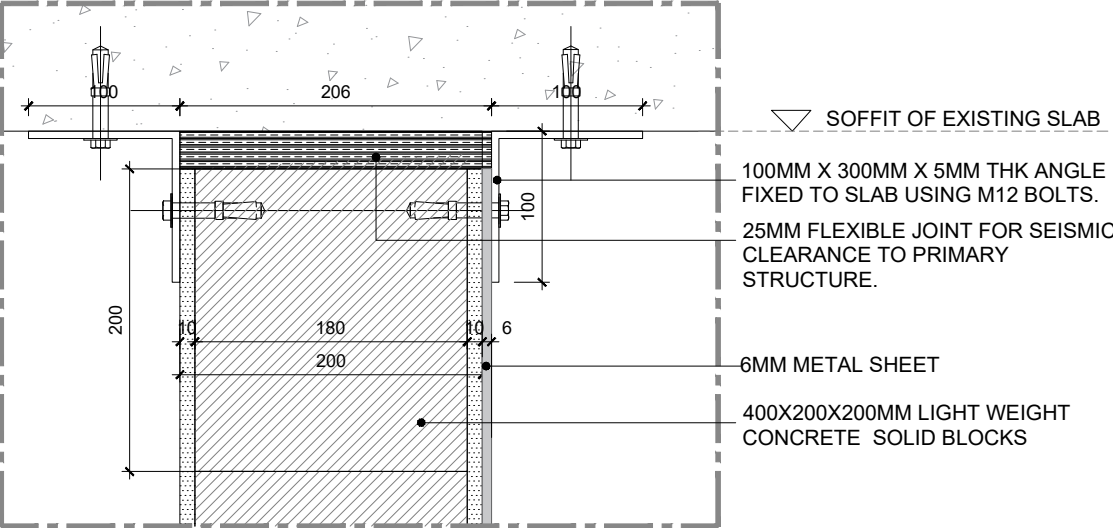


G06, Building 6  
Dubai Media City,  
Dubai, UAE  
+971 4 558 7355  
dubai@i-amonline.com  
All materials copyright to I-AM.  
Not to be reproduced or circulated without prior  
consent.  
Do not scale from the drawing.

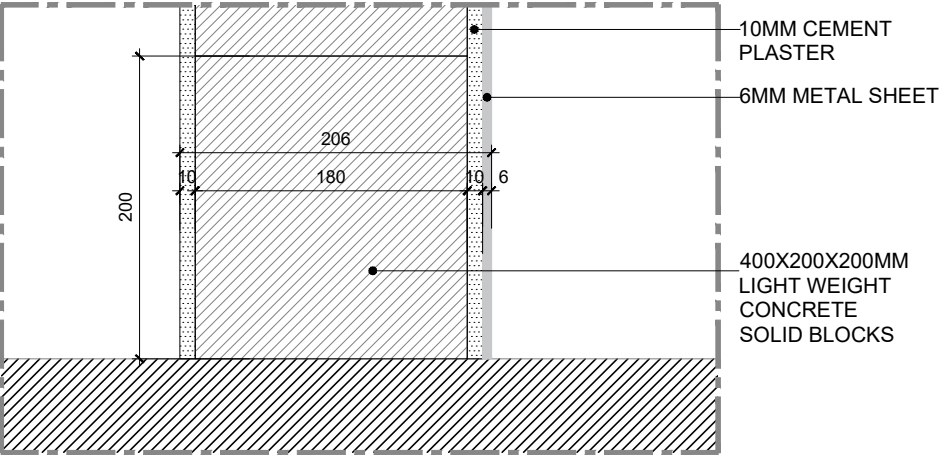
**BUILD PLAN - PARTITIONS  
DETAILS**

PROJECT : **CAPITAL BANK - DABOUC  
BRANCH**

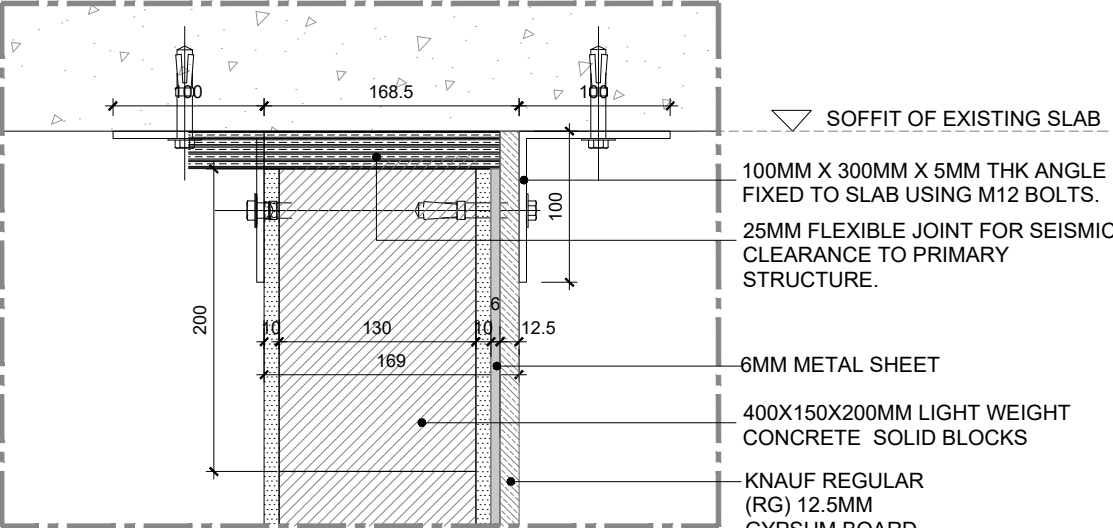
LOCATION :	<b>JORDAN</b>	
SCALE :	<b>1:5 @ A3</b>	
DATE :	<b>08.05.2023</b>	
JOB NO :	<b>XXXXX</b>	
DWG NO :	<b>GF_102.4</b>	
DRAWN BY :	<b>DZ</b>	<b>REV NO:</b>  <b>/</b>
CHECKED BY :	<b>SA</b>	



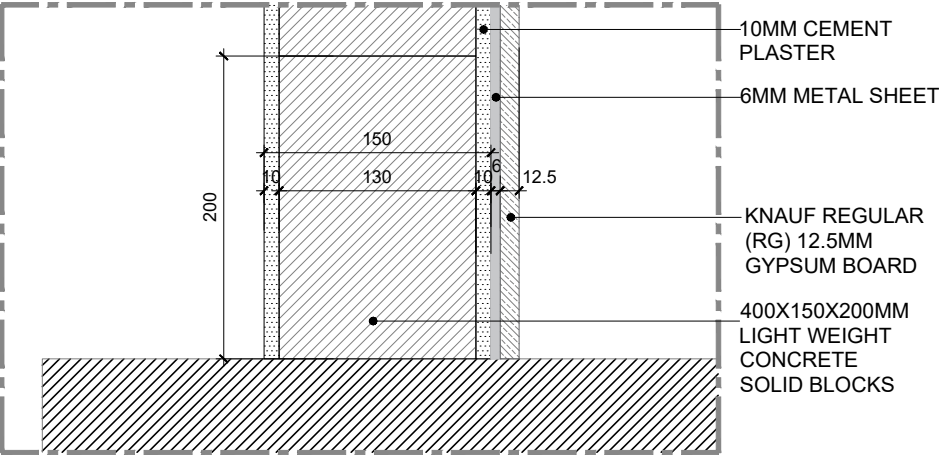
PT8: 206MM THK BLOCK WALL - HEAD DETAIL  
SCALE 1:5



PT8: 206MM THK BLOCK WALL - FLOOR DETAIL  
SCALE 1:5



PT9: 168.5 MM THK BLOCK WALL - HEAD DETAIL  
SCALE 1:5



PT9: 168.5MM THK BLOCK WALL - FLOOR DETAIL  
SCALE 1:5

- NOTES:
- 1. This drawing is not to be scaled
  - 2. All dimensions are in Millimeter
  - 3. Any omission or discrepancy found shall be reported to the Architect or Engineer
  - 4. This drawing is to be read in conjunction with the relevant section of the specification and schedules
  - 5. Equipments shown in the server room are indicative and to be finalized by client IT and Security team.
  - 6. Technology shown in the layout is indicative and to be finalized by the client.


REVISION	DATE	DESCRIPTION
----------	------	-------------

CLIENT



CONSULTANT

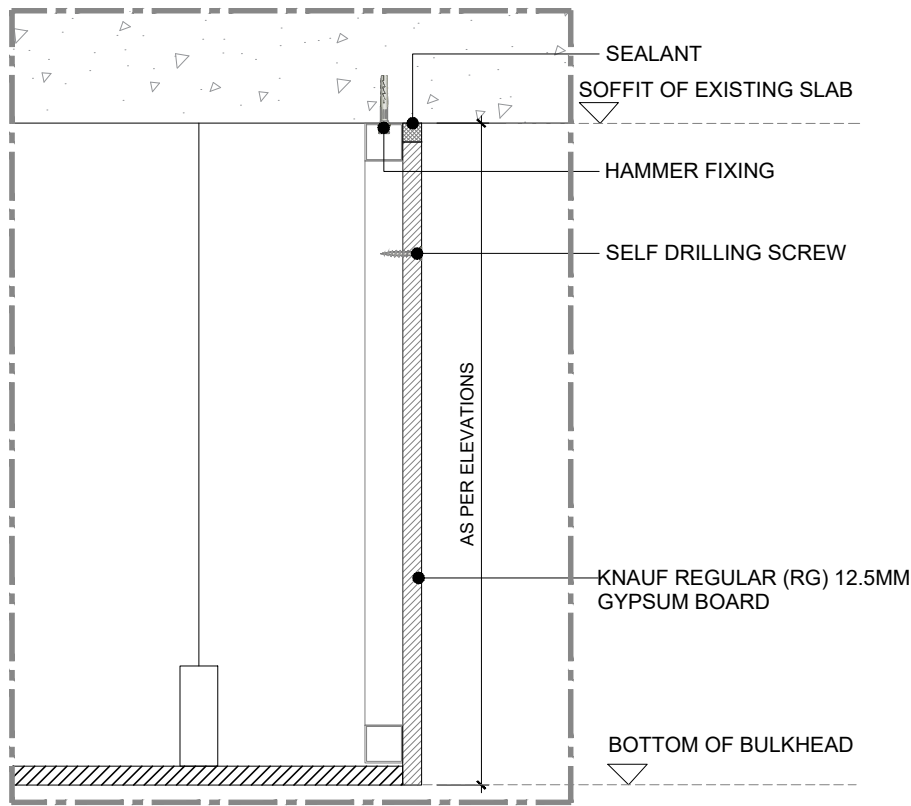


G06, Building 6  
Dubai Media City,  
Dubai, UAE

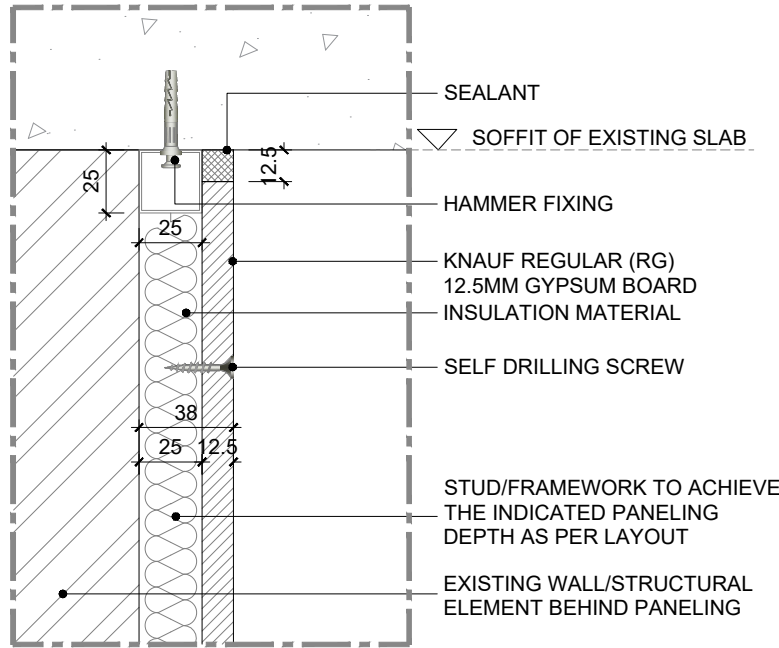
+971 4 558 7355  
dubai@i-amonline.com

All materials copyright to I-AM.  
Not to be reproduced or circulated without prior  
consent.  
Do not scale from the drawing.

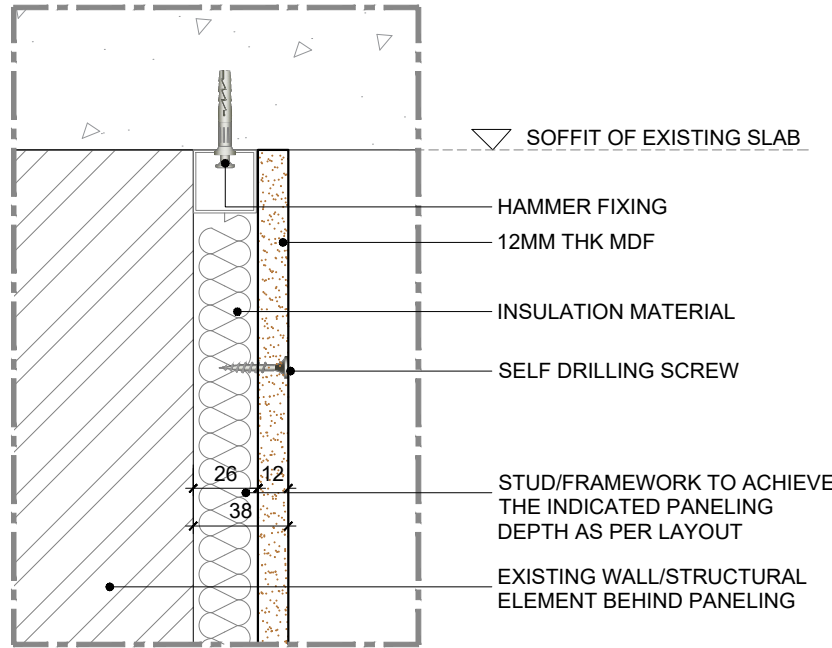
BUILD PLAN - PARTITIONS DETAILS		
PROJECT : CAPITAL BANK - DABOUQ BRANCH		
LOCATION :	JORDAN	
SCALE :	1:5 @ A3	
DATE :	08.05.2023	
JOB NO :	XXXXXX	
DWG NO :	GF_102.5	
DRAWN BY :	DZ	REV NO:  /
CHECKED BY :	SA	



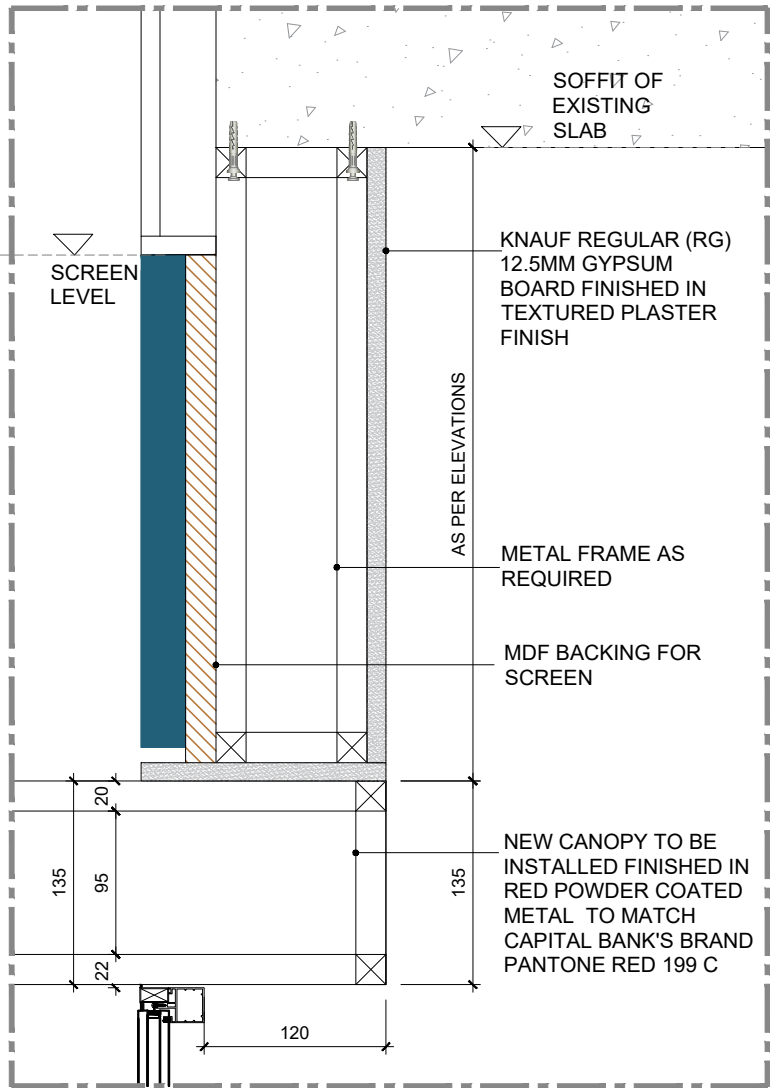
**BH1: NORMAL GYPSUM BULKHEAD PANELING - HEAD DETAIL**  
SCALE 1:5



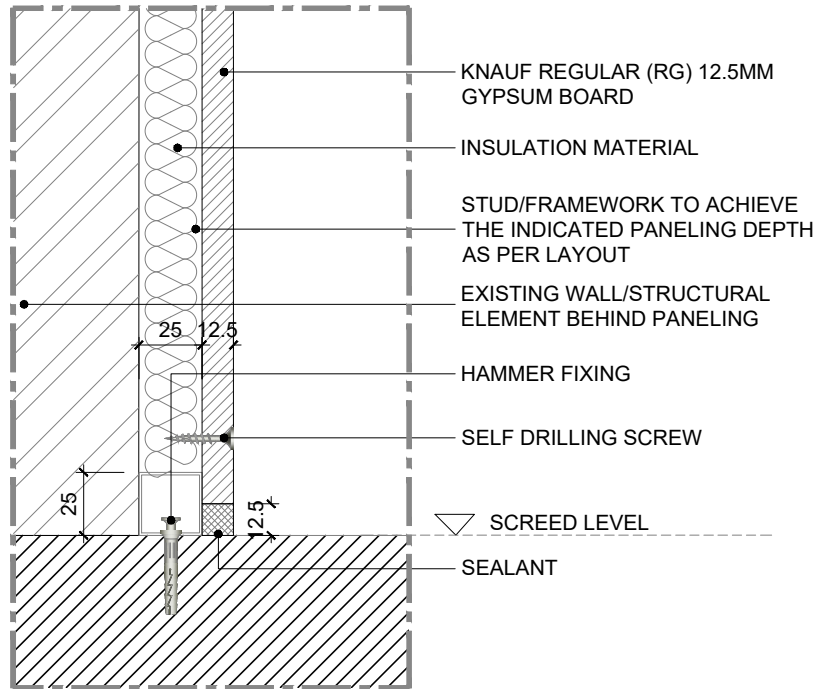
**PL1: NORMAL GYPSUM PANELING - HEAD DETAIL**  
SCALE 1:3



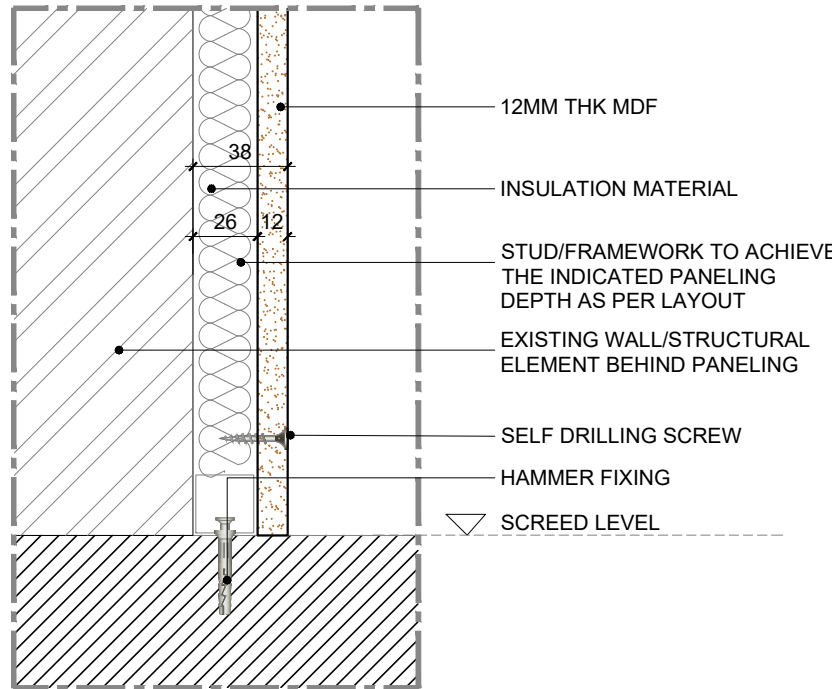
**PL2: NORMAL MDF PANELING - HEAD DETAIL**  
SCALE 1:3



**BH2: BULKHEAD ABOVE MAIN ENTRANCE DOOR - HEAD DETAIL**  
SCALE 1:5



**PL1: NORMAL GYPSUM PANELING - FLOOR DETAIL**  
SCALE 1:3



**PL2: NORMAL MDF PANELING - FLOOR DETAIL**  
SCALE 1:3

NOTES:

1. This drawing is not to be scaled
2. All dimensions are in Millimeter
3. Any omission or discrepancy found shall be reported to the Architect or Engineer
4. This drawing is to be read in conjunction with the relevant section of the specification and schedules
5. Equipments shown in the server room are indicative and to be finalized by client IT and Security team.
6. Technology shown in the layout is indicative and to be finalized by the client.

REVISION	DATE	DESCRIPTION

CLIENT

**capital**  
bank

CONSULTANT



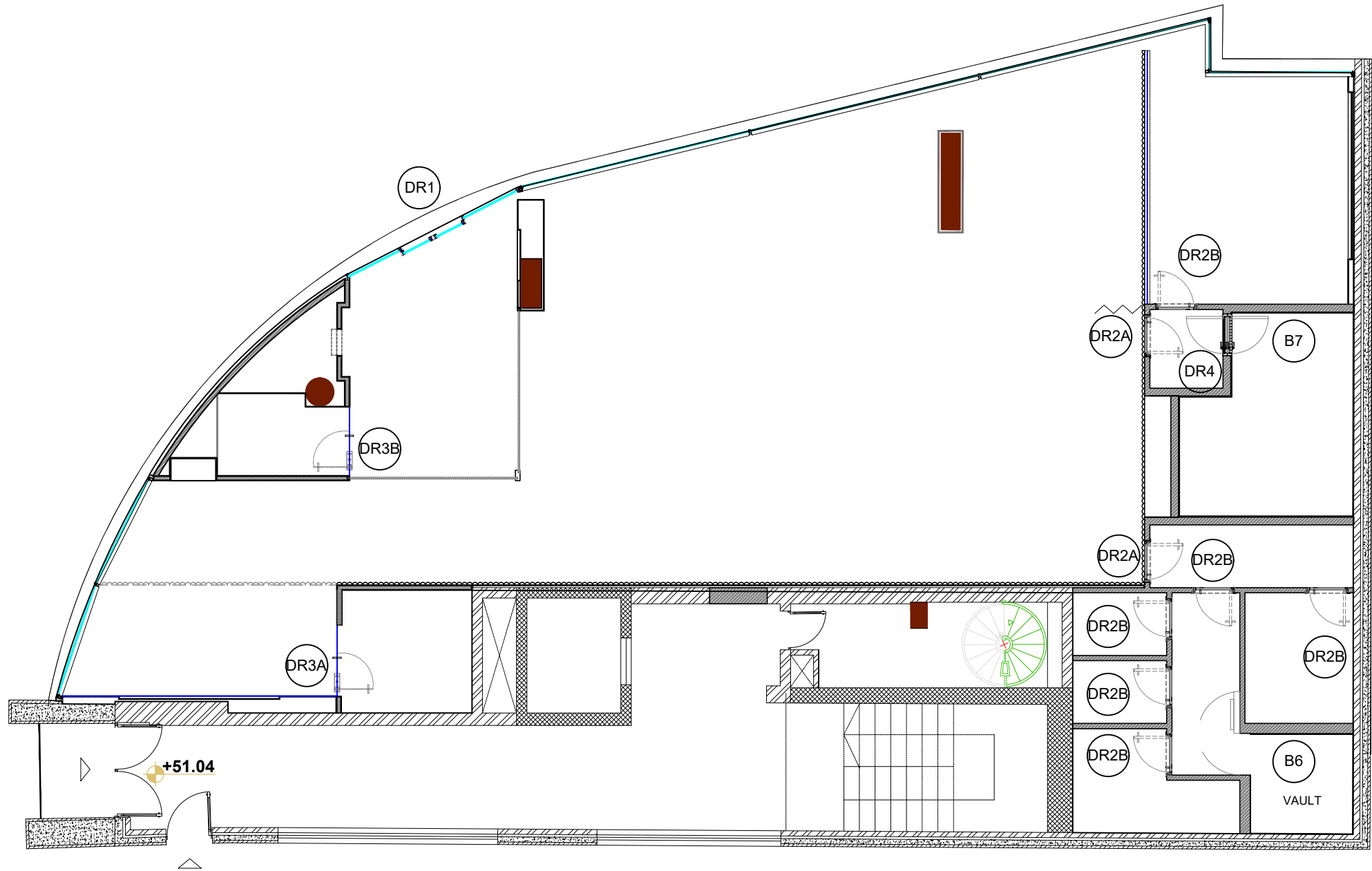
G06, Building 6  
Dubai Media City,  
Dubai, UAE  
+971 4 558 7355  
dubai@i-amonline.com

All materials copyright to I-AM.  
Not to be reproduced or circulated without prior  
consent.  
Do not scale from the drawing.

**BUILD PLAN - PANELINGS  
DETAILS**

PROJECT : **CAPITAL BANK - DABOUC  
BRANCH**

LOCATION :	<b>JORDAN</b>	
SCALE :	<b>1:5 @ A3</b>	
DATE :	<b>08.05.2023</b>	
JOB NO :	<b>XXXXX</b>	
DWG NO :	<b>GF_102.6</b>	
DRAWN BY :	<b>DZ</b>	REV NO: <b>/</b>
CHECKED BY :	<b>SA</b>	



**DOOR SCHEDULE - GROUND FLOOR**  
SCALE 1:100 @A3

- NOTES:
1. This drawing is not to be scaled
  2. All dimensions are in Millimeter
  3. Any omission or discrepancy found shall be reported to the Architect or Engineer
  4. This drawing is to be read in conjunction with the relevant section of the specification and schedules
  5. Equipments shown in the server room are indicative and to be finalized by client IT and Security team.
  6. Technology shown in the layout is indicative and to be finalized by the client.


REVISION	DATE	DESCRIPTION
----------	------	-------------

CLIENT

**capital**  
bank

CONSULTANT

**I-AM**

G06, Building 6  
Dubai Media City,  
Dubai, UAE  
+971 4 558 7355  
dubai@i-amonline.com

All materials copyright to I-AM.  
Not to be reproduced or circulated without prior  
consent.  
Do not scale from the drawing.

**BUILD PLAN - DOOR  
SCHEDULE- GF**

PROJECT : **CAPITAL BANK - DABOUC  
BRANCH**

LOCATION :	JORDAN	
SCALE :	1:100 @ A3	
DATE :	08.05.2023	
JOB NO :	XXXXX	
DWG NO :	GF_102.7	
DRAWN BY :	DZ	REV NO:
CHECKED BY :	SA	/



- PLEASE REFER TO THE JOINERY DRAWINGS FOR LANDSCAPE ITEMS THAT ARE PART OF JOINERY UNITS
- PLEASE REFER TO THE ELEVATIONS AND SECTIONS FOR WALL GREEN MOSS DECORATIONS, AND LIGHT BOXES
- REFER DWG 106 FOR JOINERY CALL OUTS



1. This drawing is not to be scaled
2. All dimensions are in Millimeter
3. Any omission or discrepancy found shall be reported to be Architect or Engineer
4. This drawing is to be read in conjunction with the relevant section of the specification and schedules
5. Equipments shown in the server room are indicative and to be finalized by client IT and Security team.
6. Technology shown in the layout is indicative and to be finalized by the client.

The image shows the logo for Capital Bank. The word "capital" is in a large, bold, black sans-serif font, with "b a n k" in a smaller, spaced-out font below it. Below the logo, the word "CONSULTANT" is written in a bold, black, sans-serif font. To the left of the text is a yellow circle containing the stylized letters "I-AM" in black. To the right of the circle, the following text is listed: "G06, Building 6", "Dubai Media City,", "Dubai, UAE", "+971 4 558 7355", and "dubai@i-amonline.com". At the bottom, there is a disclaimer: "All materials copyright to I-AM. Not to be reproduced or circulated without prior consent. Do not scale from the drawing."

LOCATION :	JORDAN	
SCALE :	1:100 @ A3	
DATE :	17.04.2023	
JOB NO :	XXXXX	
DWG NO :	GF_103.1	
DRAWN BY :	DZ	REV NO:
CHECKED BY :	SA	A

- MEP CONSULTANT/CONTRACTOR TO ENSURE THEY FOLLOW ALL GUIDELINES AND REGULATIONS
- MEP CONSULTANT/CONTRACTOR TO CONSIDER ANY POWER REQUIRED FOR DOORS WITH ACCESS CONTROL
- MEP CONSULTANT/CONTRACTOR TO LIAISE WITH CLIENT FOR EXACT POWER & DATA REQUIREMENTS FOR SELF-SERVICE MACHINES, BOH ROOMS, IT ROOM ETC.
- MEP CONSULTANT/CONTRACTOR TO LIAISE WITH TECHNOLOGY VENDOR FOR EXACT POWER & DATA REQUIREMENTS FOR ALL SCREENS
- ALL POWER PROVISIONS TO BE CONCEALED
- REFER JOINERY DRAWING FOR MORE DETAILS



1. This drawing is not to be scaled
2. All dimensions are in Millimeter
3. Any omission or discrepancy found shall be reported to be Architect or Engineer
4. This drawing is to be read in conjunction with the relevant section of the specification and schedules
5. Equipments shown in the server room are indicative and to be finalized by client IT and Security team.
6. Technology shown in the layout is indicative and to be finalized by the client.

CLIENT

**capital**  
bank

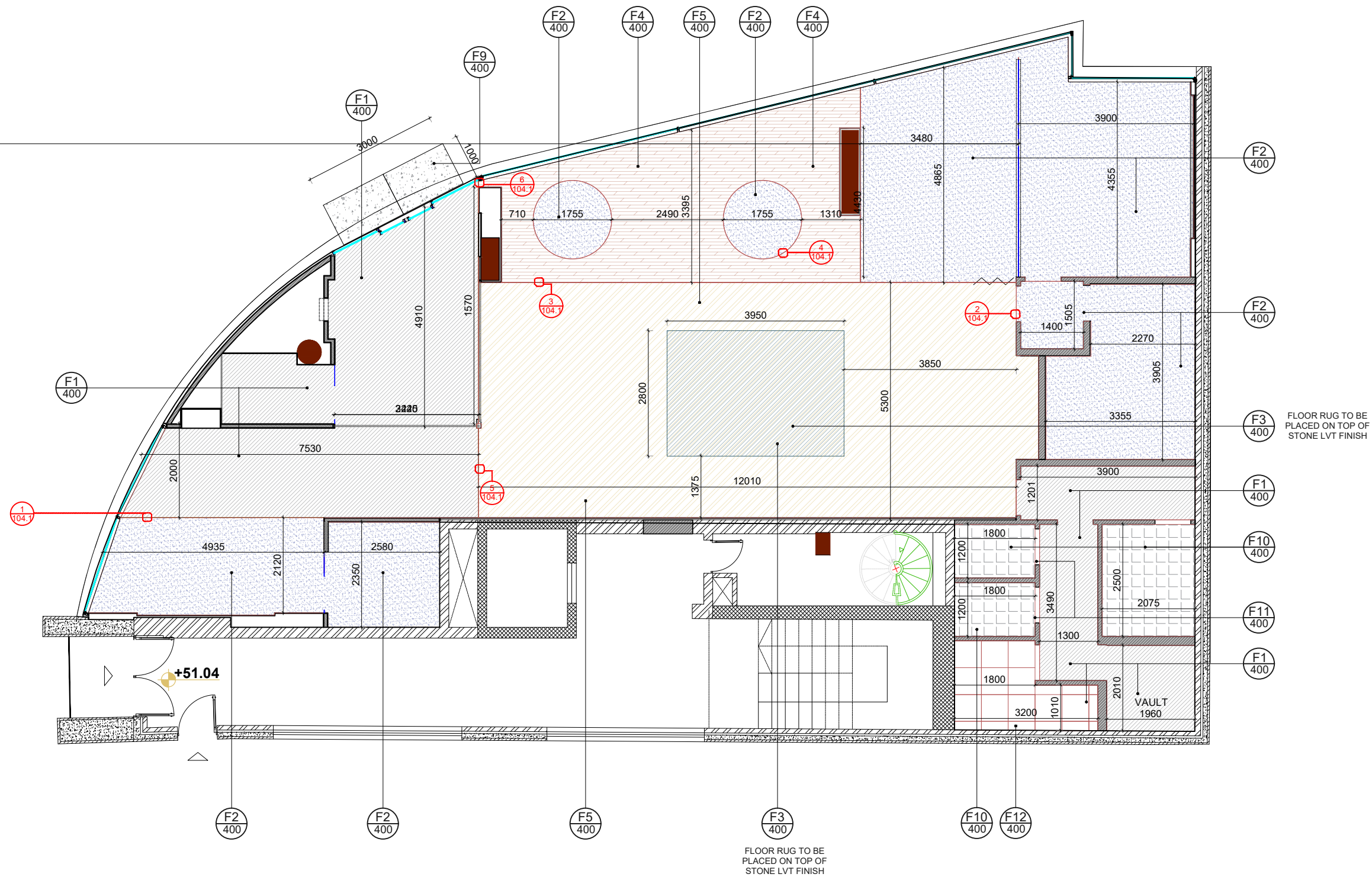
**I-AM**

G06, Building 6  
Dubai Media City,  
Dubai, UAE

+971 4 558 7355  
dubai@i-amonline.com

All materials copyright to I-AM.  
Not to be reproduced or circulated without prior  
consent.  
Do not scale from the drawing.

LOCATION :	<b>JORDAN</b>	
SCALE :	1:100 @ A3	
DATE :	08.05.2023	
JOB NO :	XXXXXX	
DWG NO :	GF_103.2	
DRAWN BY :	DZ	REV NO:
CHECKED BY :	SA	<b>A</b>



**FLOOR PLAN- GROUND FLOOR**  
SCALE 1:100 @A3

- NOTES:
1. This drawing is not to be scaled
  2. All dimensions are in Millimeter
  3. Any omission or discrepancy found shall be reported to the Architect or Engineer
  4. This drawing is to be read in conjunction with the relevant section of the specification and schedules
  5. Equipments shown in the server room are indicative and to be finalized by client IT and Security team.
  6. Technology shown in the layout is indicative and to be finalized by the client.

REVISION	DATE	DESCRIPTION

**CLIENT**

**capital bank**

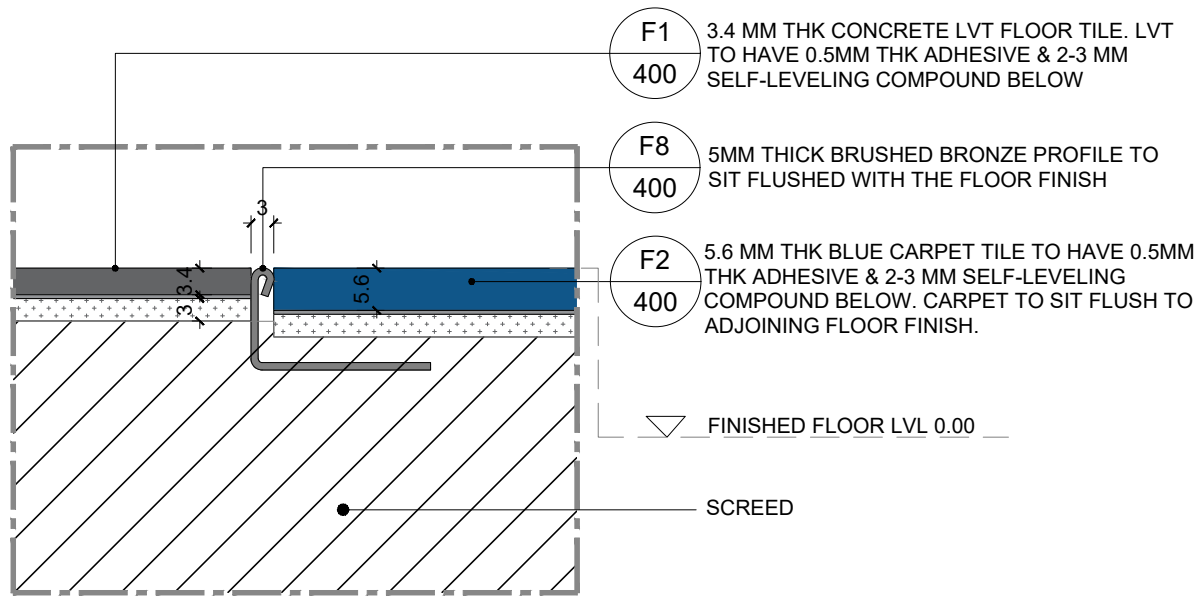
**CONSULTANT**

**I-AM**

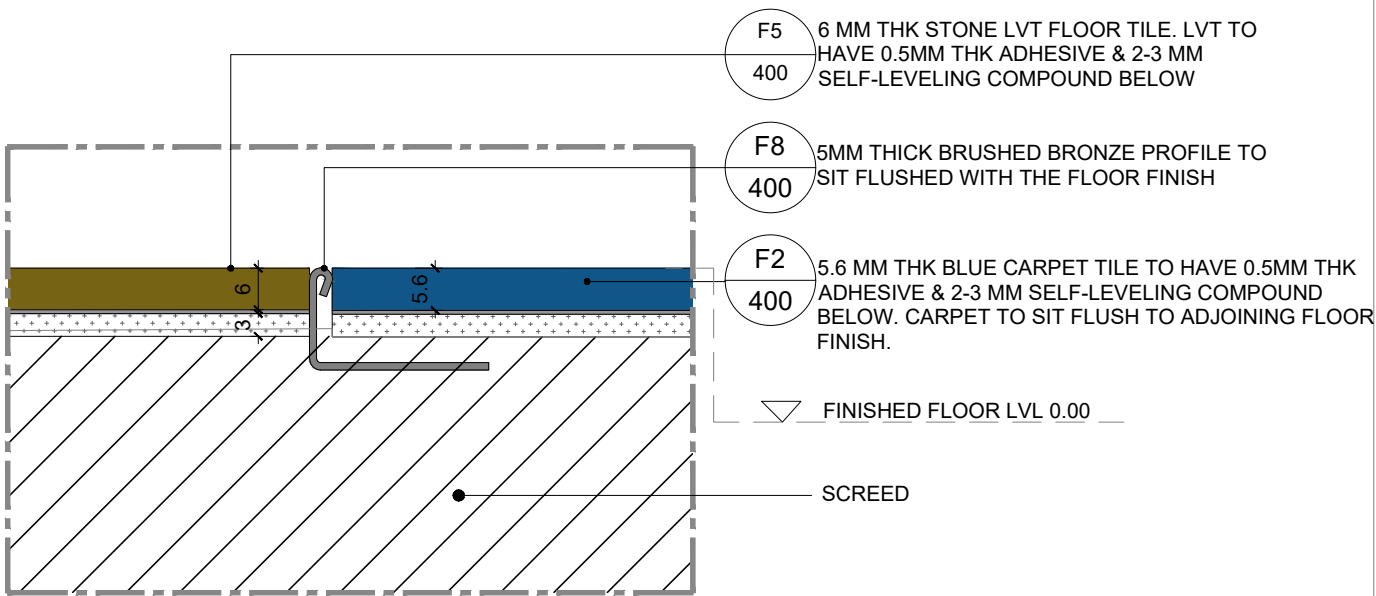
G06, Building 6  
Dubai Media City,  
Dubai, UAE  
+971 4 558 7355  
dubai@i-amonline.com

All materials copyright to I-AM.  
Not to be reproduced or circulated without prior consent.  
Do not scale from the drawing.

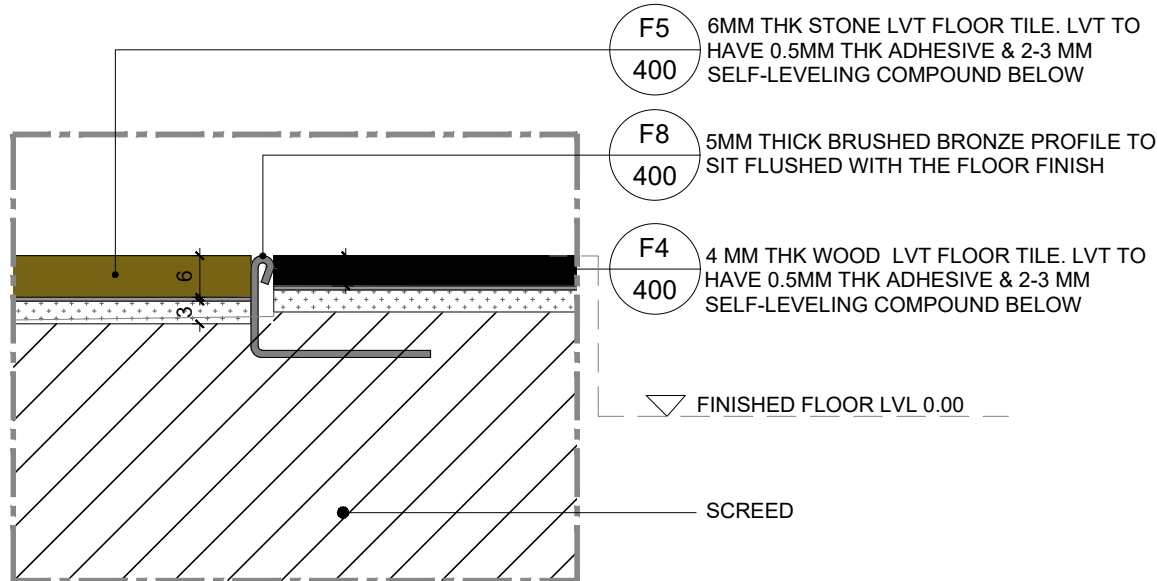
FLOOR PLAN - GF		
PROJECT : <b>CAPITAL BANK - DABOUQ BRANCH</b>		
LOCATION :	JORDAN	
SCALE :	1:100 @ A3	
DATE :	08.05.2023	
JOB NO :	XXXXXX	
DWG NO :	GF_104	
DRAWN BY :	DZ	REV NO:
CHECKED BY :	SA	/



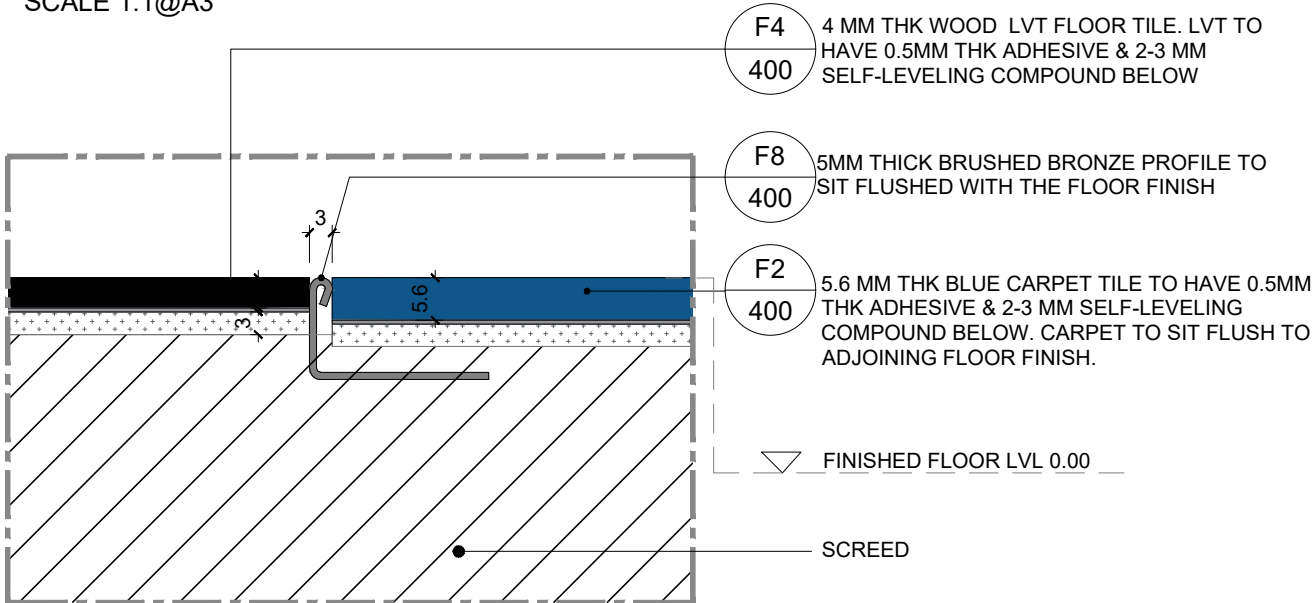
**DETAIL 1 - SHOWING JUNCTION BETWEEN CONCRETE LVT & BLUE CARPET TILE**  
SCALE 1:1@A3



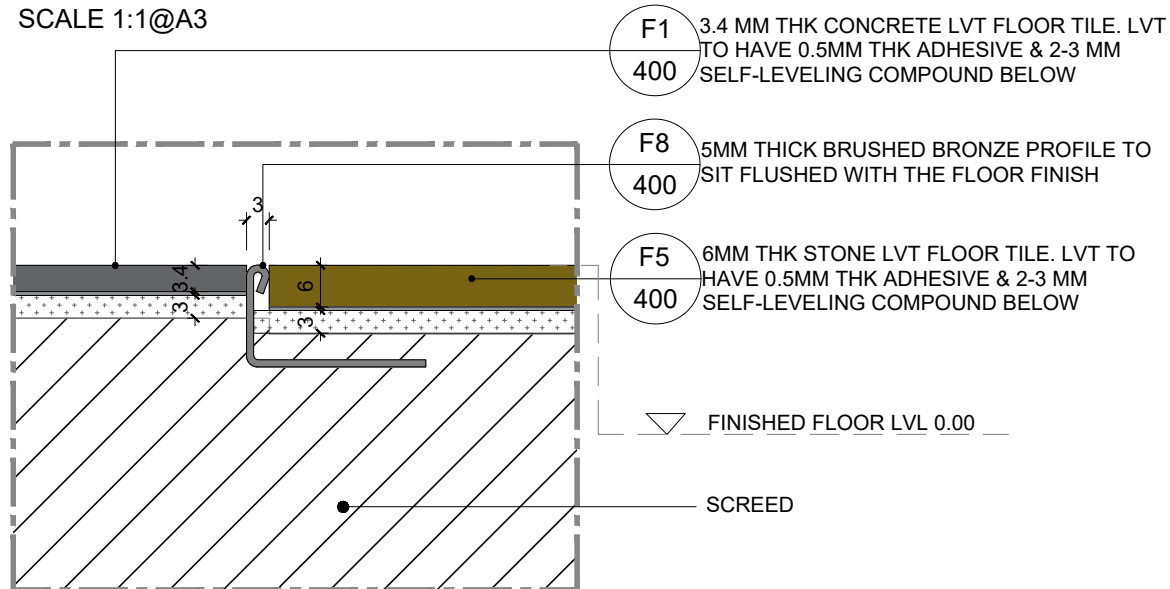
**DETAIL 2 - SHOWING JUNCTION BETWEEN STONE LVT & BLUE CARPET TILE**  
SCALE 1:1@A3



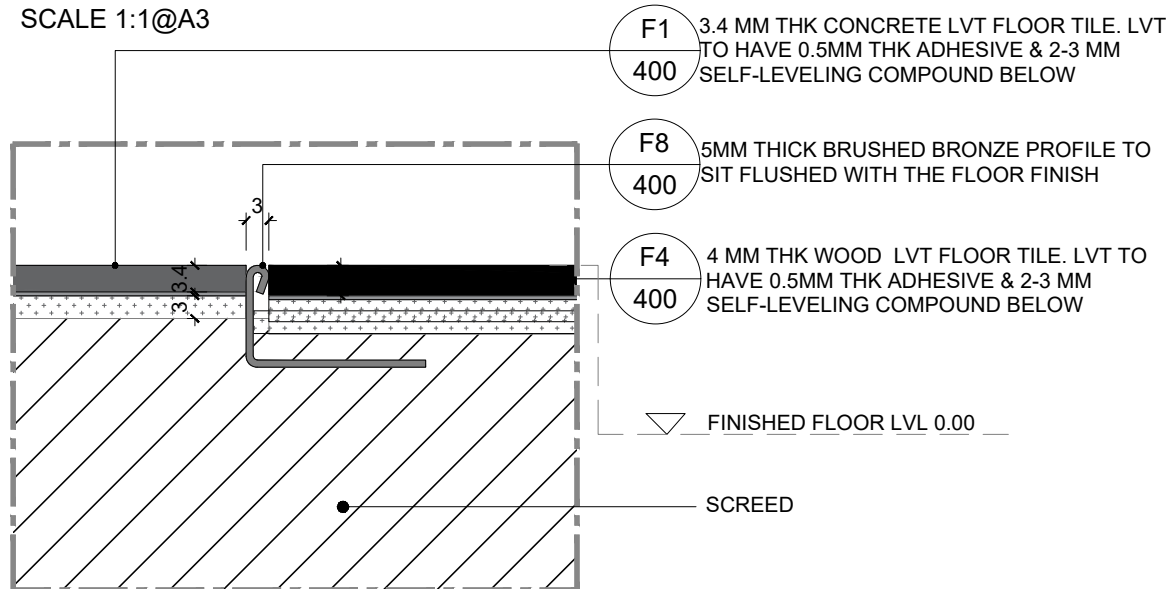
**DETAIL 3 - SHOWING JUNCTION BETWEEN STONE LVT & WOOD LVT FLOORING**  
SCALE 1:1@A3



**DETAIL 4 - SHOWING JUNCTION BETWEEN WOOD LVT & BLUE CARPET TILE**  
SCALE 1:1@A3



**DETAIL 5 - SHOWING JUNCTION BETWEEN CONCRETE LVT & STONE LVT**  
SCALE 1:1@A3



**DETAIL 6 - SHOWING JUNCTION BETWEEN CONCRETE LVT & WOOD LVT**  
SCALE 1:1@A3

**NOTES:**

1. This drawing is not to be scaled
2. All dimensions are in Millimeter
3. Any omission or discrepancy found shall be reported to the Architect or Engineer
4. This drawing is to be read in conjunction with the relevant section of the specification and schedules
5. Equipments shown in the server room are indicative and to be finalized by client IT and Security team.
6. Technology shown in the layout is indicative and to be finalized by the client.

REVISION	DATE	DESCRIPTION

**CLIENT**

**capital**  
bank

**CONSULTANT**

**I-AM**  
G06, Building 6  
Dubai Media City,  
Dubai, UAE  
+971 4 558 7355  
dubai@i-amonline.com  
All materials copyright to I-AM.  
Not to be reproduced or circulated without prior  
consent.  
Do not scale from the drawing.

**FLOORING DETAILS**

**PROJECT : CAPITAL BANK - DABOUC BRANCH**

LOCATION :	JORDAN	
SCALE :	1:1 @ A3	
DATE :	08.05.2023	
JOB NO :	XXXXX	
DWG NO :	104.1	
DRAWN BY :	DZ	REV NO:
CHECKED BY :	SA	/

- GYPSUM PARTITIONS BEHIND JOINERY UNITS TO BE FINISHED IN FENOMASTIC PAINT AS SHOWN IN THE DECORATION PLAN

CODE	TYPE
A2	BLUE TAMBOUR CLADDING
A3	CLEAR TOUGHENED GLASS
A7	BLUE BACK PAINTED GLASS
A10	WOOD VENEER
A17	GREY POWDER COATED
A20	BRONZE LAMINATE
A22	VINYL MANIFESTATION
A27	GREY FENOMASTIC PAINT
A29	CONCRETE EFECT PU PAINT
A34	EXTERIOR GLAZING SYSTEM
A36	PINK ACOUSTIC PANEL
A43	SOLID COLOR PRINTED VINYL
A49	SMART FROSTED GLASS
A50	BLUE FENOMASTIC PAINT
A51	60 X 60 PORCELAIN TILES



1. This drawing is not to be scaled
2. All dimensions are in Millimeter
3. Any omission or discrepancy found shall be reported to be Architect or Engineer
4. This drawing is to be read in conjunction with the relevant section of the specification and schedules
5. Equipments shown in the server room are indicative and to be finalized by client IT and Security team.
6. Technology shown in the layout is indicative and to be finalized by the client.

CLIENT

**capital**  
bank

---

CONSULTANT



G06, Building 6  
Dubai Media City,  
Dubai, UAE

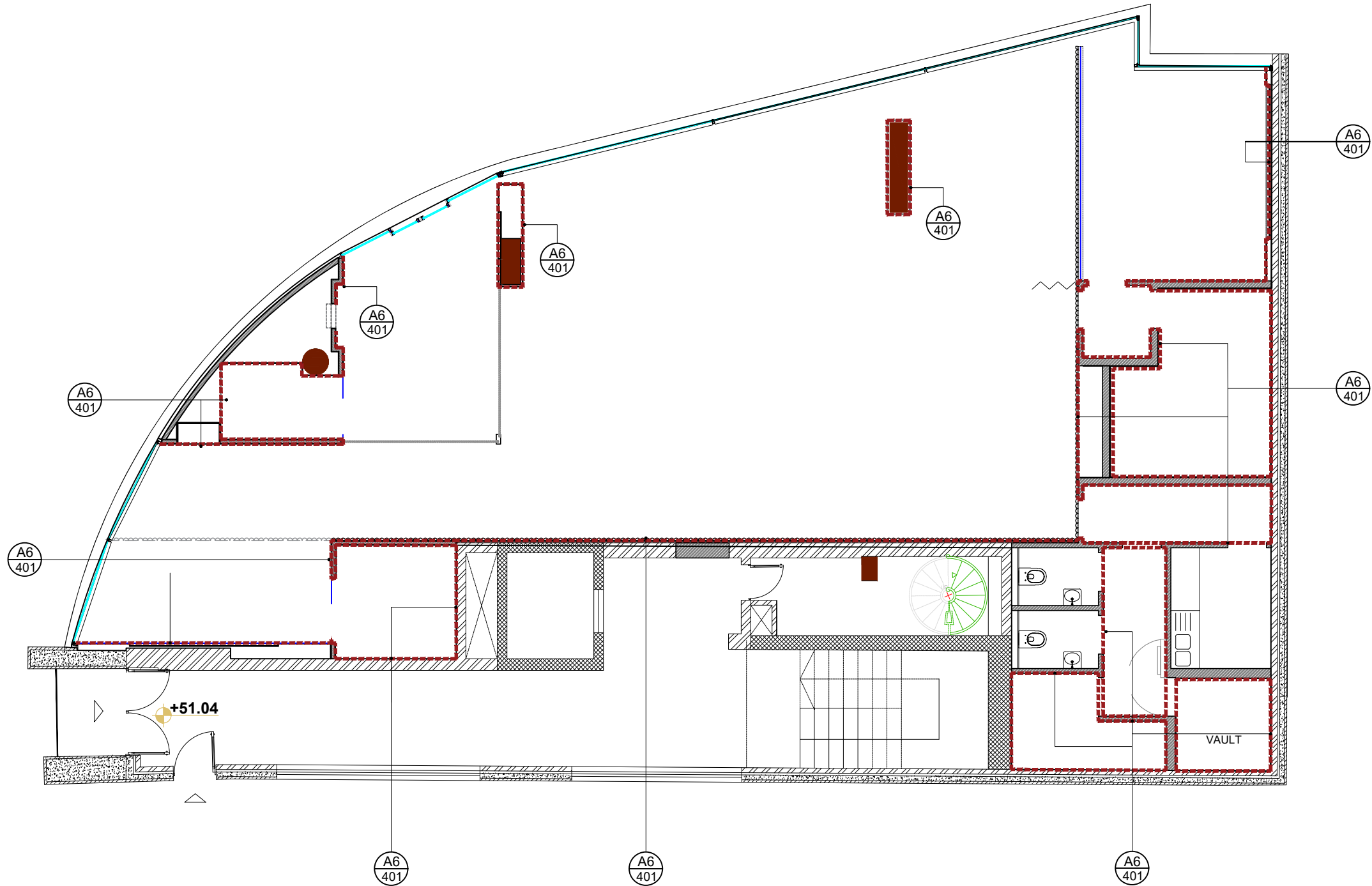
+971 4 558 7355  
[dubai@i-amonline.com](mailto:dubai@i-amonline.com)

All materials copyright to I-AM.  
Not to be reproduced or circulated without prior  
consent.  
Do not scale from the drawing.

PROJECT : <b>CAPITAL BANK - DABOUC BRANCH</b>		
LOCATION :	<b>JORDAN</b>	
SCALE :	1:100 @ A3	
DATE :	08.05.2023	
JOB NO :	XXXXXX	
DWG NO :	GF_105	
DRAWN BY :	DZ	REV NO:  <b>A</b>
CHECKED BY :	SA	

SURFACE FINISHES LEGEND:

CODE	TYPE
A6	GREY POWDER COATED METAL



DECORATION PLAN - SKIRTING - GROUND FLOOR  
SCALE 1:100 @A3

NOTES:

1. This drawing is not to be scaled
2. All dimensions are in Millimeter
3. Any omission or discrepancy found shall be reported to he Architect or Engineer
4. This drawing is to be read in conjunction with the relevant section of the specification and schedules
5. Equipments shown in the server room are indicative and to be finalized by client IT and Security team.
6. Technology shown in the layout is indicative and to be finalized by the client.

A	08.06.2023	ADDING CHEQUE DROPBOX AS PER CLIENT REQUIREMENTS
REVISION	DATE	DESCRIPTION

CLIENT

**capital**  
bank

CONSULTANT



G06, Building 6  
Dubai Media City,  
Dubai, UAE  
+971 4 558 7355  
dubai@i-amonline.com

All materials copyright to I-AM.  
Not to be reproduced or circulated without prior  
consent.  
Do not scale from the drawing.

DECORATION PLAN -  
SKIRTING - GF

PROJECT : **CAPITAL BANK - DABOUQ  
BRANCH**

LOCATION :	JORDAN	
SCALE :	1:100 @ A3	
DATE :	08.05.2023	
JOB NO :	XXXXX	
DWG NO :	GF_105.1	
DRAWN BY :	DZ	REV NO: A
CHECKED BY :	SA	

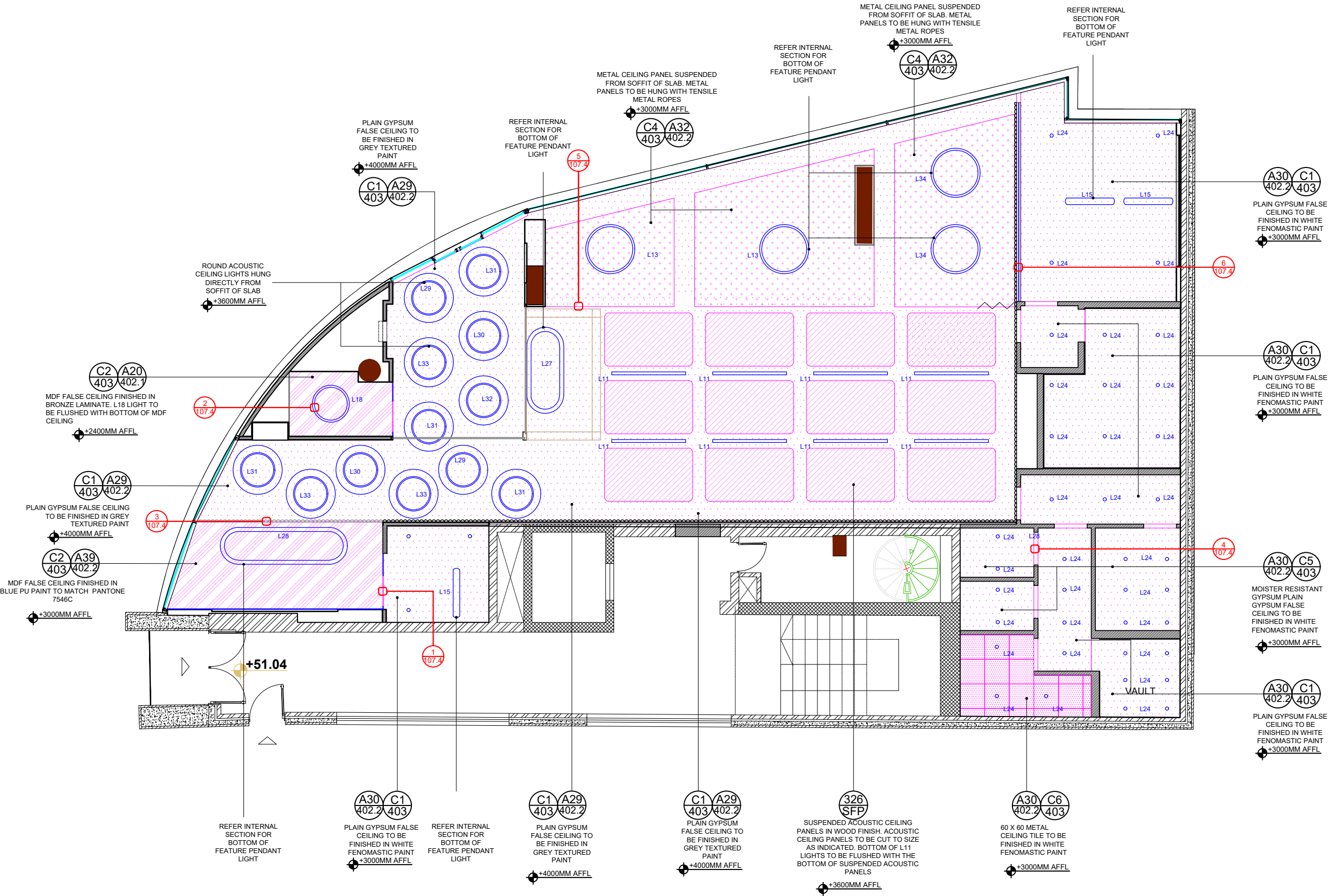
- CONTRACTOR TO VERIFY DIMENSIONS ON SITE PRIOR TO FABRICATION
- ALL HARDWARE TO BE HEAVY DUTY AND CONCEALED
- ALL HARDWARE TO BE BLUM
- ALL WIRING TO BE CONCEALED
- ALL FIXING TO BE CONCEALED



<b>JOINERY SET OUT PLAN - GF</b>		
<b>PROJECT : CAPITAL BANK - DABOUC BRANCH</b>		
<b>LOCATION :</b>	<b>JORDAN</b>	
<b>SCALE :</b>	<b>1:100 @ A3</b>	
<b>DATE :</b>	<b>08.05.2023</b>	
<b>JOB NO :</b>	<b>XXXXXX</b>	
<b>DWG NO :</b>	<b>GF_106</b>	
<b>DRAWN BY :</b>	<b>DZ</b>	<b>REV NO:</b>
<b>CHECKED BY :</b>	<b>SA</b>	<b>/</b>

- NOTES:
- REFER TO ELEVATIONS FOR BOTTOM OF PENDANT LIGHTS
  - FINAL FINISHED MDF CEILING TO NOT HAVE ANY VISIBLE SCREWS OR FIXINGS
  - MEP CONSULTANT/CONTRACTOR TO OBTAIN I-AM'S APPROVAL ON AC GRILL LOCATIONS IN FOH AREAS
  - MEP CONSULTANT/CONTRACTOR TO USE LINEAR GRILLS IN FOH AREAS. SQUARE GRILLS CAN ONLY BE USED IN BOH AREAS
  - REFER SECTIONS AND JOINERY DRAWINGS FOR SUSPENDED CEILING LIGHTS IN ADVANCE SEMI PRIVATE ROOMS AND ADVANCE BOOKABLE MEETING ROOMS

- NOTES:
- This drawing is not to be scaled
  - All dimensions are in Millimeter
  - Any omission or discrepancy found shall be reported to the Architect or Engineer
  - This drawing is to be read in conjunction with the relevant section of the specification and schedules
  - Equipments shown in the server room are indicative and to be finalized by client IT and Security team.
  - Technology shown in the layout is indicative and to be finalized by the client.



RCP - COORDINATED - GROUND FLOOR  
SCALE 1:100 @A3

REVISION	DATE	DESCRIPTION

CLIENT

capital bank

CONSULTANT

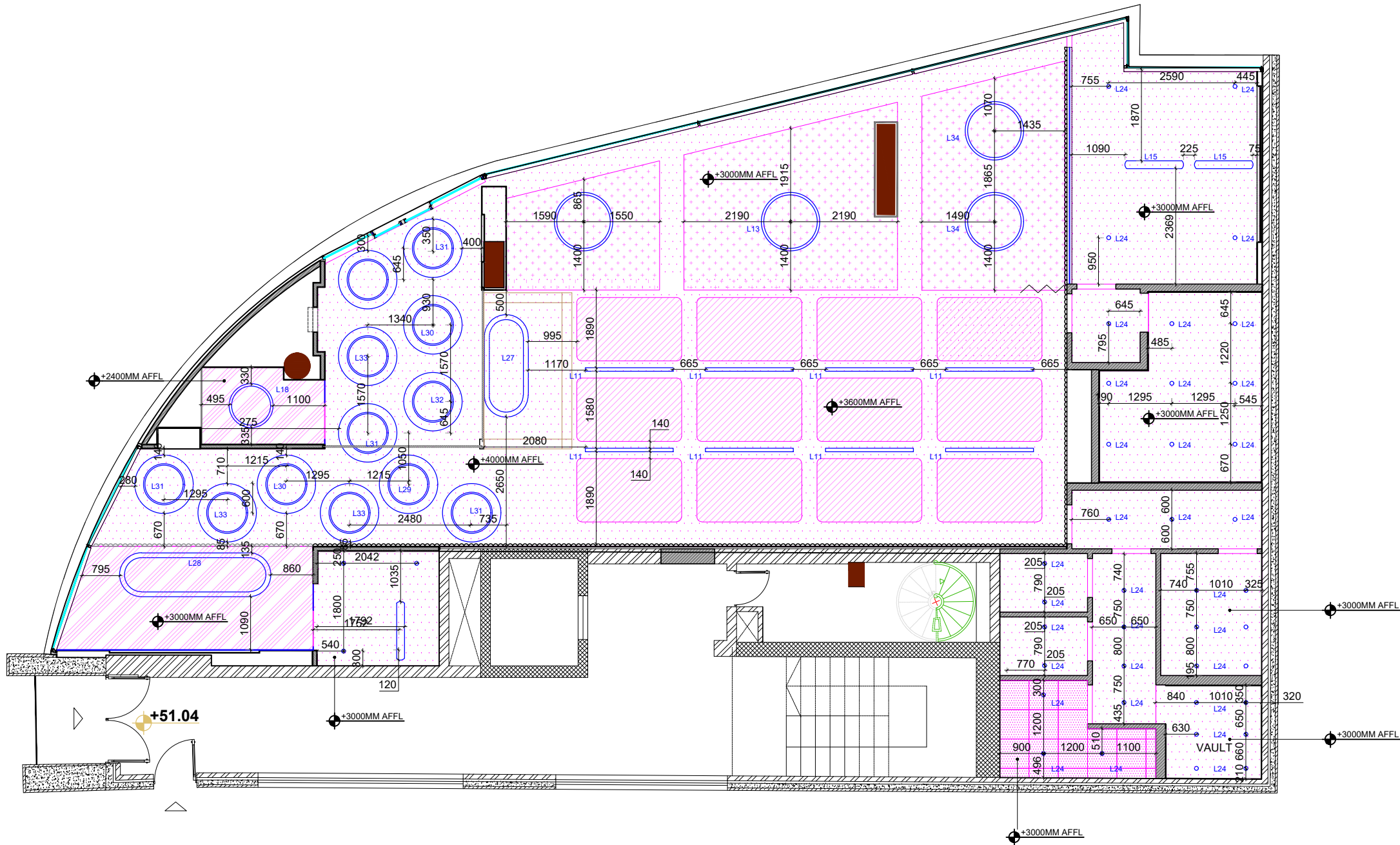


G06, Building 6  
Dubai Media City,  
Dubai, UAE  
+971 4 558 7355  
dubai@i-amonline.com

All materials copyright to I-AM.  
Not to be reproduced or circulated without prior  
consent.  
Do not scale from the drawing.

RCP - COORDINATED - GF		
PROJECT : CAPITAL BANK - DABOUQ BRANCH		
LOCATION :	JORDAN	
SCALE :	1:100 @ A3	
DATE :	17.04.2023	
JOB NO :	XXXXX	
DWG NO :	GF_107	
DRAWN BY :	DZ	REV NO:
CHECKED BY :	SA	/

- NOTES:
- REFER TO ELEVATIONS FOR BOTTOM OF PENDANT LIGHTS
  - FINAL FINISHED MDF CEILING TO NOT HAVE ANY VISIBLE SCREWS OR FIXINGS
  - MEP CONSULTANT/CONTRACTOR TO OBTAIN I-AM'S APPROVAL ON AC GRILL LOCATIONS IN FOH AREAS
  - MEP CONSULTANT/CONTRACTOR TO USE LINEAR GRILLS IN FOH AREAS. SQUARE GRILLS CAN ONLY BE USED IN BOH AREAS
  - REFER SECTIONS AND JOINERY DRAWINGS FOR SUSPENDED CEILING LIGHTS IN ADVANCE SEMI PRIVATE ROOMS AND ADVANCE BOOKABLE MEETING ROOMS



- NOTES:
- This drawing is not to be scaled
  - All dimensions are in Millimeter
  - Any omission or discrepancy found shall be reported to the Architect or Engineer
  - This drawing is to be read in conjunction with the relevant section of the specification and schedules
  - Equipments shown in the server room are indicative and to be finalized by client IT and Security team.
  - Technology shown in the layout is indicative and to be finalized by the client.

REVISION	DATE	DESCRIPTION

CLIENT

**capital**  
bank

CONSULTANT

**I-AM**

G06, Building 6  
Dubai Media City,  
Dubai, UAE  
+971 4 558 7355  
dubai@i-amonline.com

All materials copyright to I-AM.  
Not to be reproduced or circulated without prior  
consent.  
Do not scale from the drawing.

RCP COORDINATED - LIGHTING  
DIMENSIONS- GF

PROJECT : CAPITAL BANK - DABOUQ  
BRANCH

LOCATION :	JORDAN	
SCALE :	1:100 @ A3	
DATE :	08.05.2023	
JOB NO :	XXXXXX	
DWG NO :	GF_107.1	
DRAWN BY :	DZ	REV NO:
CHECKED BY :	SA	/

RCP COORDINATED - LIGHTING DIMENSIONS - GROUND FLOOR

SCALE 1:100 @A3

- ## NOTES:
1. This drawing is not to be scaled
  2. All dimensions are in Millimeter
  3. Any omission or discrepancy found shall be reported to the Architect or Engineer
  4. This drawing is to be read in conjunction with the relevant section of the specification and schedules
  5. Equipments shown in the server room are indicative and to be finalized by client IT and Security team.
  6. Technology shown in the layout is indicative and to be finalized by the client.



**CLIENT**

**capital**  
b a n k

---

**CONSULTANT**

 G06, Building 6  
Dubai Media City,  
Dubai, UAE

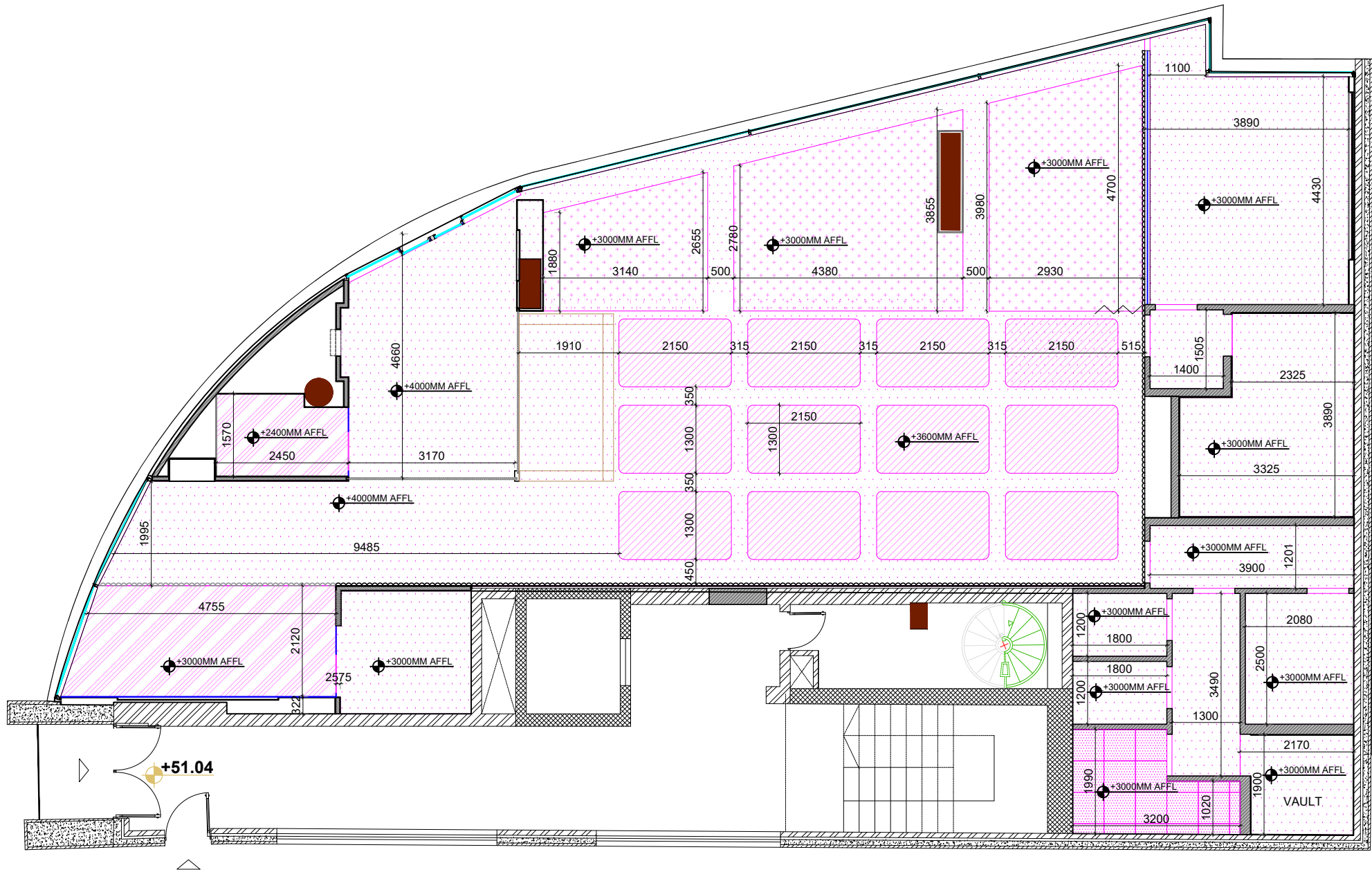
+971 4 558 7355  
dubai@i-amonline.com

All materials copyright to I-AM.  
Not to be reproduced or circulated without prior  
consent.  
Do not scale from the drawing.

PROJECT :	CAPITAL BANK - DABOUCHE
	BRANCH

LOCATION :	<b>JORDAN</b>	
SCALE :	1:100 @ A3	
DATE :	08.05.2023	
JOB NO :	XXXXX	
DWG NO :	GF_107.2	
DRAWN BY :	DZ	REV NO
CHECKED BY :	SA	/

- NOTES:
- REFER TO ELEVATIONS FOR BOTTOM OF PENDANT LIGHTS
  - FINAL FINISHED MDF CEILING TO NOT HAVE ANY VISIBLE SCREWS OR FIXINGS
  - MEP CONSULTANT/CONTRACTOR TO OBTAIN I-AM'S APPROVAL ON AC GRILL LOCATIONS IN FOH AREAS
  - MEP CONSULTANT/CONTRACTOR TO USE LINEAR GRILLS IN FOH AREAS. SQUARE GRILLS CAN ONLY BE USED IN BOH AREAS
  - REFER SECTIONS AND JOINERY DRAWINGS FOR SUSPENDED CEILING LIGHTS IN ADVANCE SEMI PRIVATE ROOMS AND ADVANCE BOOKABLE MEETING ROOMS



RCP COORDINATED - LIGHTING DIMENSIONS - GROUND FLOOR  
SCALE 1:100 @A3

- NOTES:
- This drawing is not to be scaled
  - All dimensions are in Millimeter
  - Any omission or discrepancy found shall be reported to the Architect or Engineer
  - This drawing is to be read in conjunction with the relevant section of the specification and schedules
  - Equipments shown in the server room are indicative and to be finalized by client IT and Security team.
  - Technology shown in the layout is indicative and to be finalized by the client.


REVISION	DATE	DESCRIPTION
----------	------	-------------

CLIENT

**capital**  
bank

CONSULTANT

**I-AM**

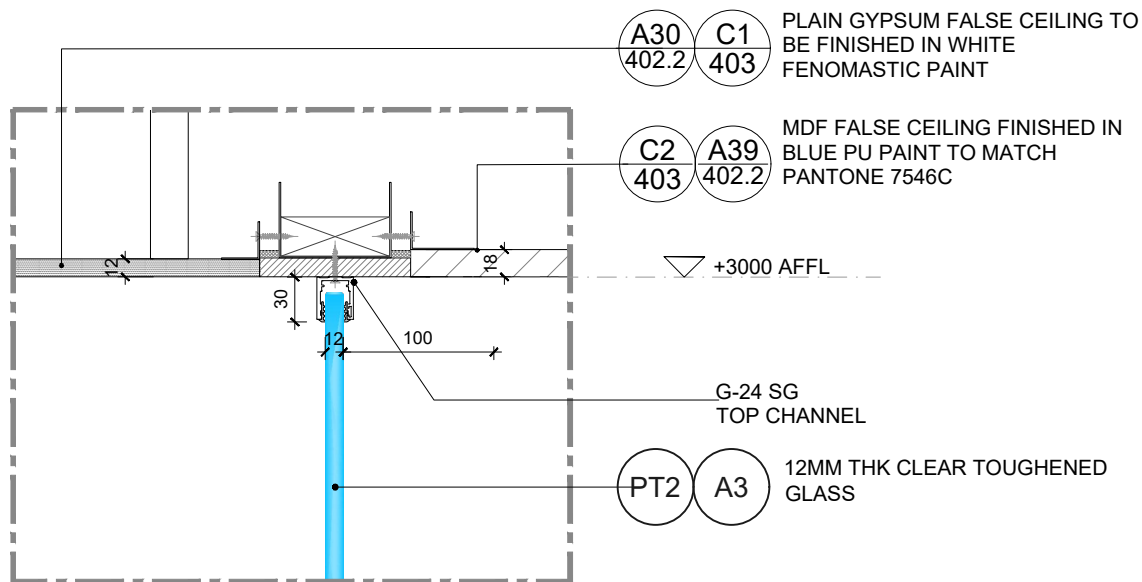
G06, Building 6  
Dubai Media City,  
Dubai, UAE  
+971 4 558 7355  
dubai@i-amonline.com

All materials copyright to I-AM.  
Not to be reproduced or circulated without prior  
consent.  
Do not scale from the drawing.

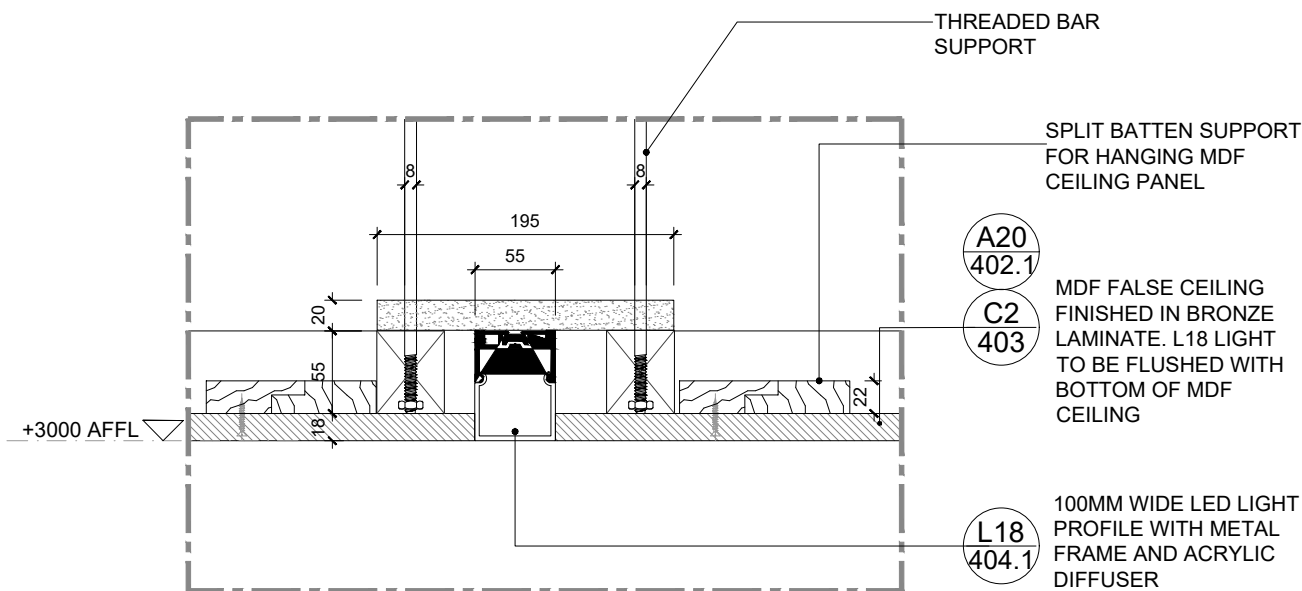
RCP COORDINATED -FINISHES-  
GF

PROJECT : CAPITAL BANK - DABOUQ  
BRANCH

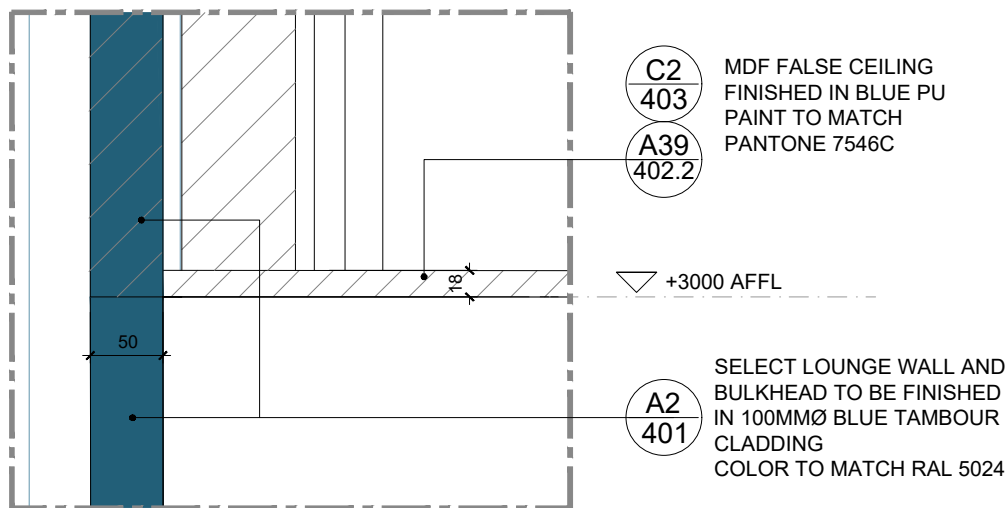
LOCATION :	JORDAN	
SCALE :	1:100 @ A3	
DATE :	08.05.2023	
JOB NO :	XXXXXX	
DWG NO :	GF_107.3	
DRAWN BY :	DZ	REV NO
CHECKED BY :	SA	/



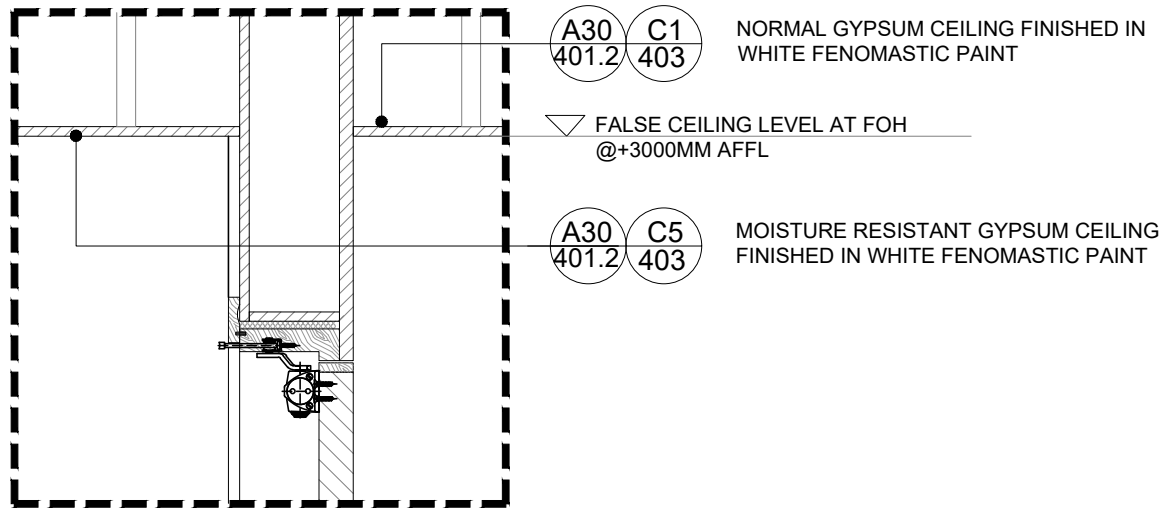
**DETAIL-1**  
SCALE 1:5@A3



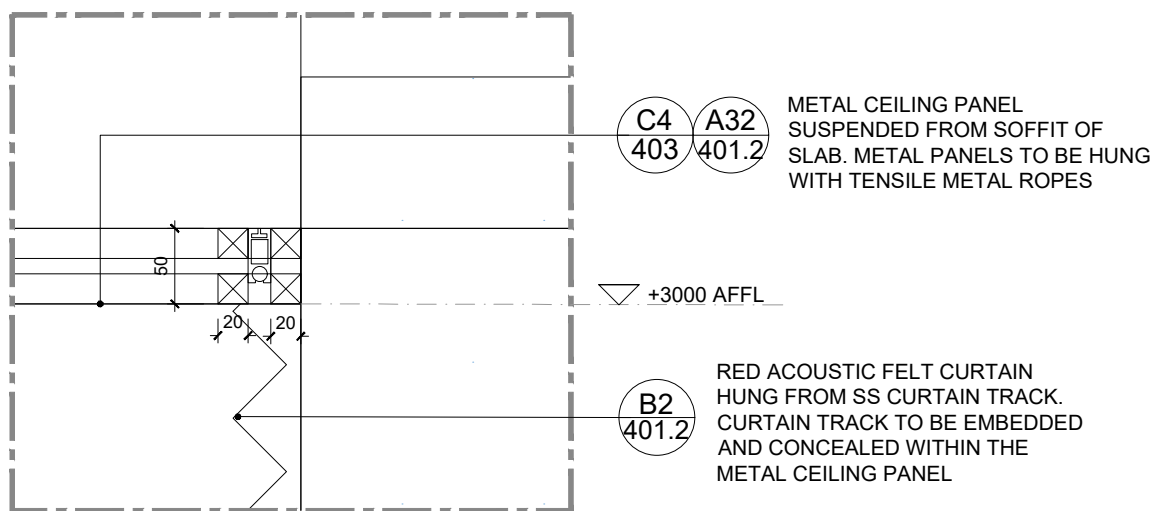
**DETAIL-2**  
SCALE 1:5@A3



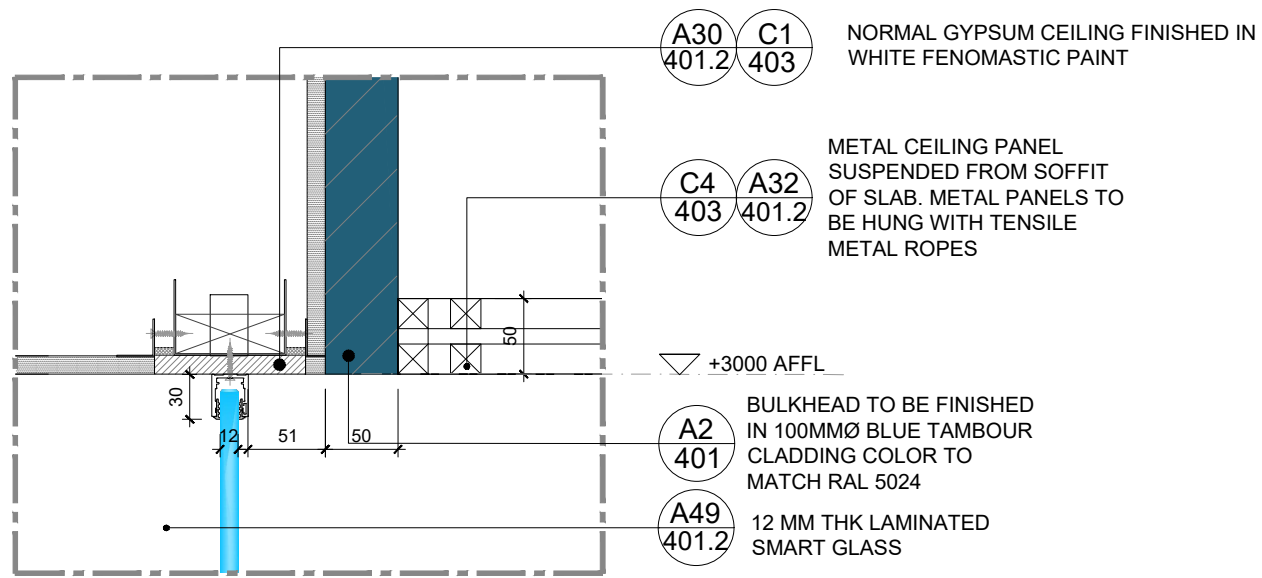
**DETAIL-3**  
SCALE 1:5@A3



**DETAIL-4**  
SCALE 1:10



**DETAIL-5**  
SCALE 1:5@A3



**DETAIL-6**  
SCALE 1:5@A3

**NOTES:**

1. This drawing is not to be scaled
2. All dimensions are in Millimeter
3. Any omission or discrepancy found shall be reported to the Architect or Engineer
4. This drawing is to be read in conjunction with the relevant section of the specification and schedules
5. Equipments shown in the server room are indicative and to be finalized by client IT and Security team.
6. Technology shown in the layout is indicative and to be finalized by the client.

REVISION	DATE	DESCRIPTION

**CLIENT**

**capital**  
bank

**CONSULTANT**

**I-AM**

G06, Building 6  
Dubai Media City,  
Dubai, UAE  
+971 4 558 7355  
dubai@i-amonline.com

All materials copyright to I-AM.  
Not to be reproduced or circulated without prior consent.  
Do not scale from the drawing.

**RCP CEILING DETAILS**

PROJECT : **CAPITAL BANK - DABOUC BRANCH**

LOCATION : **JORDAN**

SCALE : **1:5 @ A3**

DATE : **08.05.2023**

JOB NO : **XXXXX**

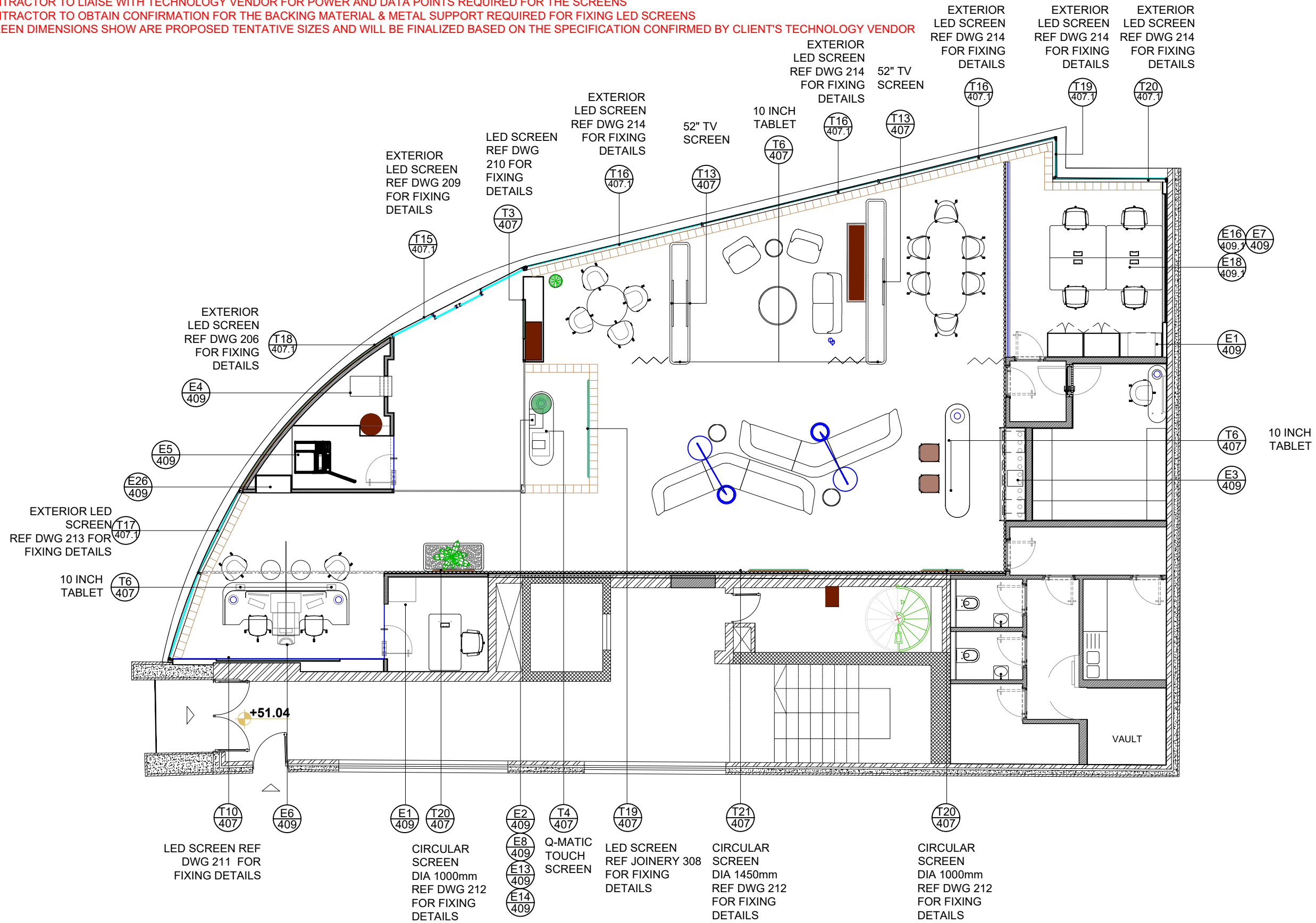
DWG NO : **107.4**

DRAWN BY : **DZ** REV NO:

CHECKED BY : **SA** /

NOTES:

- CONTRACTOR TO OBTAIN CONFIRMATION REGARDING ALL EQUIPMENT AND TECHNOLOGY ITEMS FROM CLIENT PRIOR TO PROCEEDING ON SITE
- CONTRACTOR TO LIAISE WITH CLIENT FOR ALL EQUIPMENT DIMENSIONS AND ENSURE FIXING/ PLACEMENT OF THE SAME WITHOUT ANY CHANGES TO THE LAYOUT
- ANY CHANGES TO THE LAYOUT DUE TO EQUIPMENT OR TECHNOLOGY DIMENSIONS SHOULD BE COMMUNICATED TO I-AM IMMEDIATELY
- CONTRACTOR TO LIAISE WITH CLIENT'S TECHNOLOGY VENDOR FOR EXACT SCREEN AND SCREEN NICHE SIZE
- CONTRACTOR TO OBTAIN CONFIRMATION FOR THE VENTILATION SPACE REQUIRED AROUND ALL TECHNOLOGY SCREENS
- CONTRACTOR TO LIAISE WITH TECHNOLOGY VENDOR FOR POWER AND DATA POINTS REQUIRED FOR THE SCREENS
- CONTRACTOR TO OBTAIN CONFIRMATION FOR THE BACKING MATERIAL & METAL SUPPORT REQUIRED FOR FIXING LED SCREENS
- SCREEN DIMENSIONS SHOW ARE PROPOSED TENTATIVE SIZES AND WILL BE FINALIZED BASED ON THE SPECIFICATION CONFIRMED BY CLIENT'S TECHNOLOGY VENDOR



## TECHNOLOGY LAYOUT - GROUND FLOOR

SCALE 1:100 @A3

NOTES:

1. This drawing is not to be scaled
2. All dimensions are in Millimeter
3. Any omission or discrepancy found shall be reported to be Architect or Engineer
4. This drawing is to be read in conjunction with the relevant section of the specification and schedules
5. Equipments shown in the server room are indicative and to be finalized by client IT and Security team.
6. Technology shown in the layout is indicative and to be finalized by the client.

A	08.06.2023	ADDING CHEQUE DROPBOX AS PER CLIENT REQUIREMENTS
REVISION	DATE	DESCRIPTION

**CLIENT**

**capital**  
bank

## CONSULTANT



G06, Building 6  
Dubai Media City,  
Dubai, UAE  
+971 4 558 7355  
dubai@i-amonline.com

All materials copyright to i-AM.  
Not to be reproduced or circulated without prior  
consent.  
Do not scale from the drawing.



## TECHNOLOGY LAYOUT - GF

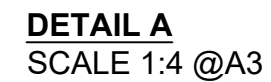
PROJECT :	CAPITAL BANK - DABOUQ BRANCH
-----------	---------------------------------

LOCATION :	JORDAN	
SCALE :	1:100 @ A3	
DATE :	08.05.2023	
JOB NO :	XXXXX	
DWG NO :	GF_108	
DRAWN BY :	DZ	REV NO:  A
CHECKED BY :	SA	

# DOORS

<div>DR1</div> <div>DOUBLE GLASS SLIDING DOOR</div> <div>W: 1400X H:2400</div>	<div>1400 MM WIDE DOUBLE GLASS SLIDING DOOR. DOOR PANELS TO BE MADE OF TWO LAYERS OF 6MM THK CLEAR TEMPERED GLASS WITH 8 MM GAP IN BEWEEN. GLASS DOORS PANELS TO HAVE 35 MM THK FRAME POWDER COATED TO MATCH RAL 7015. 100 MM HIGH HOLUX X4 AUTOMATIC SLIDING DOOR OPERATOR TO BE PLACED ABOVE THE SLIDING GLASS DOOR PANELS. DOOR OPERATOR TO BE COVERED IN FRAME MADE OF GREY POWDER COATED METAL TO MATCH RAL 7015.</div>
<div>DR2A</div> <div>SOLID/WOODEN SWING DOOR</div> <div>W: 800 X H:2400</div>	<div>SINGLE LEAF SWING WOODEN DOOR TO BE FABRICATED FROM MDF. DOOR TO BE FINISHED IN PU PAINT TO MATCH RAL 7047 (A28) ON BOTH SIDES. DOOR FRAME TO BE OF SOLID WOOD AND FINISHED IN PU PAINT (A28) ON BOTH SIDES . ARCHITRAVE ON THE REAR MADE OF SOLID WOOD &amp; FINISHED IN PU PAINT TO MATCH RAL 7047 (A28). DOOR LEAF TO HAVE 60MM HIGH METAL SKIRTING POWDER COATED TO GREY TO MATCH RAL 7015 (A6) ON BOTH SIDES. DOOR LEAF TO BE MOUNTED USING CONCEALED HEAVY DUTY HINGES. DOOR TO HAVE DORMA HANDLE ON BOTH SIDES. DOOR TO HAVE CONCEALED DORMA DOOR CLOSER. DOOR TO HAVE DOOR LOCK AS PER CBJ REQUIREMENTS. DOOR TO HAVE 2MM UNDER CUT AFFL. DOOR HANDLE, HINGES &amp; ACCESSORIES TO BE DORMA OR APPROVED EQUIVALENT</div> <div>*FABRICATOR/CONTRACTOR TO FOLLOW ORIENTATION OF DOORS AS SHOWN ON GA</div>
<div>DR2B</div> <div>SOLID/WOODEN SWING DOOR</div> <div>W: 800 X H:2400</div>	<div>SINGLE LEAF SWING WOODEN DOOR TO BE FABRICATED FROM MDF. DOOR TO BE FINISHED IN PU PAINT TO MATCH RAL 7047 (A28) ON BOTH SIDES. DOOR FRAME TO BE OF SOLID WOOD AND FINISHED IN PU PAINT (A28) ON BOTH SIDES . ARCHITRAVE ON THE REAR MADE OF SOLID WOOD &amp; FINISHED IN PU PAINT TO MATCH RAL 7047 (A28). DOOR LEAF TO HAVE 60MM HIGH METAL SKIRTING POWDER COATED TO GREY TO MATCH RAL 7015 (A6) ON BOTH SIDES. DOOR LEAF TO BE MOUNTED USING CONCEALED HEAVY DUTY HINGES. DOOR TO HAVE DORMA HANDLE ON BOTH SIDES. DOOR TO HAVE A POWER COATED METAL PUSH PLATE ON THE FRONT (A17) AND DORMA HANDLE ON THE REAR SIDE . DOOR TO HAVE DOOR LOCK AS PER CBJ REQUIREMENTS. DOOR TO HAVE 2MM UNDER CUT AFFL. DOOR HANDLE, HINGES &amp; ACCESSORIES TO BE DORMA OR APPROVED EQUIVALENT</div> <div>*FABRICATOR/CONTRACTOR TO FOLLOW ORIENTATION OF DOORS AS SHOWN ON GA</div>
<div>DR3A</div> <div>GLASS SWING DOOR</div> <div>W: 750 X H:2400</div>	<div>SINGLE LEAF GLASS DOOR MADE OF 12 MM THK CLEAR TEMPERED GLASS (A3). GLASS DOOR TO HAVE PRINTED VINYL (A21) APPLIED ON IT. GLASS DOOR MOUNTED ON MUNDUS PATCH FITTINGS FROM DORMA. THE DOOR TO BE MOUNTED ON FLOOR SPRING BTS75V WITH HOLD OPEN FEATURE. THE GLASS DOOR TO HAVE METAL HANDLES. DOOR TO HAVE MUNDUS PATCH LOCK FITTINGS FROM DORMA AT THE BOTTOM. GLASS DOOR TO HAVE DOOR PATCH FITTINGS, HINGES &amp; ACCESSORIES TO BE DORMA OR APPROVED EQUIVALENT</div>
<div>DR3B</div> <div>GLASS SWING DOOR</div> <div>W: 750 X H:2400</div>	<div>SINGLE LEAF GLASS DOOR MADE OF 12 MM THK CLEAR TEMPERED GLASS (A3). GLASS DOOR TO HAVE PRINTED VINYL (A21) APPLIED ON IT. GLASS DOOR MOUNTED ON MUNDUS PATCH FITTINGS FROM DORMA. THE DOOR TO BE MOUNTED ON FLOOR SPRING BTS75V WITH HOLD OPEN FEATURE. THE GLASS DOOR TO HAVE METAL HANDLES. DOOR TO HAVE MUNDUS PATCH LOCK FITTINGS FROM DORMA AT THE BOTTOM. GLASS DOOR TO HAVE DOOR PATCH FITTINGS, HINGES &amp; ACCESSORIES TO BE DORMA OR APPROVED EQUIVALENT</div>
<div>DR4</div> <div>METAL SWING DOOR</div> <div>W: 800 X H:2400</div>	<div>44MM THK ARMORED HOLLOW CORE SINGLE LEAF SWING METAL DOOR. DOOR LEAF TO BE FINISHED IN GREY POWDER COATED METAL TO MATCH RAL 7047 ON BOTH SIDES. DOOR FRAME TO BE OF STEEL AND BE FINISHED IN WHITE TO MATCH RAL 9003 ON BOTH SIDES. DOOR LEAF TO BE MOUNTED USING CONCEALED HEAVY DUTTY HINGES. DOOR TO HAVE DORMA DOOR HANDLE ON BOTH SIDES. DOOR TO HAVE CONCEALED DORMA DOOR CLOSER. DOOR TO HAVE DOOR LOCK AS PER BSF'S REQUIREMENTS. DOOR HANDLE, HINGES &amp; ACCESSORIES TO BE DORMA OR APPROVED EQUIVALENT.</div> <div>*FABRICATOR/CONTRACTOR TO FOLLOW ORIENTATION OF DOORS AS SHOWN ON GA</div>

<b>NOTES:</b>  1. This drawing is not to be scaled 2. All dimensions are in Millimeter 3. Any omission or discrepancy found shall be reported to the Architect or Engineer 4. This drawing is to be read in conjunction with the relevant section of the specification and schedules 5. Equipments shown in the server room are indicative and to be finalized by client IT and Security team. 6. Technology shown in the layout is indicative and to be finalized by the client.		
REVISION	DATE	DESCRIPTION
<b>CLIENT</b>  <div style="text-align: center;">  </div>		
<b>CONSULTANT</b>  <div style="display: flex; align-items: center;">  <div> <p>G06, Building 6 Dubai Media City, Dubai, UAE</p> <p>+971 4 558 7355</p> <p>dubai@i-amonline.com</p> <p><small>All materials copyright to i-AM. Not to be reproduced or circulated without prior consent. Do not scale from the drawing.</small></p> </div> </div>		
<b>DOOR SCHEDULE - DOORS</b>		
<b>DESCRIPTION</b>		
<b>PROJECT : CAPITAL BANK - DABOUCH BRANCH</b>		
LOCATION :	JORDAN	
SCALE :	N/A @ A3	
DATE :	08.05.2023	
JOB NO :	XXXXXX	
DWG NO :	109	
DRAWN BY :	DZ	REV NO:
CHECKED BY :	SA	/



1. This drawing is not to be scaled
2. All dimensions are in Millimeter
3. Any omission or discrepancy found shall be reported to the Architect or Engineer
4. This drawing is to be read in conjunction with the relevant section of the specification and schedules
5. Equipments shown in the server room are indicative and to be finalized by client IT and Security team.
6. Technology shown in the layout is indicative and to be finalized by the client.



- CONTRACTOR TO FOLLOW DOOR ORIENTATION AS INDICATED IN GA
- CONTRACTOR TO VERIFY ALL DIMENSIONS ON SITE
- CONTRACTOR'S PRICE TO INCLUDE ALL REQUIRED ACCESSORIES & HARDWARE (HINGES, DOOR CLOSER, LOCKS, FLOOR SPRINGS, DOOR STOPPERS, ETC.)
- CONTRACTOR TO OBTAIN CBJ'S APPROVAL ON DOOR LOCK SPECIFICATIONS AND LOCATION

**SECTION B**  
SCALE 1:15 @A3

REVISION	DATE	DESCRIPTION

**capital**  
bank



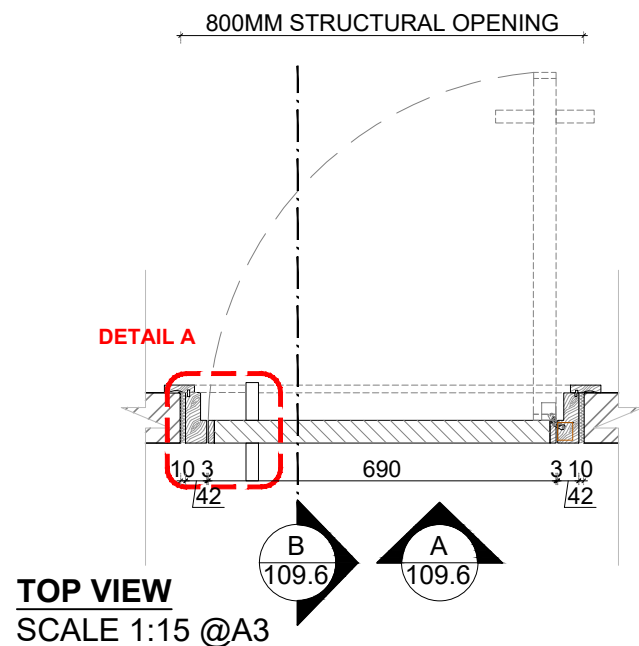
G06, Building 6  
Dubai Media City,  
Dubai, UAE  
+971 4 558 7355  
dubai@i-amonline.com

All materials copyright to I-AM.  
Not to be reproduced or circulated without prior  
consent.  
Do not scale from the drawing.

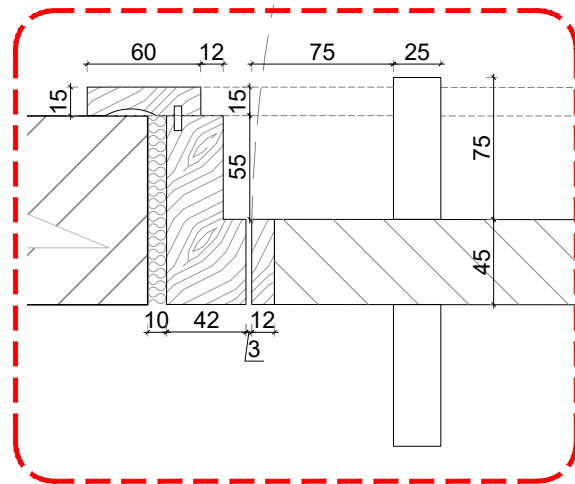
**DR1 - 2400 MM EXTERIOR  
DOUBLE GLASS SLIDING DOOR**

PROJECT :	CAPITAL BANK - DABOUQ BRANCH
-----------	---------------------------------

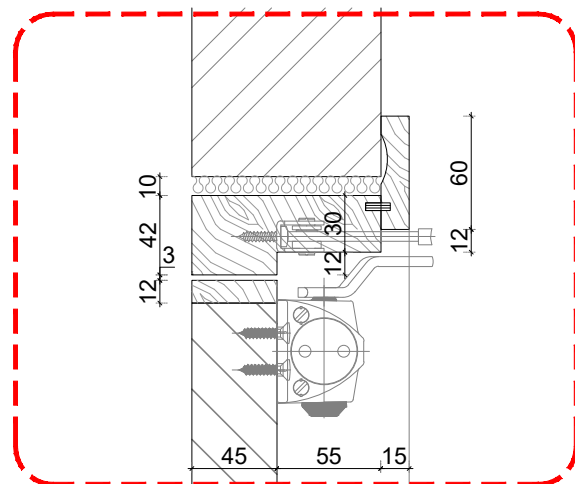
LOCATION :	<b>JORDAN</b>	
SCALE :	N/A @ A3	
DATE :	08.05.2023	
JOB NO :	XXXXXX	
DWG NO :	109.1	
DRAWN BY :	DZ	REV NO:
CHECKED BY :	SA	/



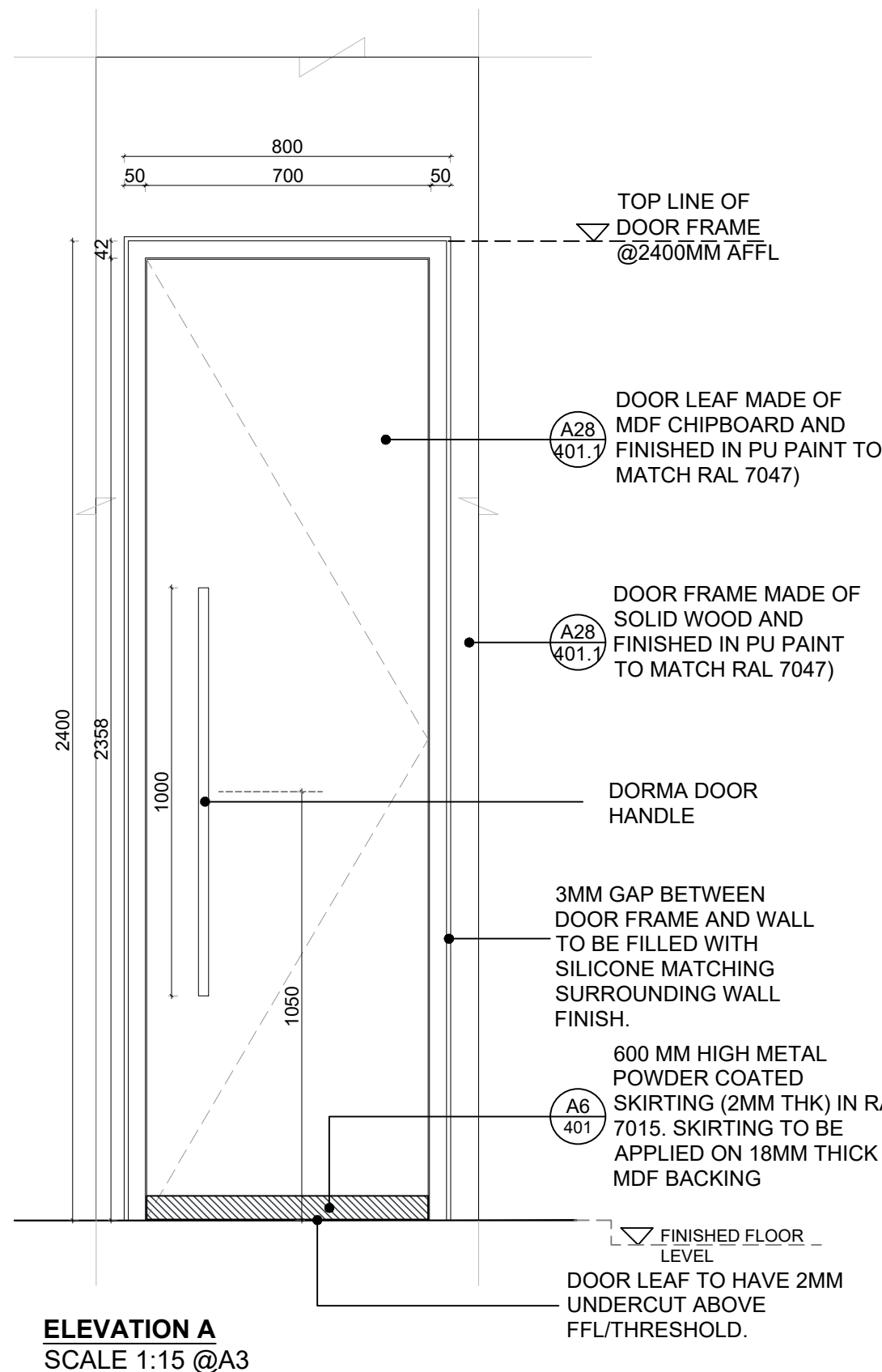
TOP VIEW  
SCALE 1:15 @A3



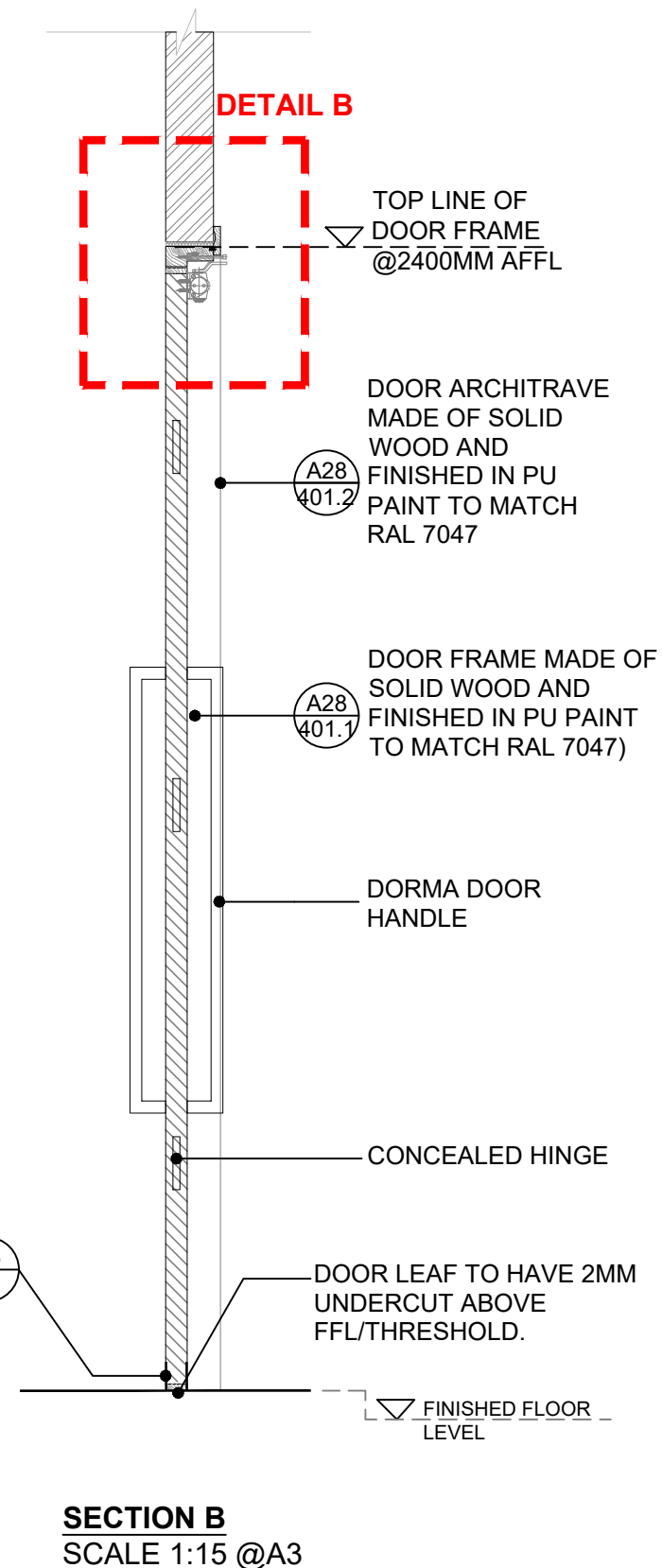
DETAIL A  
SCALE 1:4 @A3



DETAIL B  
SCALE 1:4 @A3



ELEVATION A  
SCALE 1:15 @A3



SECTION B  
SCALE 1:15 @A3

- NOTES:
- CONTRACTOR TO FOLLOW DOOR ORIENTATION AS INDICATED IN THE GA.
  - CONTRACTOR'S PRICE TO INCLUDE ALL ACCESSORIES INCLUDING DOOR STOPPERS, DDA ACCESSORIES AND VISION PANEL.
  - JOINERY VENDOR TO CHECK AVAILABILITY OF ALL DOOR ACCESSORIES AND HARDWARE IN THEIR REGION AND PROPOSE ALTERNATES IF REQUIRED.
  - JOINERY VENDOR TO GET CONFIRMATION FOR DOOR FRAME DEPTH FROM MAIN CONTRACTOR BASED ON WALL PARTITION TYPE AND FINISH PRIOR TO FABRICATION

- NOTES:
1. This drawing is not to be scaled
  2. All dimensions are in Millimeter
  3. Any omission or discrepancy found shall be reported to the Architect or Engineer
  4. This drawing is to be read in conjunction with the relevant section of the specification and schedules
  5. Equipments shown in the server room are indicative and to be finalized by client IT and Security team.
  6. Technology shown in the layout is indicative and to be finalized by the client.

REVISION	DATE	DESCRIPTION
----------	------	-------------

CLIENT  
**capital**  
bank

CONSULTANT  
**I-AM**  
G06, Building 6  
Dubai Media City,  
Dubai, UAE  
+971 4 558 7355  
dubai@i-amonline.com  
All materials copyright to I-AM.  
Not to be reproduced or circulated without prior  
consent.  
Do not scale from this drawing.

DR2 A - 800 MM SOLID/WOODEN  
SWING DOOR

PROJECT : CAPITAL BANK - DABOUC  
BRANCH

LOCATION : JORDAN

SCALE : N/A @ A3

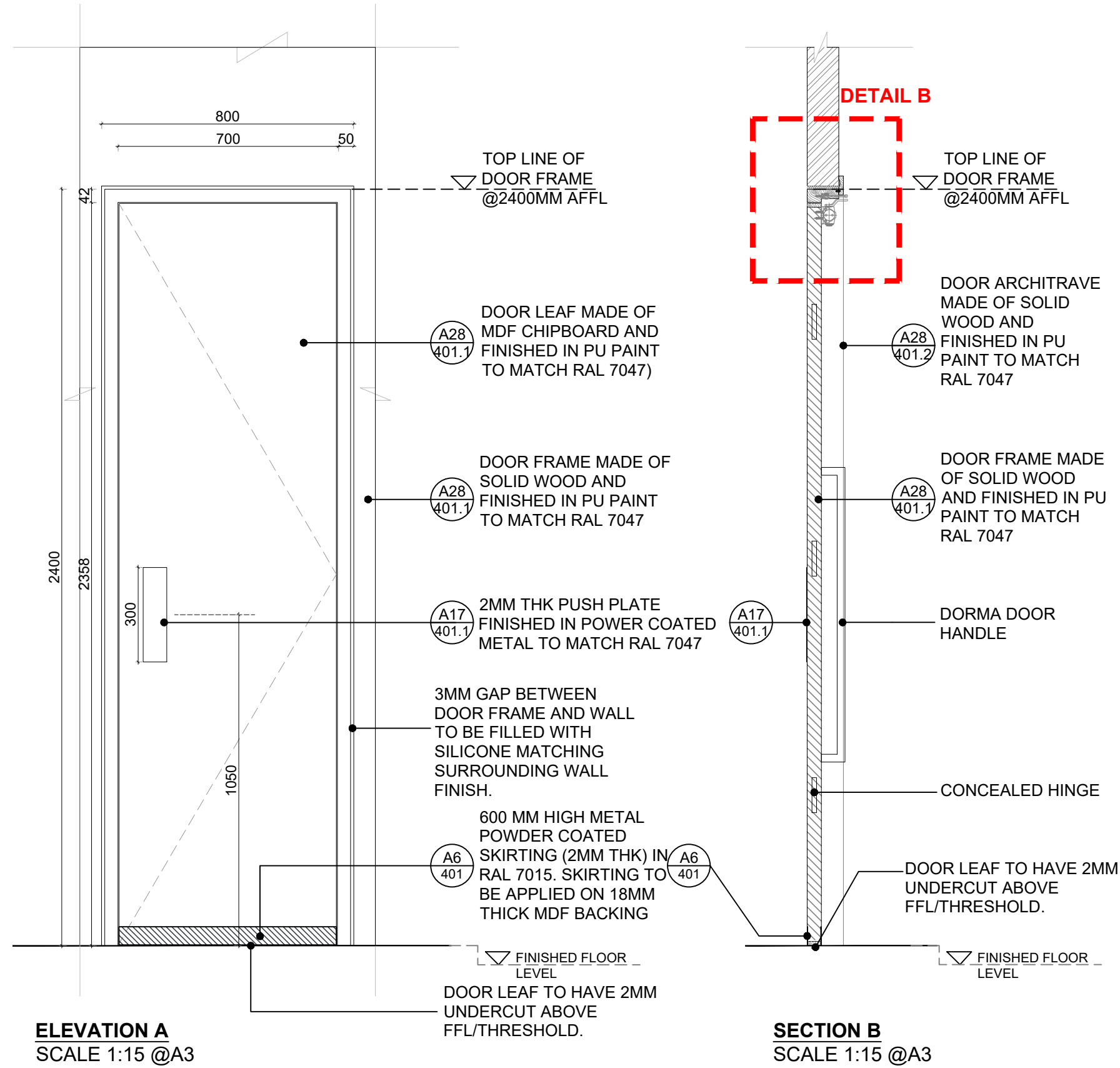
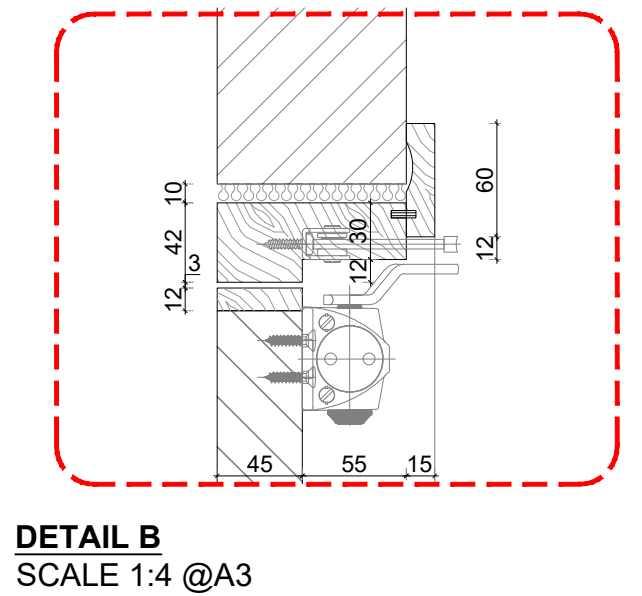
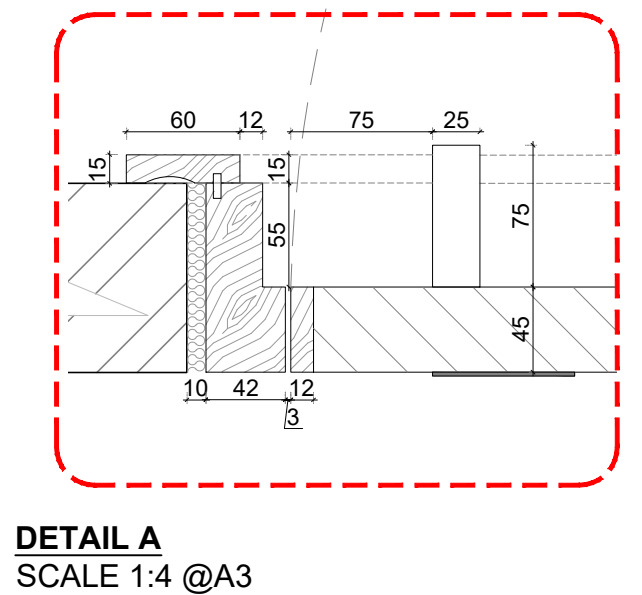
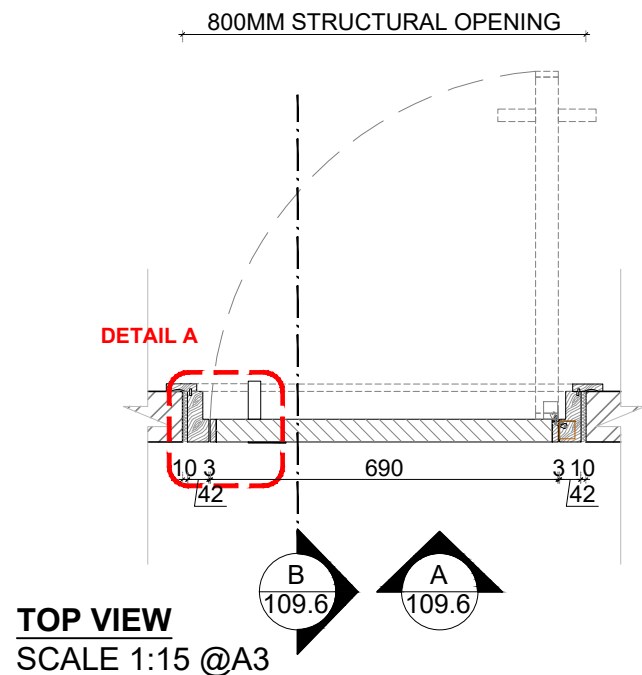
DATE : 08.05.2023

JOB NO : XXXXX

DWG NO : 109.2A

DRAWN BY : DZ REV NO:

CHECKED BY : SA /



- NOTES:**
- CONTRACTOR TO FOLLOW DOOR ORIENTATION AS INDICATED IN THE GA.
  - PUSH OPEN DOORS TO HAVE POWDER COATED PUSH PLATE ON THE FRONT & DORMA HANDLE ON THE REAR SIDE.
  - PULL OPEN DOORS TO HAVE DORMA HANDLE ON THE FRONT & POWDER COATED PUSH PLATE ON THE REAR SIDE.
  - CONTRACTOR'S PRICE TO INCLUDE ALL ACCESSORIES INCLUDING DOOR STOPPERS, DDA ACCESSORIES AND VISION PANEL.
  - JOINERY VENDOR TO CHECK AVAILABILITY OF ALL DOOR ACCESSORIES AND HARDWARE IN THEIR REGION AND PROPOSE ALTERNATES IF REQUIRED.
  - JOINERY VENDOR TO GET CONFIRMATION FOR DOOR FRAME DEPTH FROM MAIN CONTRACTOR BASED ON WALL PARTITION TYPE AND FINISH PRIOR TO FABRICATION

- NOTES:**
1. This drawing is not to be scaled
  2. All dimensions are in Millimeter
  3. Any omission or discrepancy found shall be reported to the Architect or Engineer
  4. This drawing is to be read in conjunction with the relevant section of the specification and schedules
  5. Equipments shown in the server room are indicative and to be finalized by client IT and Security team.
  6. Technology shown in the layout is indicative and to be finalized by the client.

REVISION	DATE	DESCRIPTION

**CLIENT**

**capital bank**

**CONSULTANT**

**I-AM**

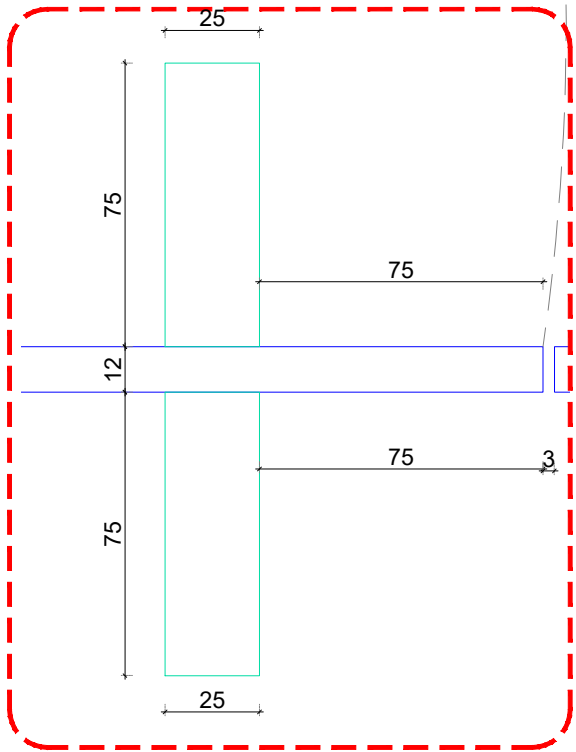
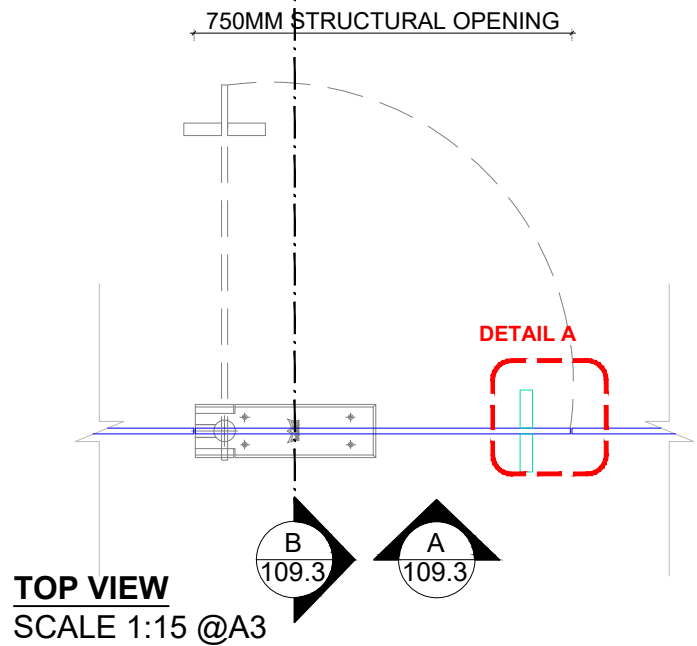
G06, Building 6  
Dubai Media City,  
Dubai, UAE  
+971 4 558 7355  
dubai@i-amonline.com

All materials copyright to I-AM.  
Not to be reproduced or circulated without prior consent.  
Do not scale from this drawing.

**DR2 B - 800 MM SOLID/WOODEN SWING DOOR**

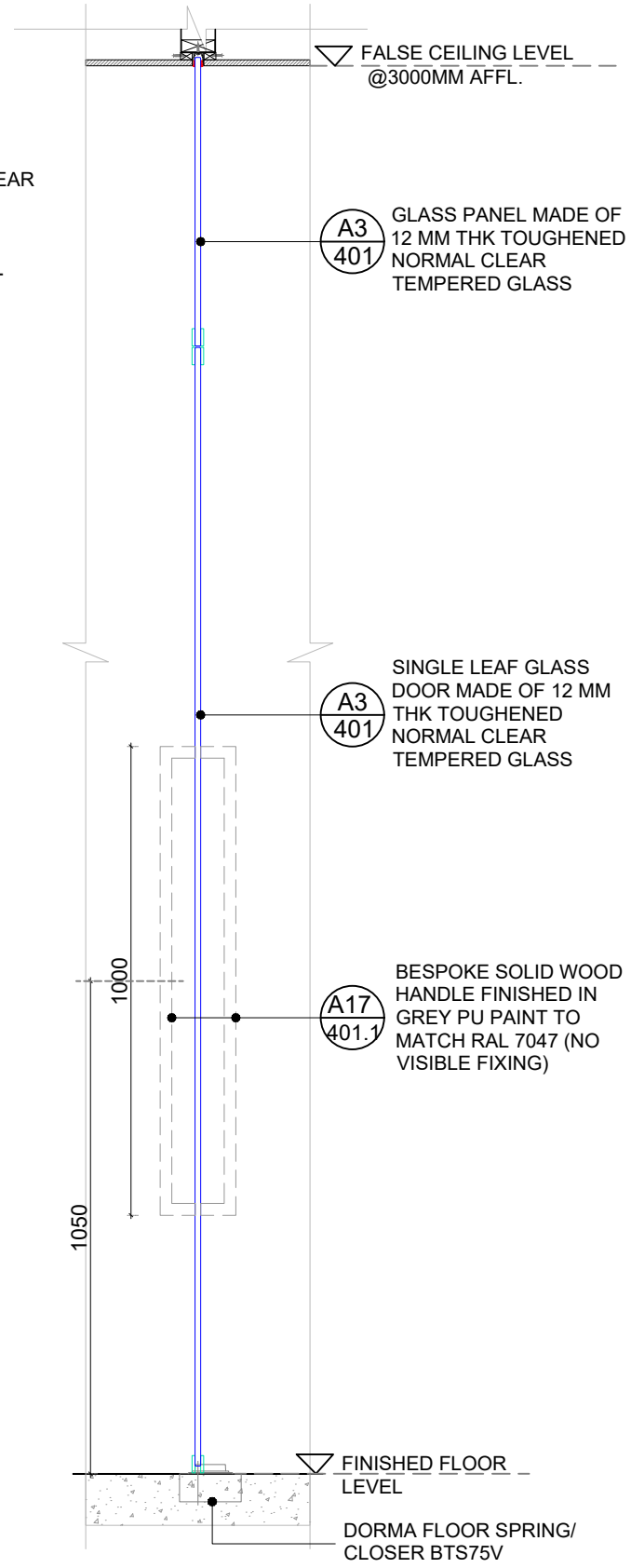
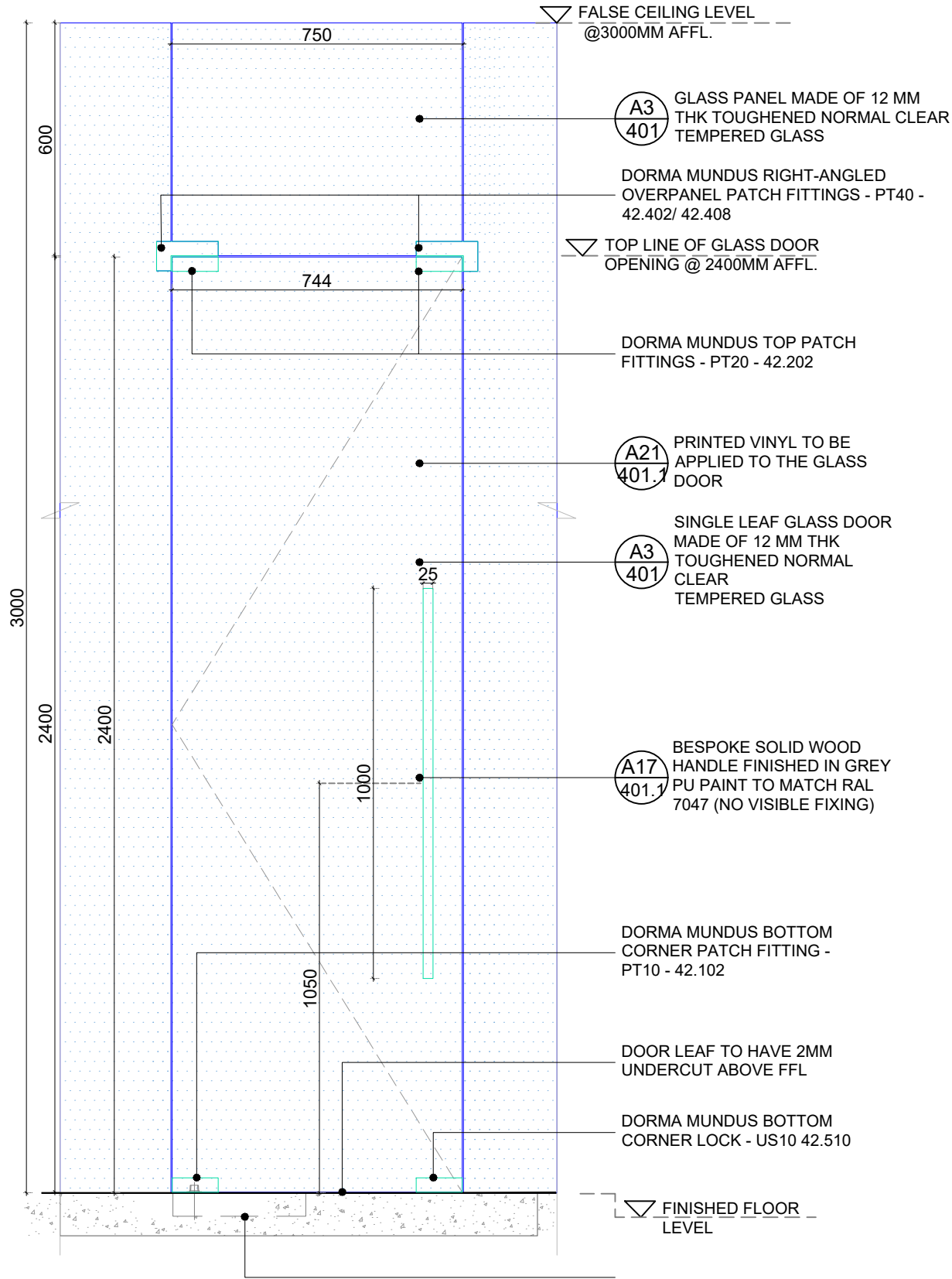
**PROJECT : CAPITAL BANK - DABOUC BRANCH**

LOCATION :	JORDAN	
SCALE :	N/A @ A3	
DATE :	08.05.2023	
JOB NO :	XXXXXX	
DWG NO :	109.2B	
DRAWN BY :	DZ	REV NO:
CHECKED BY :	SA	/



**DETAIL A**  
SCALE 1:4 @A3

- NOTES:**
- CONTRACTOR TO FOLLOW DOOR ORIENTATION AS INDICATED IN GA
  - CONTRACTOR TO VERIFY ALL DIMENSIONS ON SITE
  - CONTRACTOR'S PRICE TO INCLUDE ALL REQUIRED ACCESSORIES & HARDWARE (HINGES, DOOR CLOSER, LOCKS, FLOOR SPRINGS, DOOR STOPPERS, ETC.)
  - CONTRACTOR TO OBTAIN CBJ'S APPROVAL ON DOOR LOCK SPECIFICATIONS AND LOCATION
  - REFER SIGNAGE PACK FOR ANY VINYL MANIFESTATION PATTERN ON GLASS PARTITIONS & GLASS DOORS



- NOTES:**
- This drawing is not to be scaled
  - All dimensions are in Millimeter
  - Any omission or discrepancy found shall be reported to the Architect or Engineer
  - This drawing is to be read in conjunction with the relevant section of the specification and schedules
  - Equipments shown in the server room are indicative and to be finalized by client IT and Security team.
  - Technology shown in the layout is indicative and to be finalized by the client.

REVISION	DATE	DESCRIPTION

**CLIENT**

**capital**  
bank

**CONSULTANT**

**I-AM**

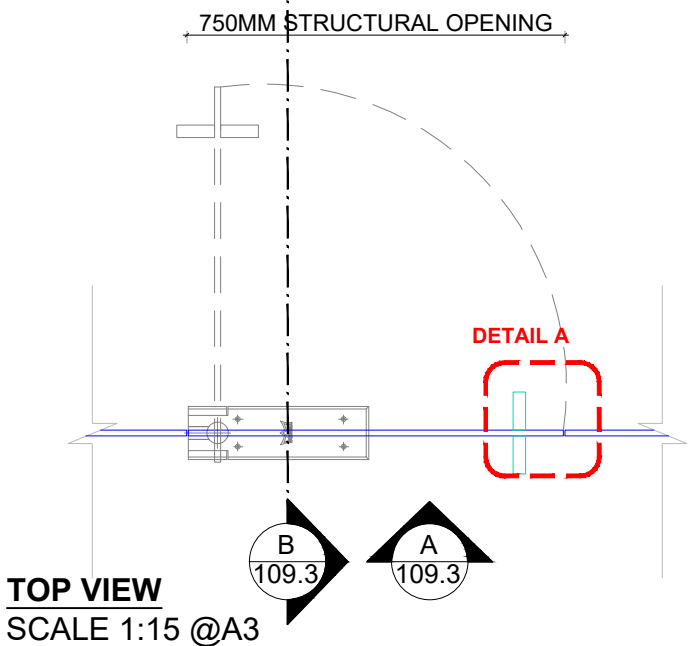
G06, Building 6  
Dubai Media City,  
Dubai, UAE  
+971 4 558 7355  
dubai@i-amonline.com

All materials copyright to I-AM.  
Not to be reproduced or circulated without prior consent.  
Do not scale from the drawing.

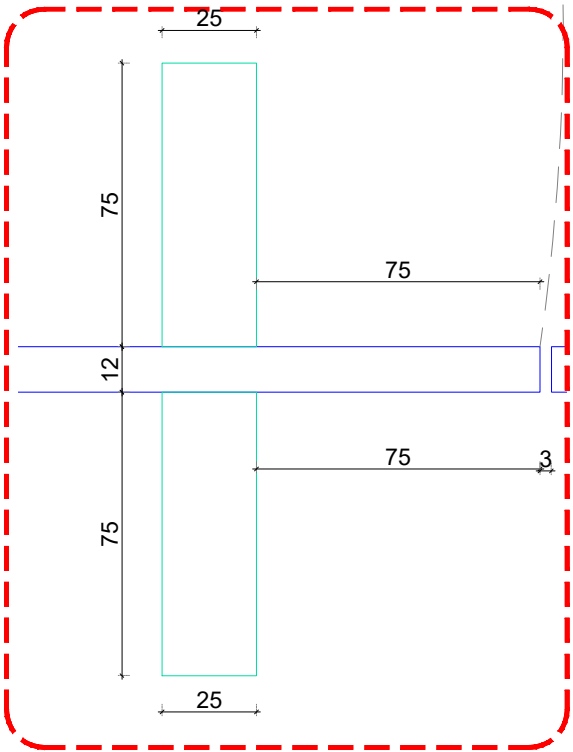
**DR3A - 750 MM GLASS SWING DOOR**

**PROJECT : CAPITAL BANK - DABOUC BRANCH**

LOCATION :	JORDAN	
SCALE :	N/A @ A3	
DATE :	08.05.2023	
JOB NO :	XXXXXX	
DWG NO :	109.3A	
DRAWN BY :	DZ	REV NO
CHECKED BY :	SA	/

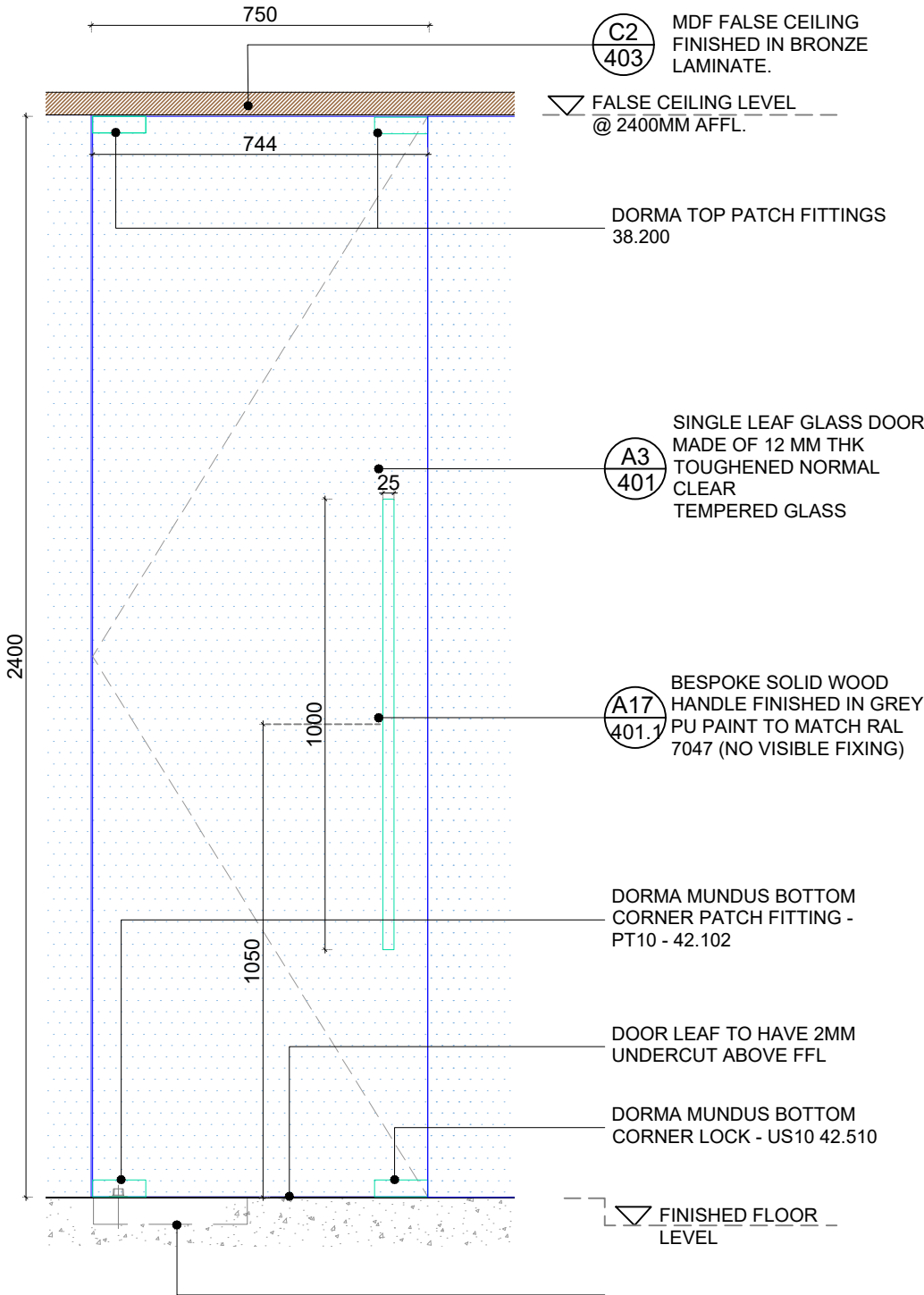


TOP VIEW  
SCALE 1:15 @A3

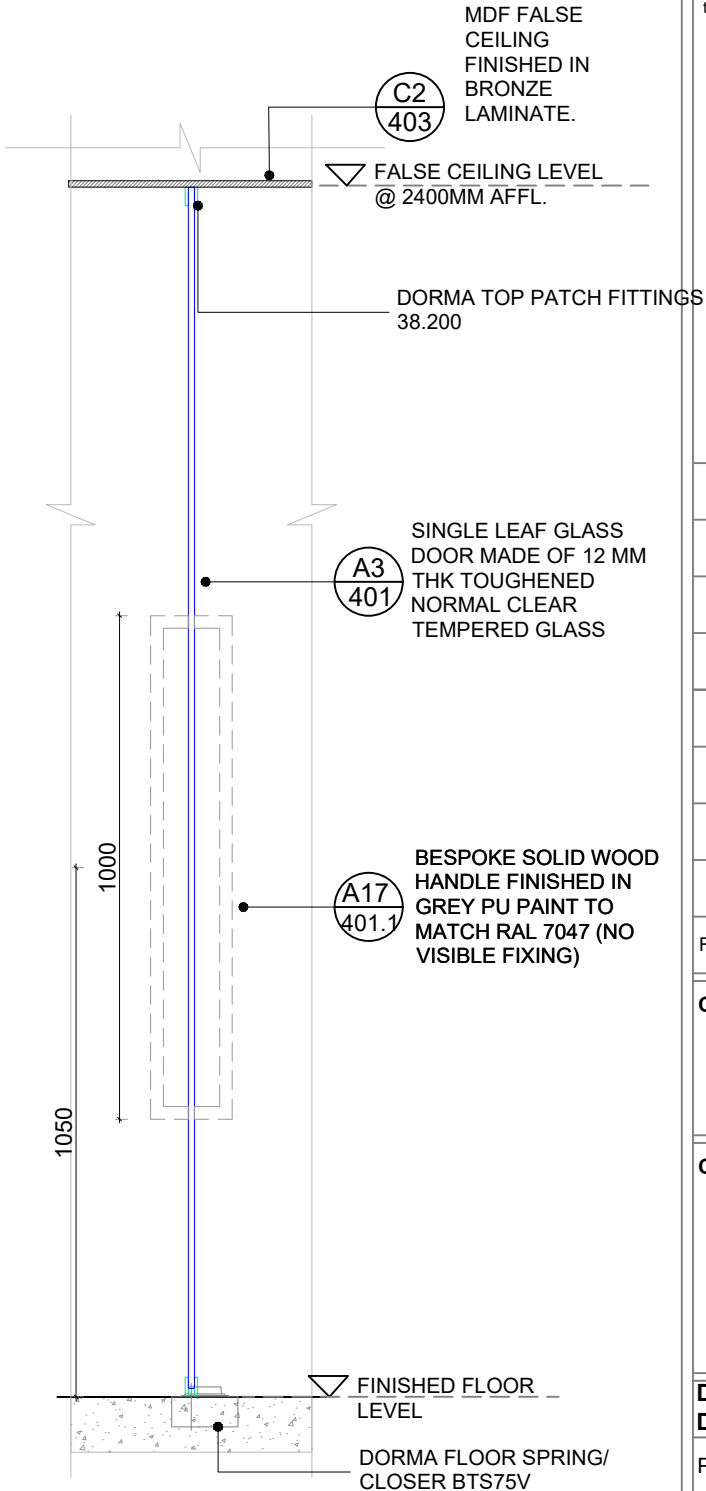


DETAIL A  
SCALE 1:4 @A3

- NOTES:
- CONTRACTOR TO FOLLOW DOOR ORIENTATION AS INDICATED IN GA
  - CONTRACTOR TO VERIFY ALL DIMENSIONS ON SITE
  - CONTRACTOR'S PRICE TO INCLUDE ALL REQUIRED ACCESSORIES & HARDWARE (HINGES, DOOR CLOSER, LOCKS, FLOOR SPRINGS, DOOR STOPPERS, ETC.)
  - CONTRACTOR TO OBTAIN CBJ'S APPROVAL ON DOOR LOCK SPECIFICATIONS AND LOCATION
  - REFER SIGNAGE PACK FOR ANY VINYL MANIFESTATION PATTERN ON GLASS PARTITIONS & GLASS DOORS



ELEVATION A  
SCALE 1:15 @A3



SECTION B  
SCALE 1:15 @A3

- NOTES:
- This drawing is not to be scaled
  - All dimensions are in Millimeter
  - Any omission or discrepancy found shall be reported to the Architect or Engineer
  - This drawing is to be read in conjunction with the relevant section of the specification and schedules
  - Equipments shown in the server room are indicative and to be finalized by client IT and Security team.
  - Technology shown in the layout is indicative and to be finalized by the client.

REVISION	DATE	DESCRIPTION

CLIENT

**capital**  
bank

CONSULTANT

**I-AM**

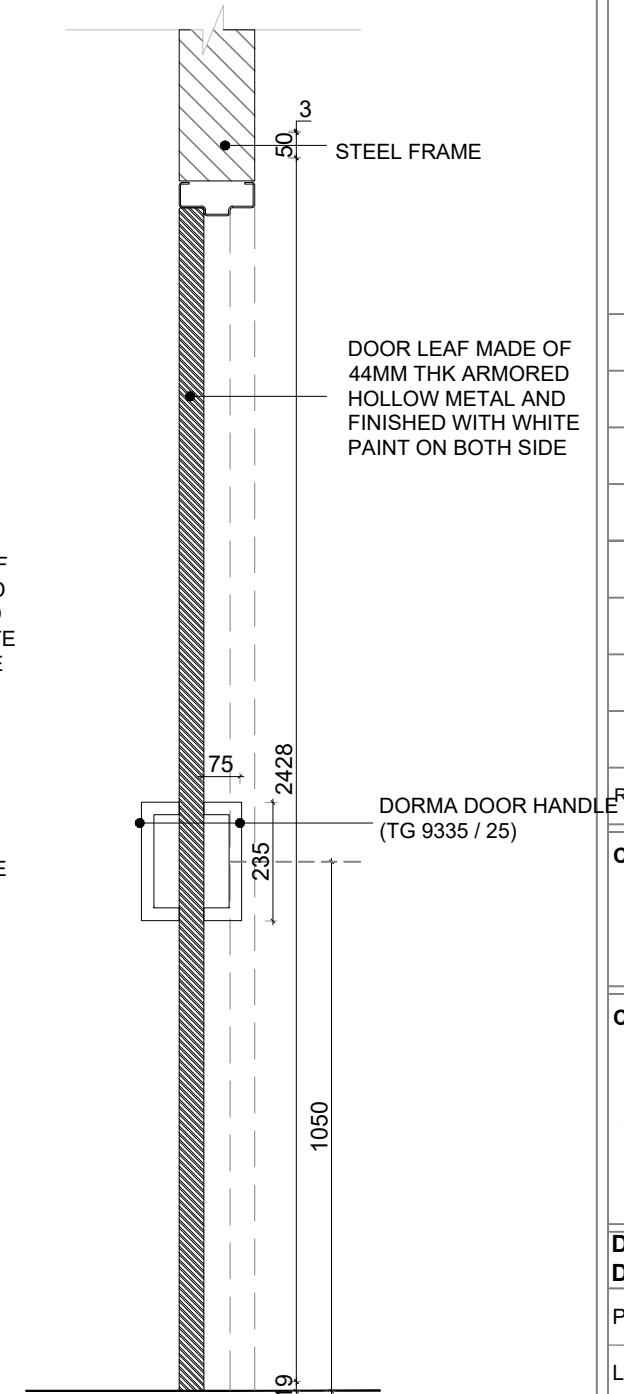
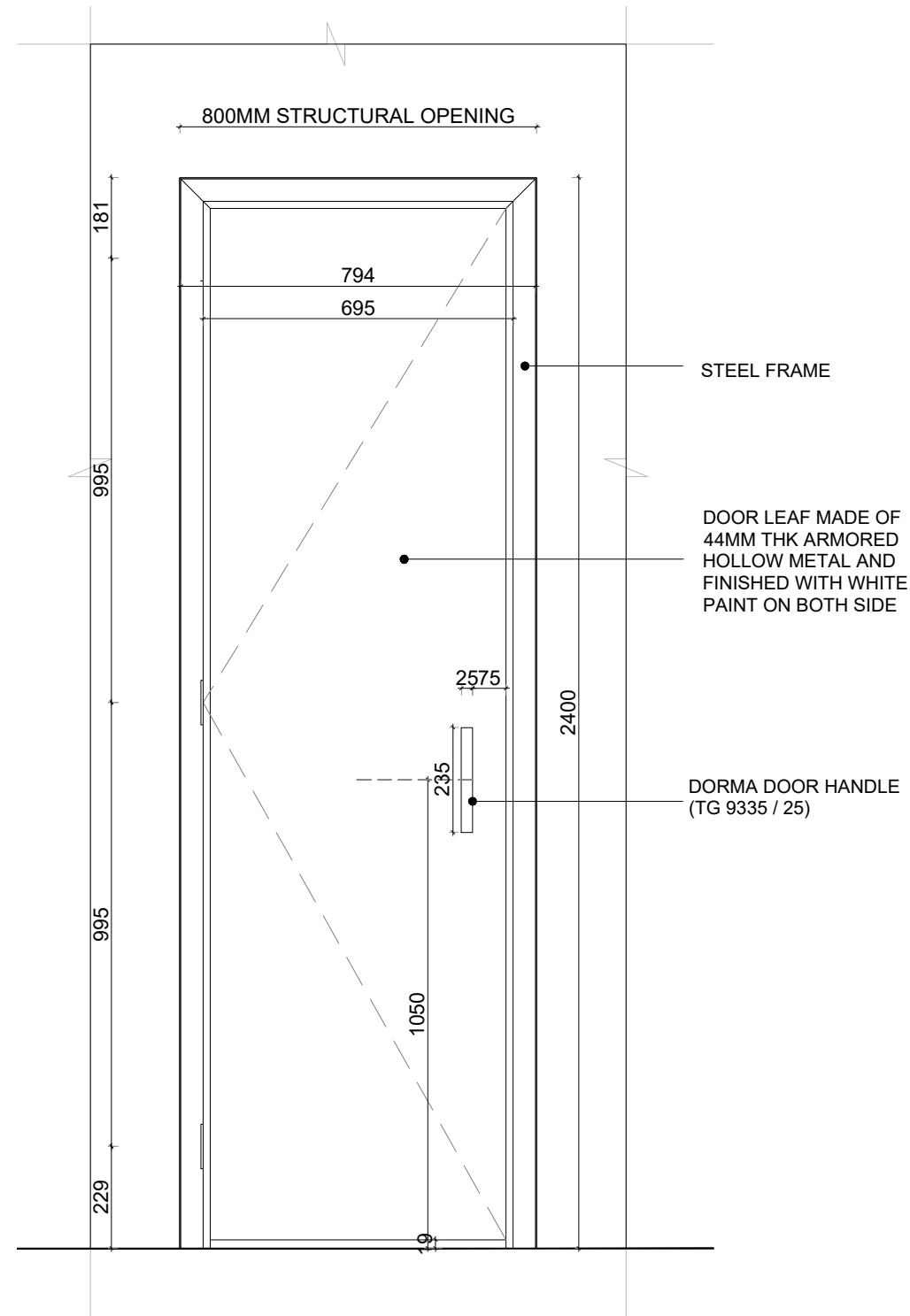
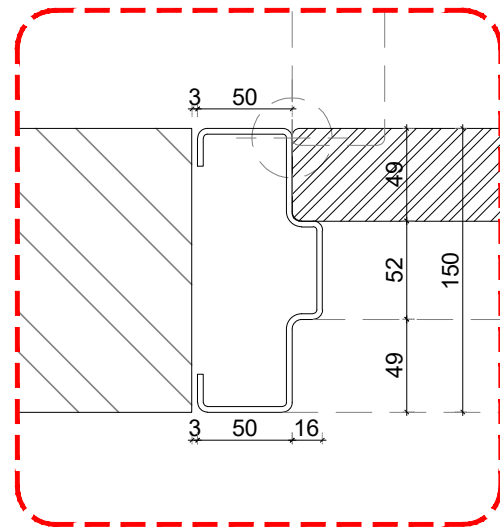
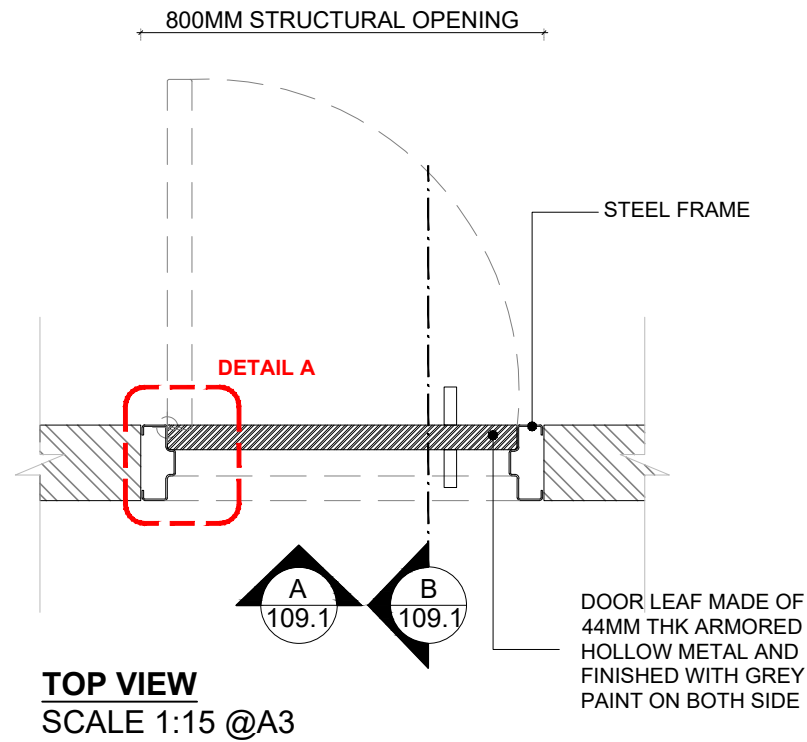
G06, Building 6  
Dubai Media City,  
Dubai, UAE  
+971 4 558 7355  
dubai@i-amonline.com

All materials copyright to I-AM.  
Not to be reproduced or circulated without prior  
consent.  
Do not scale from this drawing.

DR3B - 750 MM GLASS SWING DOOR

PROJECT : CAPITAL BANK - DABOUC BRANCH

LOCATION :	JORDAN	
SCALE :	N/A @ A3	
DATE :	08.05.2023	
JOB NO :	XXXXXX	
DWG NO :	109.3B	
DRAWN BY :	DZ	REV NO:
CHECKED BY :	SA	/



#### NOTES:

1. This drawing is not to be scaled
2. All dimensions are in Millimeter
3. Any omission or discrepancy found shall be reported to the Architect or Engineer
4. This drawing is to be read in conjunction with the relevant section of the specification and schedules
5. Equipments shown in the server room are indicative and to be finalized by client IT and Security team.
6. Technology shown in the layout is indicative and to be finalized by the client.

REVISION	DATE	DESCRIPTION

**CLIENT**

**capital bank**

**CONSULTANT**

**I-AM**

G06, Building 6  
Dubai Media City,  
Dubai, UAE  
+971 4 558 7355  
dubai@i-amonline.com

All materials copyright to I-AM.  
Not to be reproduced or circulated without prior consent.  
Do not scale from the drawing.

**DR4 - 800 MM METAL SWING DOOR**

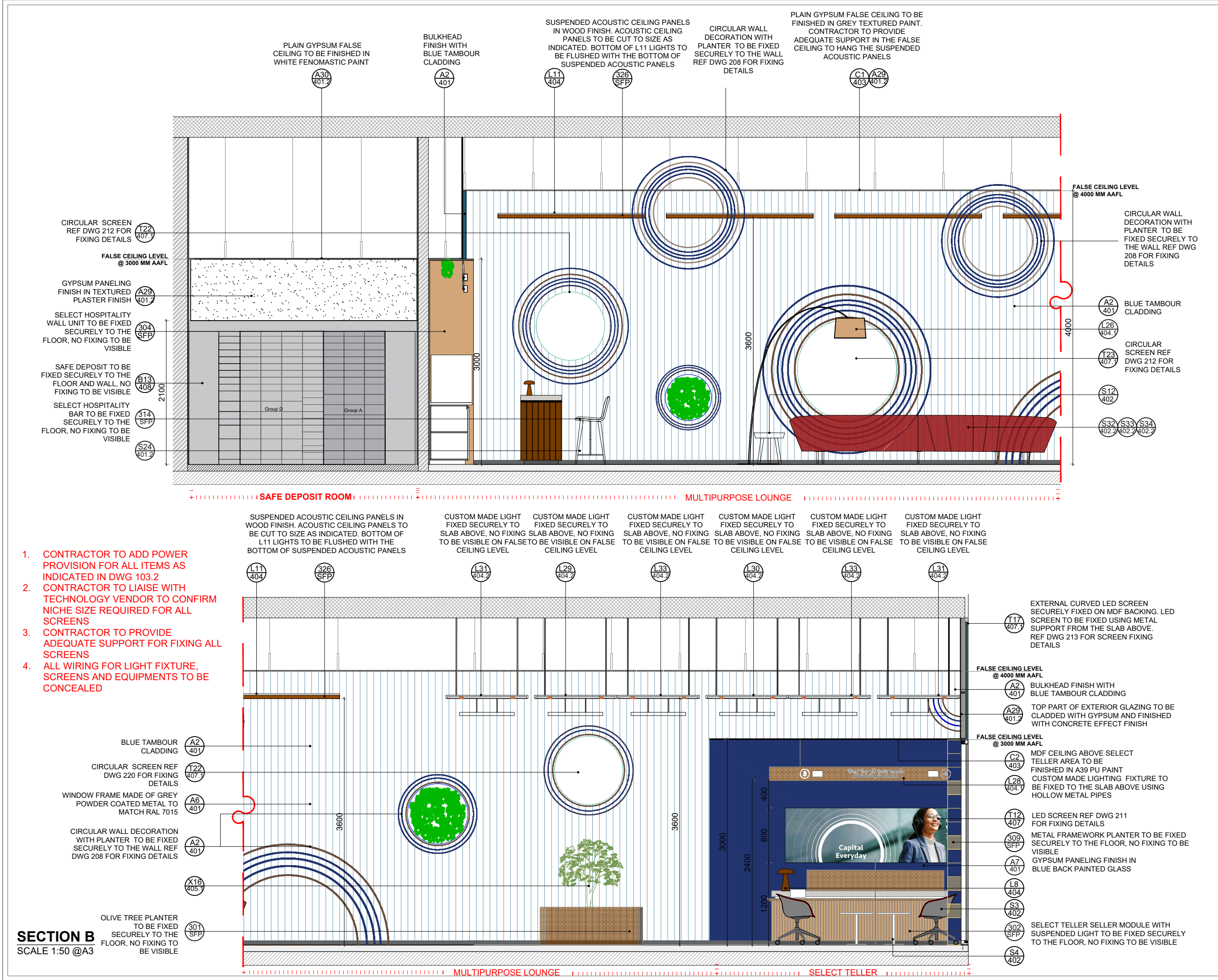
**PROJECT : CAPITAL BANK - DABOUC BRANCH**

LOCATION :	JORDAN		
SCALE :	N/A @ A3		
DATE :	08.05.2023		
JOB NO :	XXXXXX		
DWG NO :	109.4		
DRAWN BY :	DZ	REV NO:	
CHECKED BY :	SA	/	

# ELEVATION



# SECTION



**NOTES:**

- This drawing is not to be scaled
- All dimensions are in Millimeter
- Any omission or discrepancy found shall be reported to the Architect or Engineer
- This drawing is to be read in conjunction with the relevant section of the specification and schedules
- Equipments shown in the server room are indicative and to be finalized by client IT and Security team.
- Technology shown in the layout is indicative and to be finalized by the client.

REVISION	DATE	DESCRIPTION
A	08.06.2023	UPDATING THE SAFE DEPOSIT AS PER CLIENT REQUIREMENTS

**CLIENT**

**capital bank**

**CONSULTANT**

**I-AM**

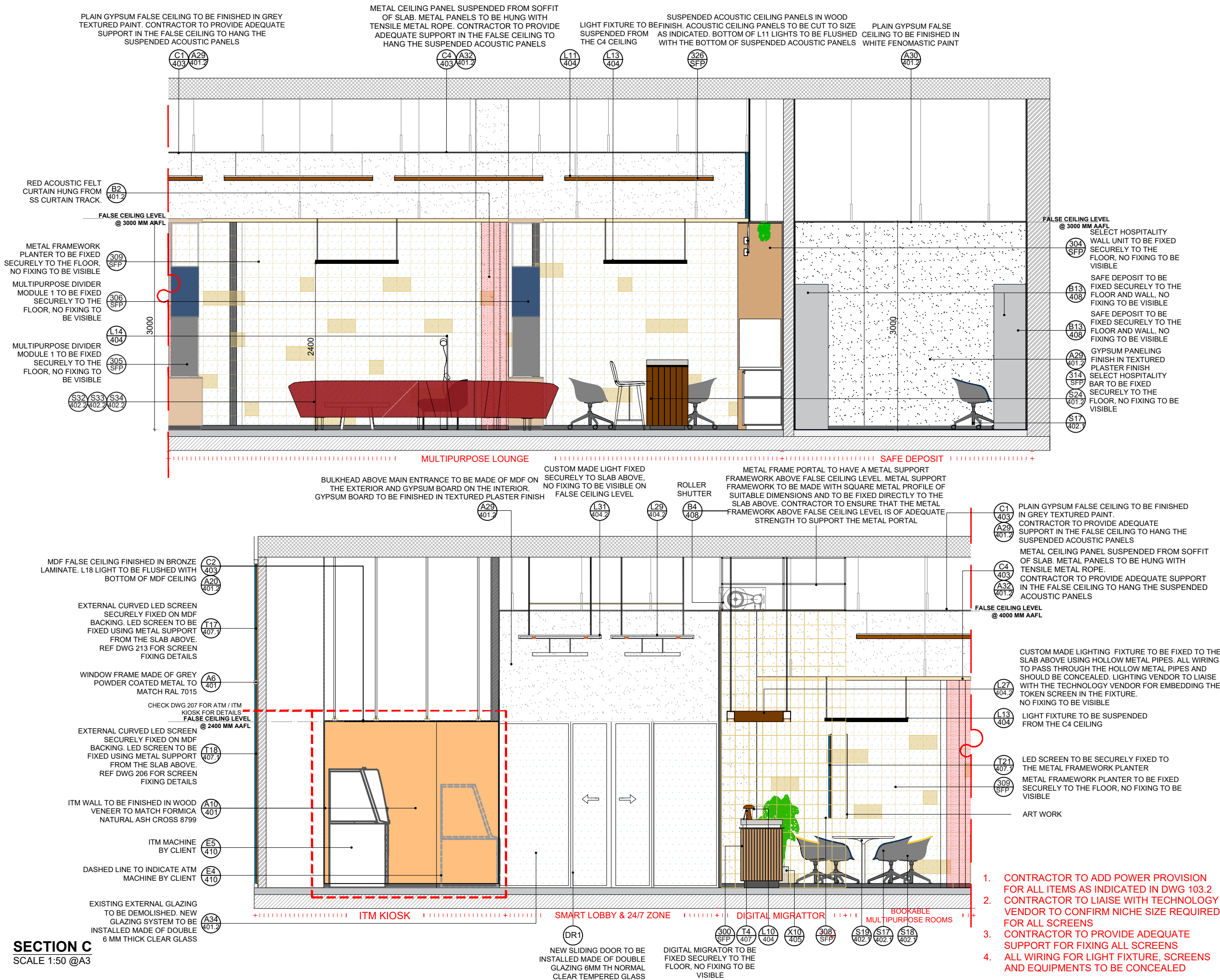
G06, Building 6  
Dubai Media City,  
Dubai, UAE  
+971 4 558 7355  
dubai@i-amonline.com

All materials copyright to I-AM.  
Not to be reproduced or circulated without prior consent.  
Do not scale from the drawing.

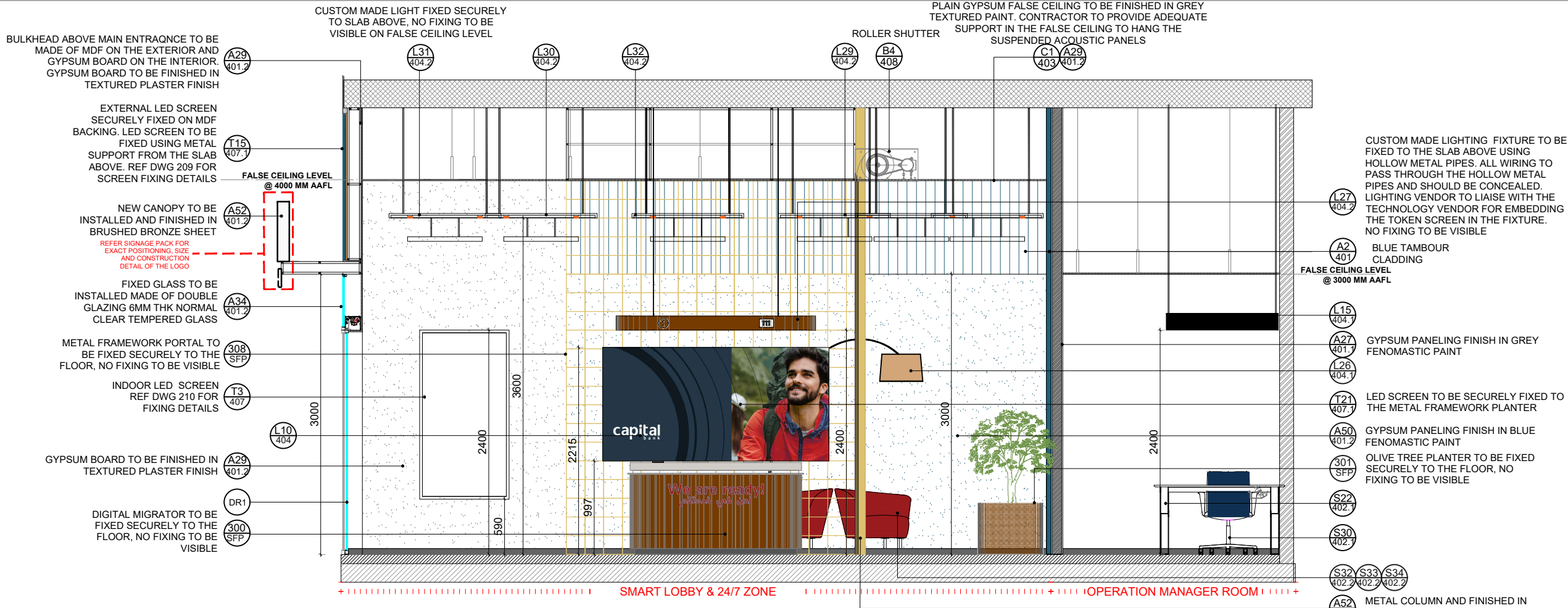
**ELEVATION A**

**PROJECT : CAPITAL BANK - DABOUC BRANCH**

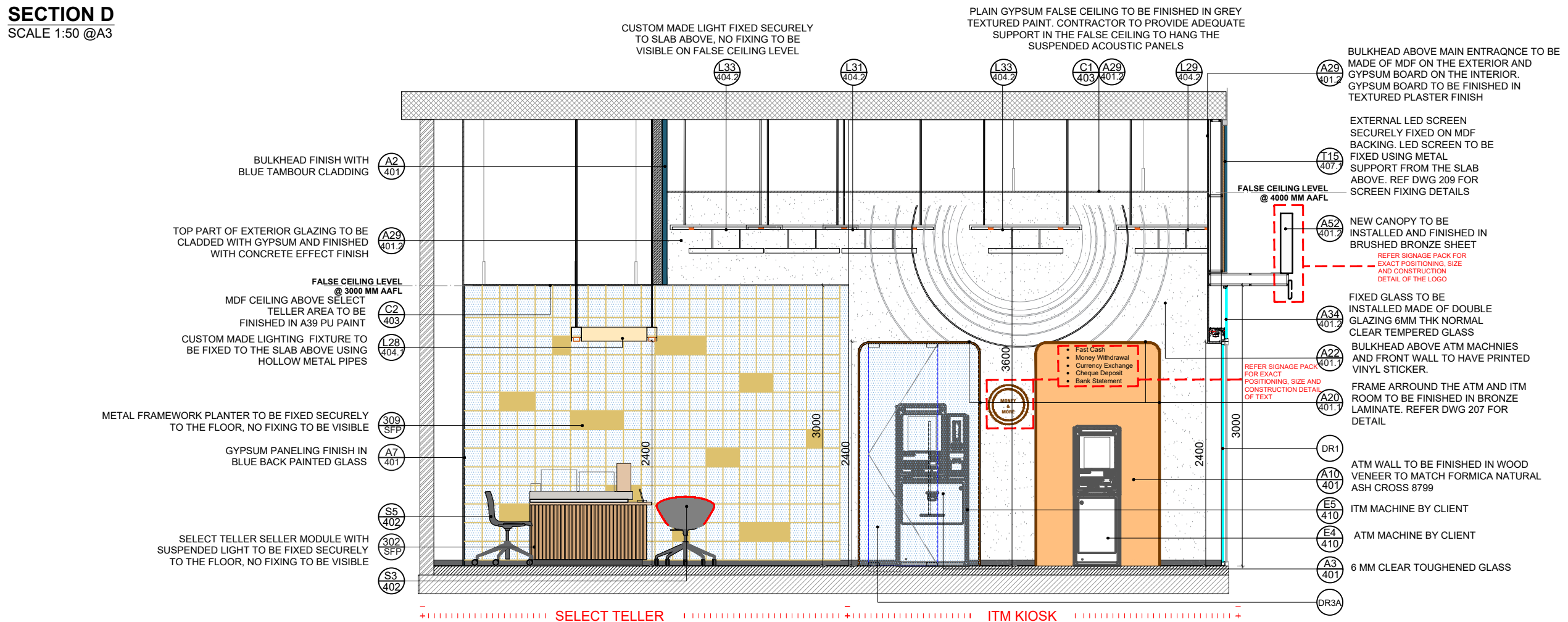
LOCATION :	JORDAN	
SCALE :	1:50@ A3	
DATE :	08.05.2023	
JOB NO :	XXXXX	
DWG NO :	201	
DRAWN BY :	DZ	REV NO: A
CHECKED BY :	SA	



- NOTES:
1. This drawing is not to be scaled
  2. All dimensions are in Millimeter
  3. Any omission or discrepancy found shall be reported to he Architect or Engineer
  4. This drawing is to be read in conjunction with the relevant section of the specification and schedules
  5. Equipments shown in the server room are indicative and to be finalized by client IT and Security team.
  6. Technology shown in the layout is indicative and to be finalized by the client.



SECTION D  
SCALE 1:50 @A3



SECTION E  
SCALE 1:50 @A3

- NOTES:
1. This drawing is not to be scaled
  2. All dimensions are in Millimeter
  3. Any omission or discrepancy found shall be reported to he Architect or Engineer
  4. This drawing is to be read in conjunction with the relevant section of the specification and schedules
  5. Equipments shown in the server room are indicative and to be finalized by client IT and Security team.
  6. Technology shown in the layout is indicative and to be finalized by the client.

REVISION	DATE	DESCRIPTION
----------	------	-------------



**CONSULTANT**

**I-AM**

G06, Building 6  
Dubai Media City,  
Dubai, UAE  
+971 4 558 7355  
dubai@i-amonline.com

All materials copyright to I-AM.  
Not to be reproduced or circulated without prior  
consent.  
Do not scale from the drawing.

SECTION D

PROJECT : **CAPITAL BANK - DABOUC BRANCH**

LOCATION : **JORDAN**

SCALE : **1:50@ A3**

DATE : **08.05.2023**

JOB NO : **XXXXX**

DWG NO : **203**

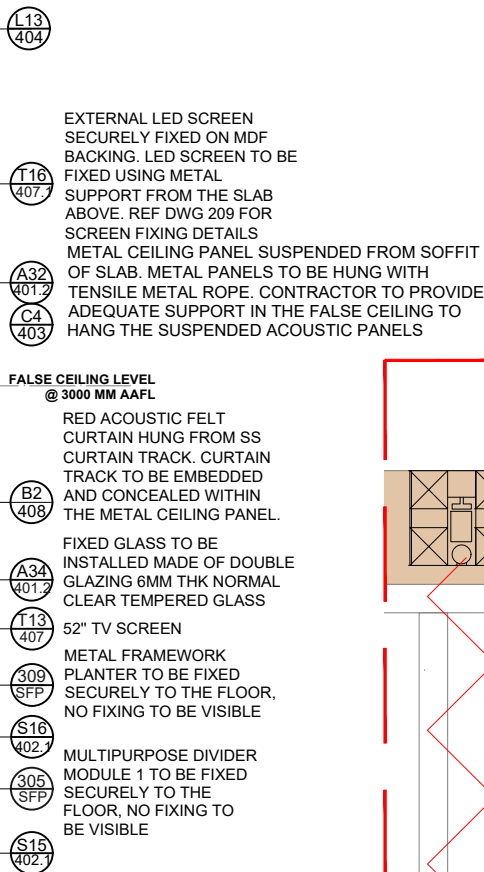
DRAWN BY : **DZ**

CHECKED BY : **SA**

REV NO:

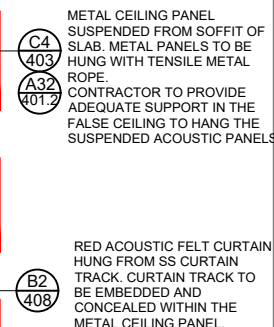
/

METAL FRAME PORTAL TO HAVE A METAL SUPPORT FRAMEWORK ABOVE FALSE CEILING LEVEL. METAL SUPPORT FRAMEWORK TO BE MADE WITH SQUARE METAL PROFILE OF SUITABLE DIMENSIONS AND TO BE FIXED DIRECTLY TO THE SLAB ABOVE. CONTRACTOR TO ENSURE THAT THE METAL FRAMEWORK ABOVE FALSE CEILING LEVEL IS OF ADEQUATE STRENGTH TO SUPPORT THE METAL PORTAL

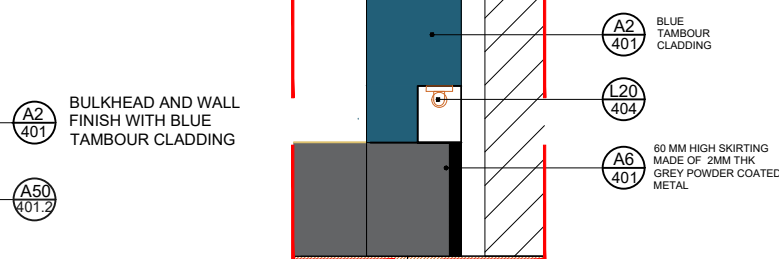


LIGHT FIXTURE TO BE METAL CEILING PANEL SUSPENDED FROM SOFFIT OF SLAB.  
SUSPENDED FROM THE C4 CEILING METAL PANELS TO BE HUNG WITH TENSILE METAL ROPE.  
CONTRACTOR TO PROVIDE ADEQUATE SUPPORT IN THE FALSE CEILING TO HANG THE SUSPENDED ACOUSTIC PANELS

SUSPENDED ACOUSTIC CEILING PANELS IN WOOD FINISH. ACOUSTIC CEILING PANELS TO BE CUT TO SIZE AS INDICATED. BOTTOM OF L11 LIGHTS TO BE FLUSHED WITH THE BOTTOM OF SUSPENDED ACOUSTIC PANELS



**FALSE CEILING LEVEL**  
**@ 4000 MM AAFL**




1. This drawing is not to be scaled
2. All dimensions are in Millimeter
3. Any omission or discrepancy found shall be reported to the Architect or Engineer
4. This drawing is to be read in conjunction with the relevant section of the specification and schedules
5. Equipments shown in the server room are indicative and to be finalized by client IT and Security team.
6. Technology shown in the layout is indicative and to be finalized by the client.

[illegible]

REVISION	DATE	DESCRIPTION
----------	------	-------------

**capital**  
bank



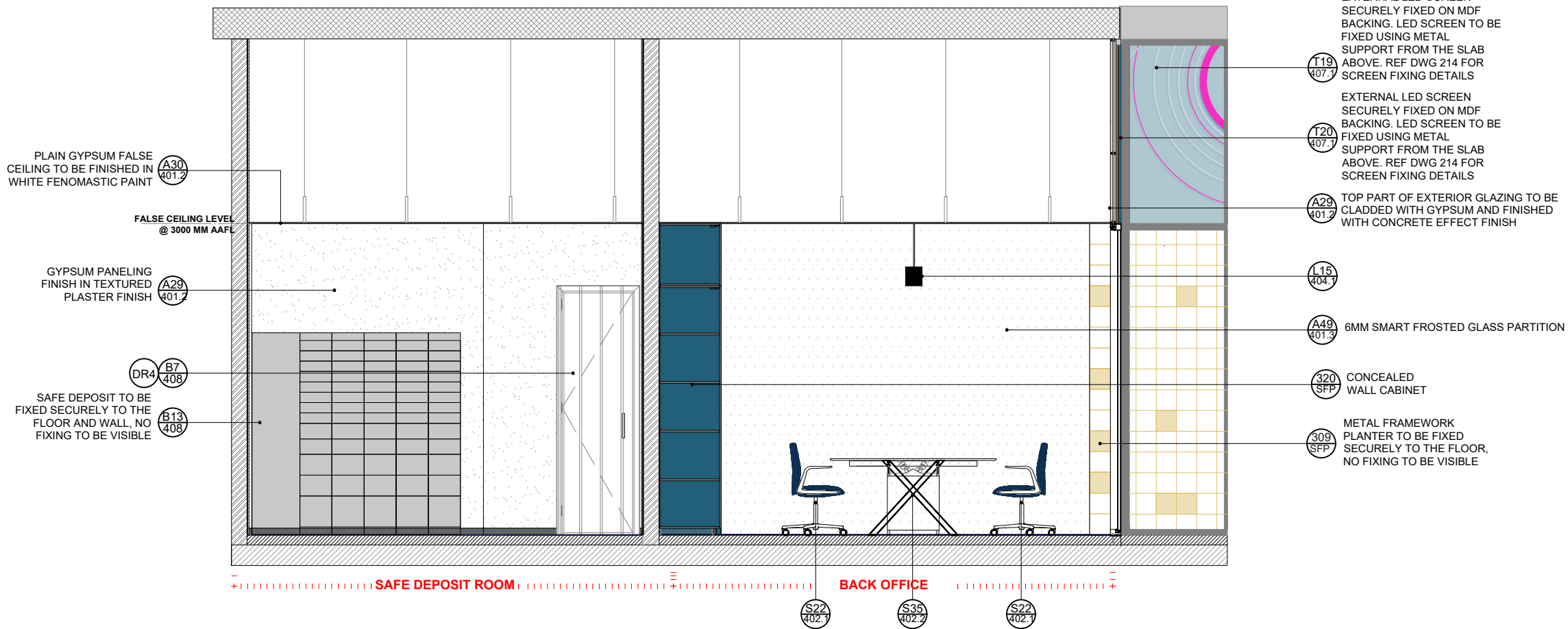
G06, Building 6  
Dubai Media City,  
Dubai, UAE  
+971 4 558 7355  
dubai@i-amonline.com

All materials copyright to I-AM.  
Not to be reproduced or circulated without prior  
consent.  
Do not scale from the drawing.

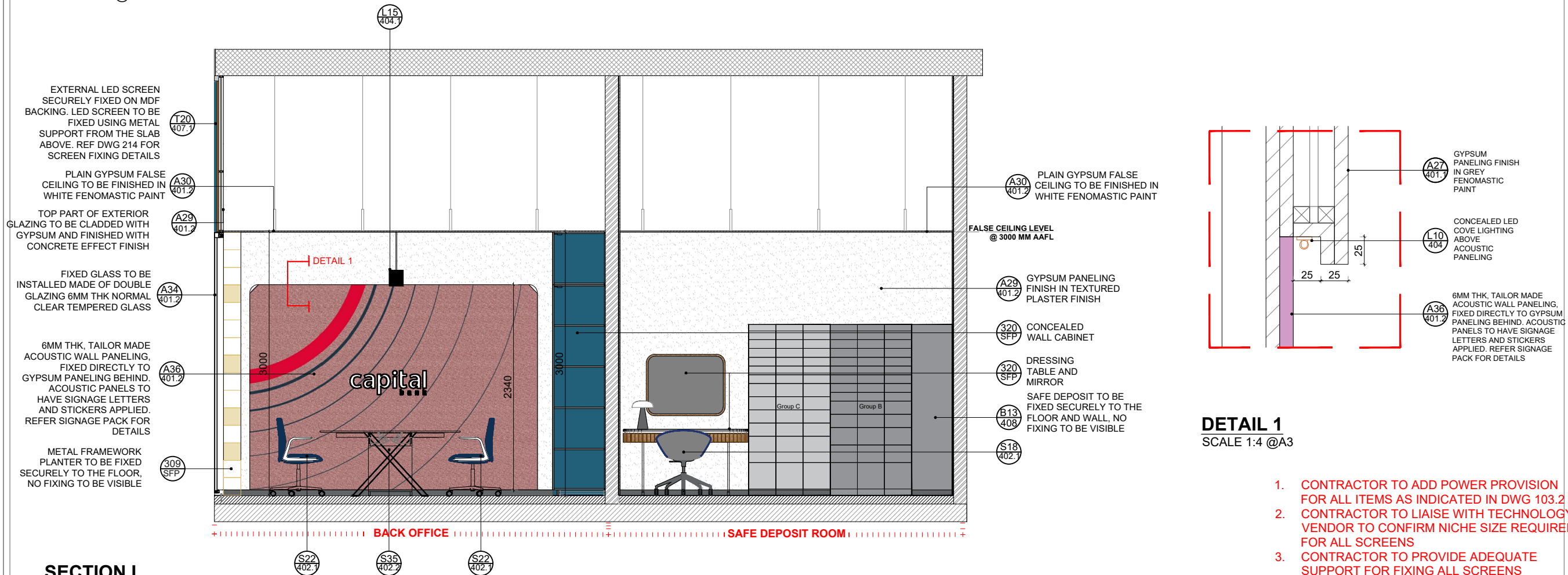
PROJECT : CAPITAL BANK - DABOUQ  
BRANCH

LOCATION :	JORDAN	
SCALE :	1:50@ A3	
DATE :	08.05.2023	
JOB NO :	XXXXX	
DWG NO :	204	
DRAWN BY :	DZ	REV NO
CHECKED BY :	SA	/

1. CONTRACTOR TO ADD POWER PROVISION FOR ALL ITEMS AS INDICATED IN DWG 103.2
2. CONTRACTOR TO LIAISE WITH TECHNOLOGY VENDOR TO CONFIRM NICHE SIZE REQUIRED FOR ALL SCREENS
3. CONTRACTOR TO PROVIDE ADEQUATE SUPPORT FOR FIXING ALL SCREENS
4. ALL WIRING FOR LIGHT FIXTURE, SCREENS AND EQUIPMENTS TO BE CONCEALED



SECTION H  
SCALE 1:50 @A3



SECTION I  
SCALE 1:50 @A3

DETAIL 1  
SCALE 1:4 @A3

1. CONTRACTOR TO ADD POWER PROVISION FOR ALL ITEMS AS INDICATED IN DWG 103.2
2. CONTRACTOR TO LIAISE WITH TECHNOLOGY VENDOR TO CONFIRM NICHE SIZE REQUIRED FOR ALL SCREENS
3. CONTRACTOR TO PROVIDE ADEQUATE SUPPORT FOR FIXING ALL SCREENS
4. ALL WIRING FOR LIGHT FIXTURE, SCREENS AND EQUIPMENTS TO BE CONCEALED

NOTES:

1. This drawing is not to be scaled
2. All dimensions are in Millimeter
3. Any omission or discrepancy found shall be reported to the Architect or Engineer
4. This drawing is to be read in conjunction with the relevant section of the specification and schedules
5. Equipments shown in the server room are indicative and to be finalized by client IT and Security team.
6. Technology shown in the layout is indicative and to be finalized by the client.

A	08.06.2023	UPDATING THE SAFE DEPOSIT AS PER CLIENT REQUIREMENTSX
REVISION	DATE	DESCRIPTION

CLIENT

**capital**  
bank

CONSULTANT

**I-AM**

G06, Building 6  
Dubai Media City,  
Dubai, UAE  
+971 4 558 7355  
dubai@i-amonline.com

All materials copyright to I-AM.  
Not to be reproduced or circulated without prior consent.  
Do not scale from the drawing.

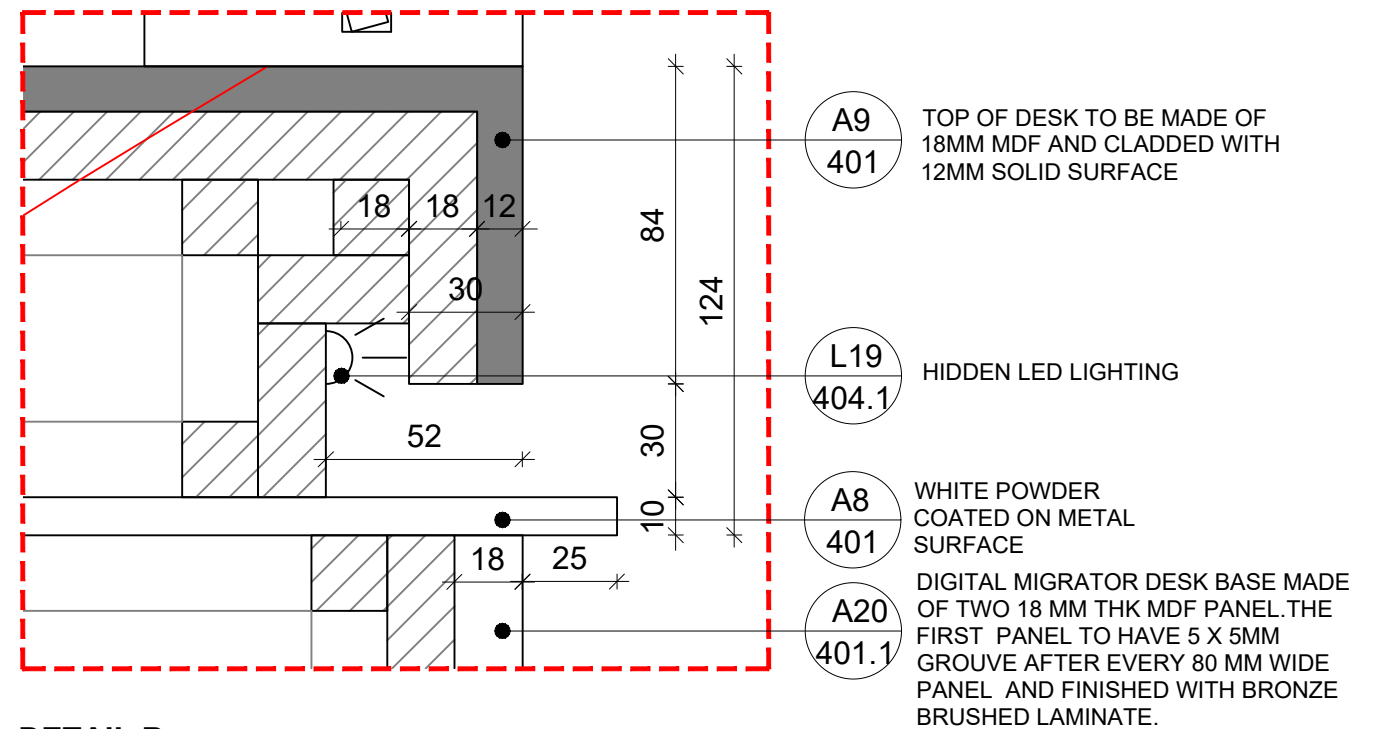
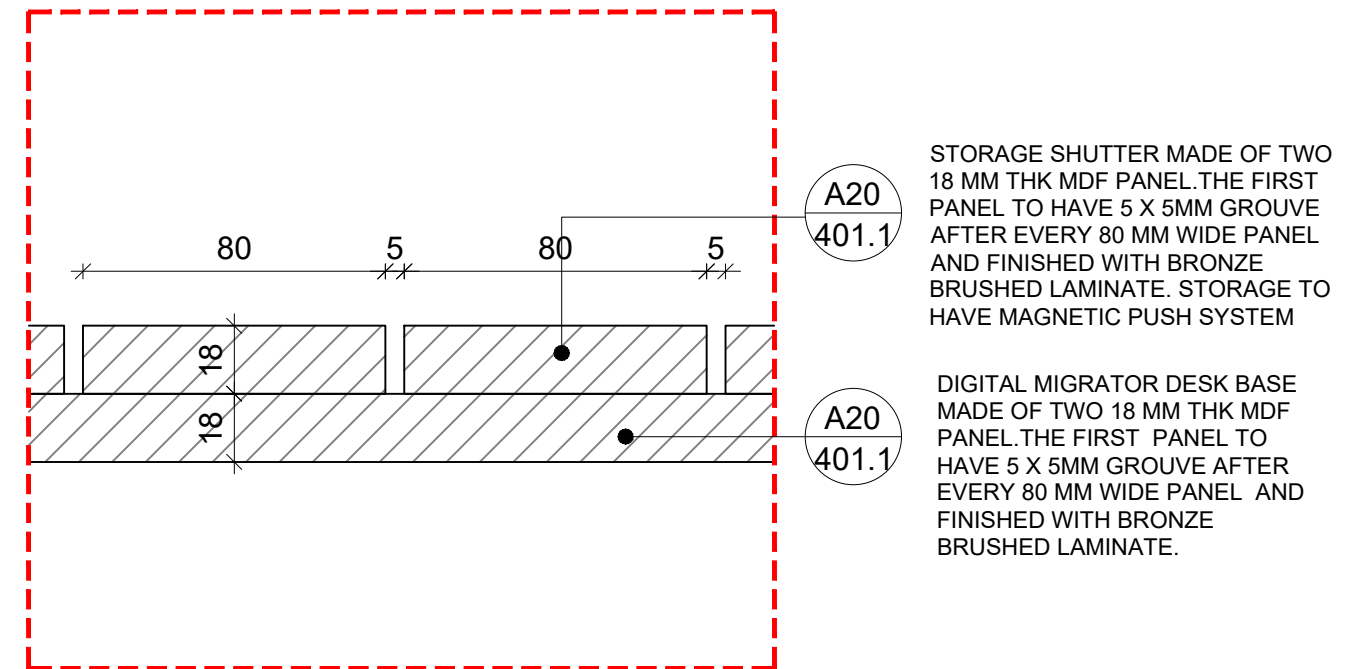
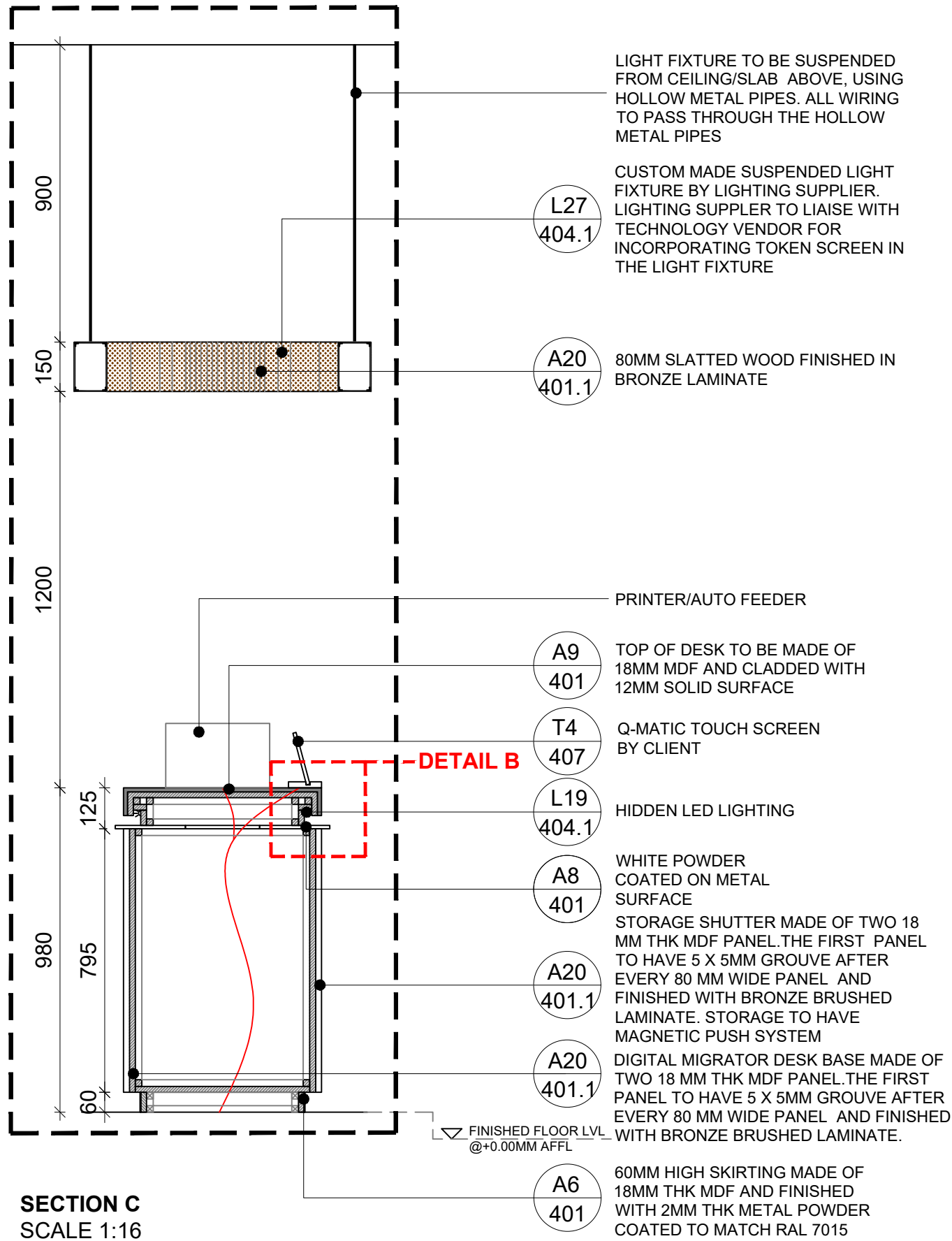
SECTION G

PROJECT : **CAPITAL BANK - DABOUC BRANCH**

LOCATION :	<b>JORDAN</b>	
SCALE :	<b>1:50@ A3</b>	
DATE :	<b>08.05.2023</b>	
JOB NO :	<b>XXXXX</b>	
DWG NO :	<b>205</b>	
DRAWN BY :	DZ	REV NO: A
CHECKED BY :	SA	

# JOINERY







- NOTES:**
- CONTRACTOR TO VERIFY DIMENSIONS ON SITE PRIOR TO FABRICATION
  - ALL HARDWARE TO BE HEAVY DUTY AND CONCEALED
  - ALL HARDWARE TO BE BLUM
  - ALL WIRING TO BE CONCEALED
  - ALL FIXING TO BE CONCEALED

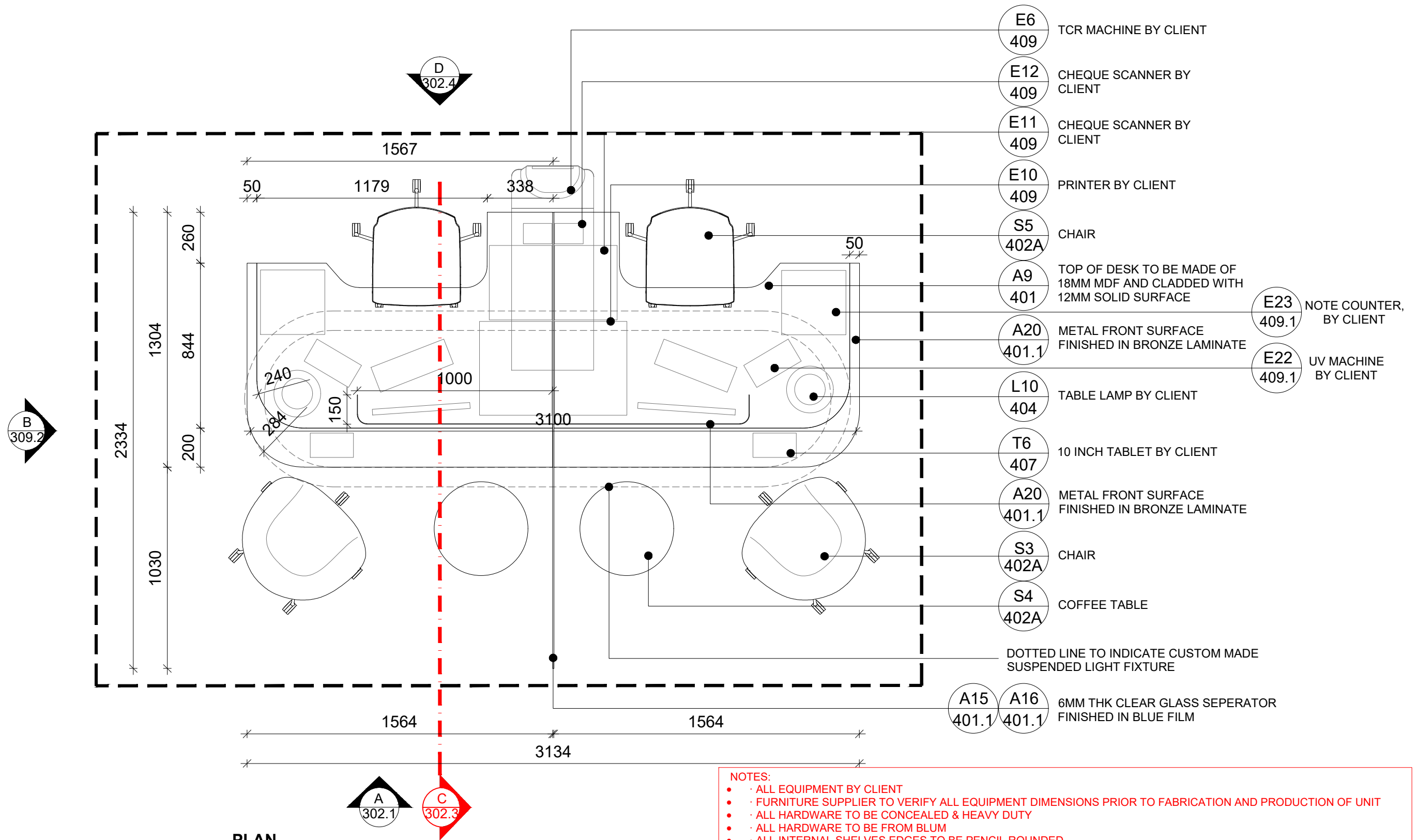
<div> <div>Office # 414, Building 8, Dubai Media City, Dubai, UAE Tel: +971 4 558 7355 Email:dubai@i-amonline.com</div> <div> <div>I-AM</div> <div>           All materials copyright to I-AM.            Not to be reproduced or circulated without prior consent.            Do not scale from the drawing.         </div> </div> </div>	Drawing status		REV	DATE	DESCRIPTION	SECTION TITLE		SCALE	DATE		
	DESIGN INTENT					JOINERY		AS SHOWN @ A3	08.05.2023		
	<div>capital bank</div>					DRAWING TITLE		SECTION NO.	DRAWING NO.	REV NO	
						DIGITAL MIGRATOR					
						DRAWN BY	CHECKED BY				
						DZ	SA		300.1	/	



- CONTRACTOR TO LIAISE WITH LANDSCAPE VENDOR IN CASE ANY HOLES ARE REQUIRED FOR FOR EXCESS WATER TO PASS THROUGH
- CONTRACTOR TO ENSURE DEPTH FOR SOIL IN THIS UNIT IS 190MM
- CONTRACTOR TO PROVIDE ANY NECESSARY WATERPROOFING - IF REQUIRED





<div><div>Office # 414, Building 8, Dubai Media City, Dubai, UAE Tel: +971 4 558 7355 Email: dubai@i-amonline.com</div><div>All materials copyright to I-AM. Not to be reproduced or circulated without prior consent. Do not scale from the drawing.</div></div>	Drawing status	REV	DATE	DESCRIPTION	SECTION TITLE	SCALE	DATE	
	DESIGN INTENT				JOINERY	AS SHOWN @ A3	08.05.2023	
					DRAWING TITLE	SECTION NO.	DRAWING NO.	REV NO
					OLIVE TREE PLANTER			
					DRAWN BY	CHECKED BY		
					DZ	SA		

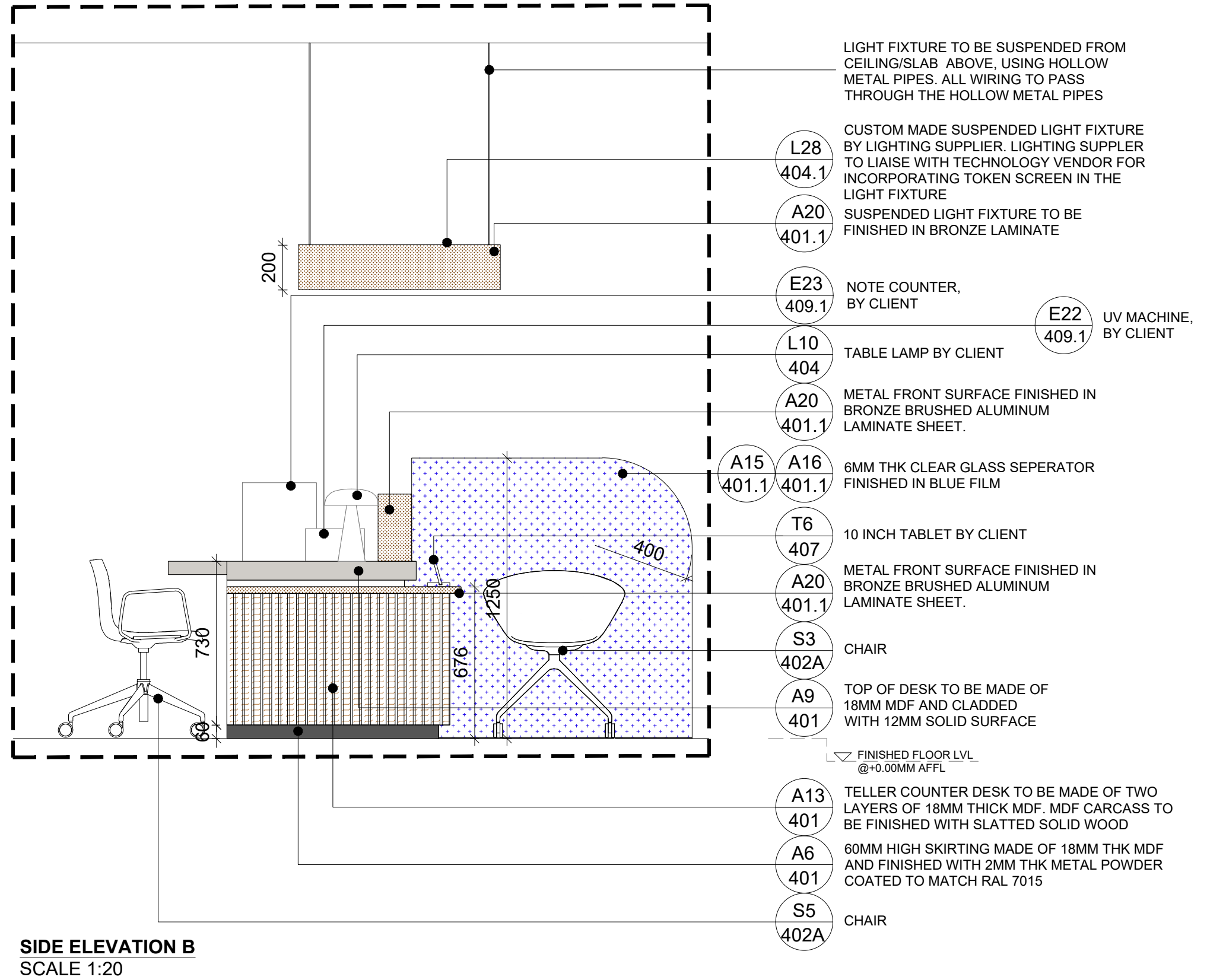


PLAN  
SCALE 1:20

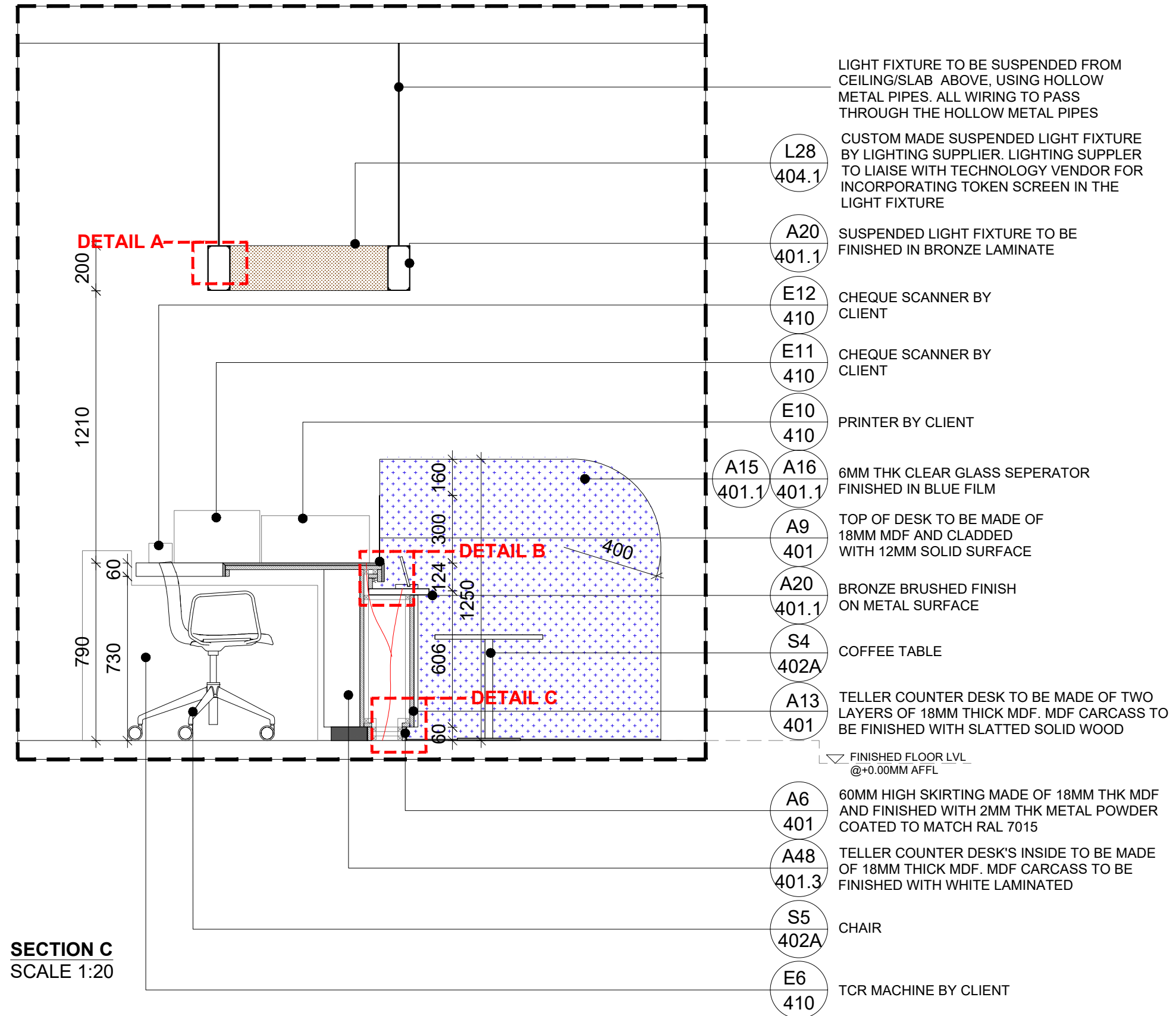
- NOTES:
- ALL EQUIPMENT BY CLIENT
  - FURNITURE SUPPLIER TO VERIFY ALL EQUIPMENT DIMENSIONS PRIOR TO FABRICATION AND PRODUCTION OF UNIT
  - ALL HARDWARE TO BE CONCEALED & HEAVY DUTY
  - ALL HARDWARE TO BE FROM BLUM
  - ALL INTERNAL SHELVES EDGES TO BE PENCIL ROUNDED
  - ALL FIXING & WIRING TO BE CONCEALED
  - ALL TELESCOPIC CHANNELS USED TO BE SOFT-CLOSING & HEAVY DUTY
  - FURNITURE SUPPLIER TO LIAISE WITH CLIENT FOR FINAL EQUIPMENT LIST REQUIRED FOR TELLER COUNTER
  - FURNITURE SUPPLIER TO OBTAIN EXACT POWER & DATA REQUIREMENTS FOR EQUIPMENT USED ON TELLER COUNTER
  - FURNITURE SUPPLIER TO INSTALL THE PDU BASED ON NOS. OF POWER POINTS REQUIRED BY CLIENT
  - FURNITURE SUPPLIER TO FINALIZE GROMMET HOLE LOCATION BASED ON EQUIPMENT FINAL LOCATION
  - ALL INTERNAL SHELVES EDGES TO BE PENCIL ROUNDED

<div><p>Office # 414, Building 8, Dubai Media City, Dubai, UAE Tel: +971 4 558 7355 Email: dubai@i-amonline.com</p><p>All materials copyright to I-AM. Not to be reproduced or circulated without prior consent. Do not scale from the drawing.</p></div>	Drawing status		REV	DATE	DESCRIPTION	SECTION TITLE		SCALE	DATE	
	DESIGN INTENT		A	08.06.2023	EQUIPMENT UPDATED, AS PER CLIENTS REQUEST	JOINERY		AS SHOWN @ A3	08.05.2023	
						DRAWING TITLE		SECTION NO.	DRAWING NO.	REV NO
						SELECT TELLER SELLER MODULE WITH SUSPENDED LIGHT			302	A
						DRAWN BY	CHECKED BY			
						DZ	SA			

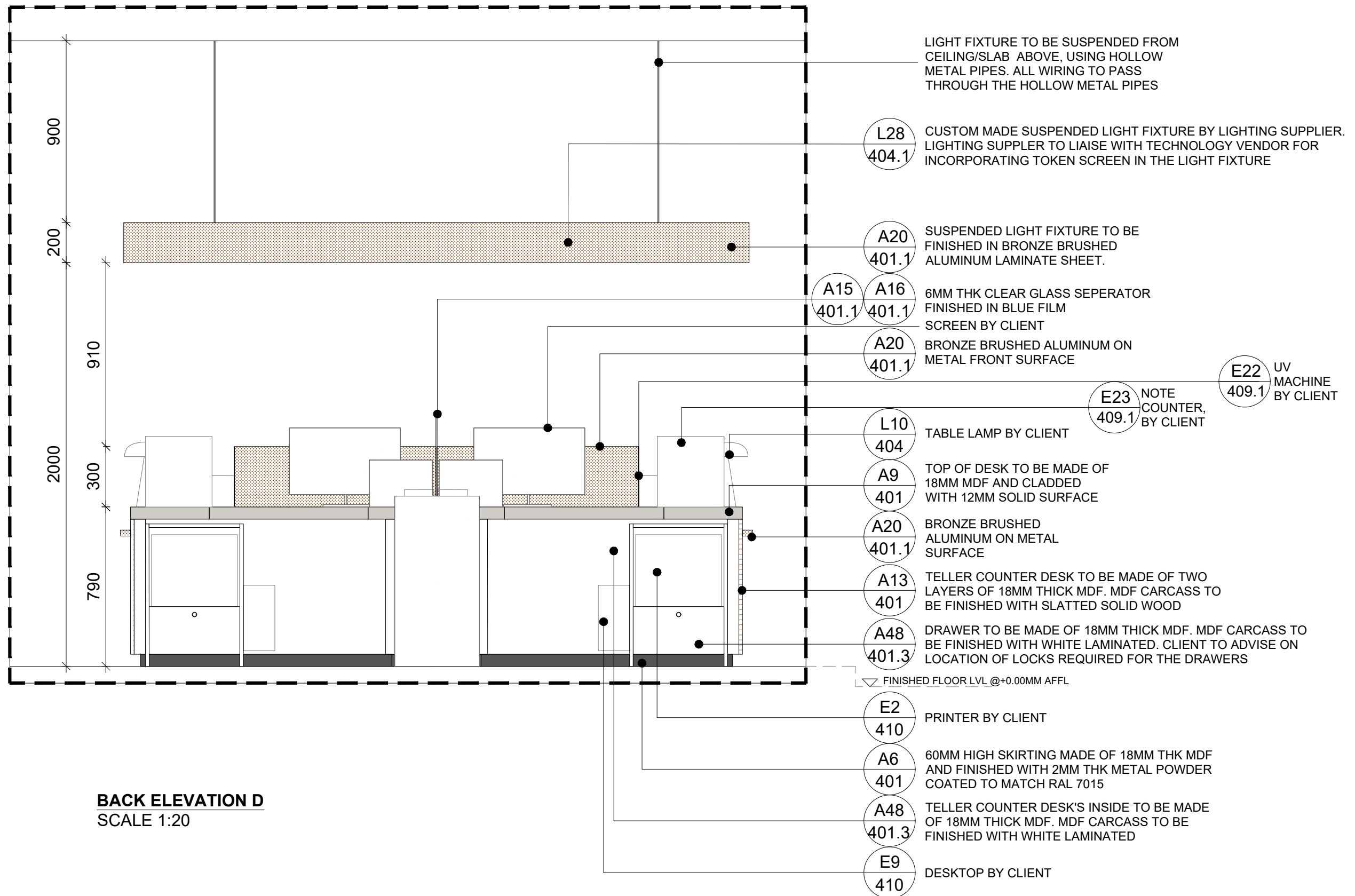




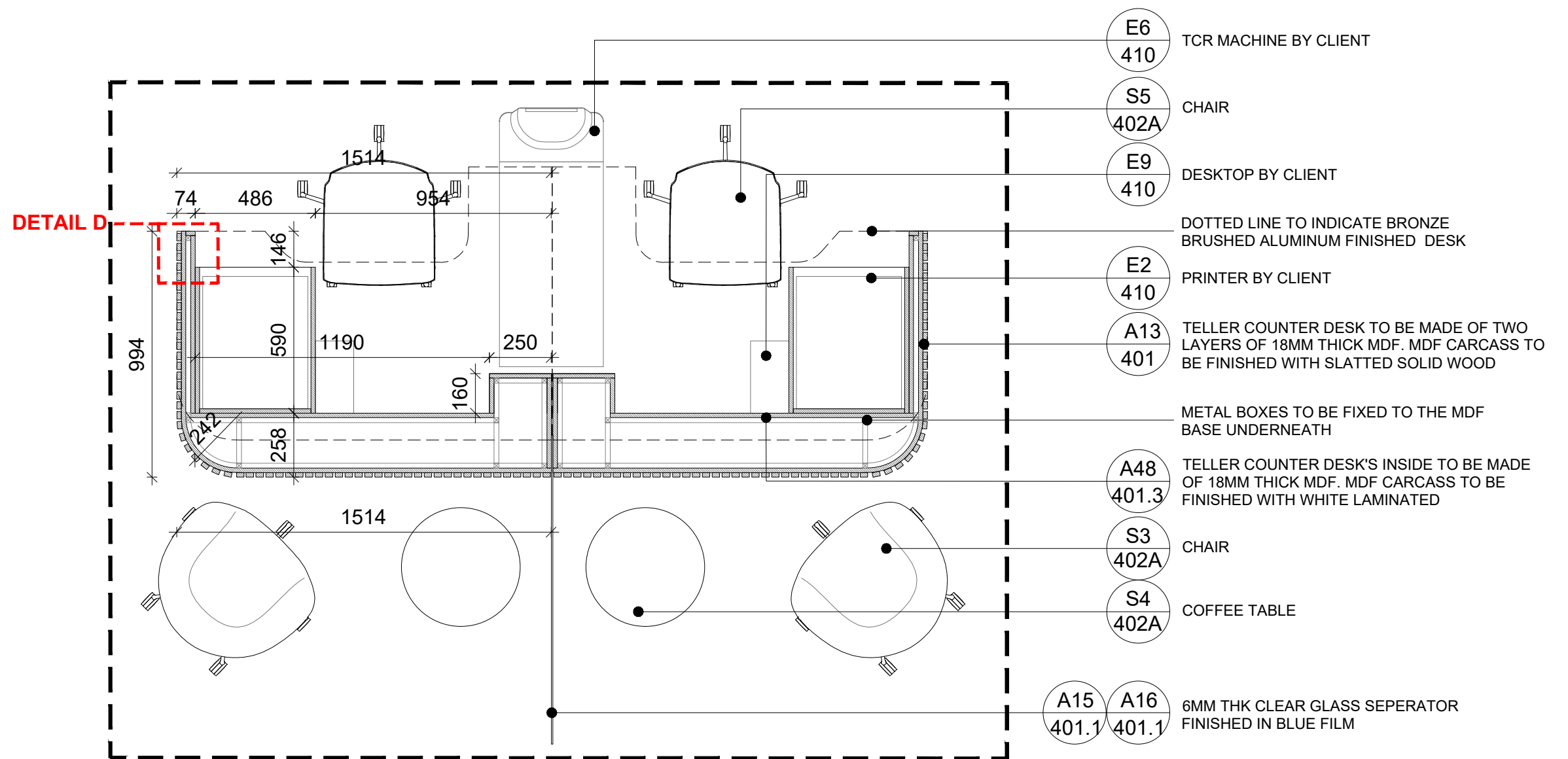
<div> <div>Office # 414, Building 8, Dubai Media City, Dubai, UAE Tel: +971 4 558 7355 Email:dubai@i-amonline.com</div> <div> <div>I-AM</div> <div>           All materials copyright to I-AM.            Not to be reproduced or circulated without prior consent.            Do not scale from the drawing.         </div> </div> </div>	Drawing status	REV	DATE	DESCRIPTION	SECTION TITLE		SCALE	DATE	
	DESIGN INTENT	A	08.06.2023	EQUIPMENT UPDATED, AS PER CLIENTS REQUEST	JOINERY		AS SHOWN @ A3	08.05.2023	
	<div>capital</div> <div>bank</div>				DRAWING TITLE		SECTION NO.	DRAWING NO.	REV NO
					SELECT TELLER SELLER MODULE WITH SUSPENDED LIGHT			302.2	A
					DRAWN BY	CHECKED BY			
					DZ	SA			



<div> <div>Office # 414, Building 8, Dubai Media City, Dubai, UAE Tel: +971 4 558 7355 Email:dubai@i-amonline.com</div> <div> <div>I-AM</div> <div>           All materials copyright to I-AM.            Not to be reproduced or circulated without prior consent.            Do not scale from the drawing.         </div> </div> </div>	Drawing status		REV	DATE	DESCRIPTION	SECTION TITLE		SCALE	DATE	
	DESIGN INTENT		A	08.06.2023	EQUIPMENT UPDATED, AS PER CLIENTS REQUEST	JOINERY		AS SHOWN @ A3	08.05.2023	
	<div>capital bank</div>					DRAWING TITLE		SECTION NO.	DRAWING NO.	REV NO
						SELECT TELLER SELLER MODULE WITH SUSPENDED LIGHT			302.3	A
						DRAWN BY	CHECKED BY			
						DZ	SA			

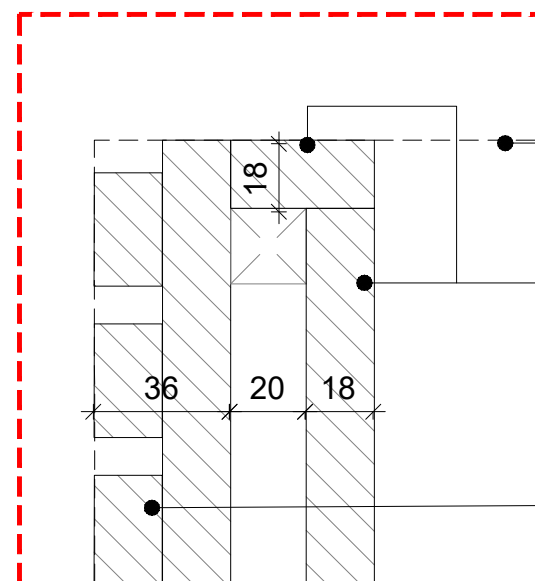
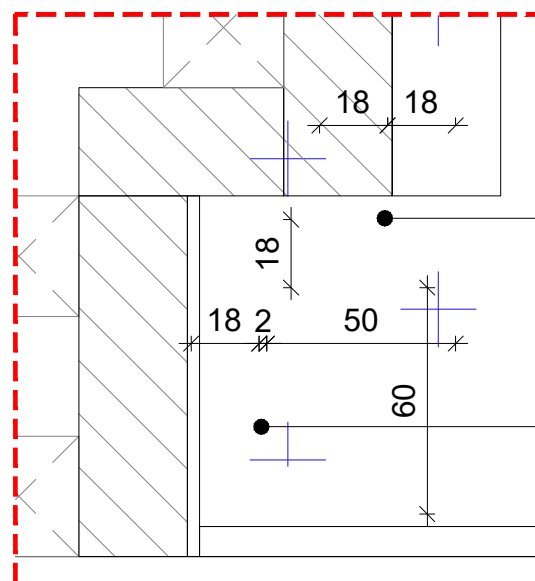
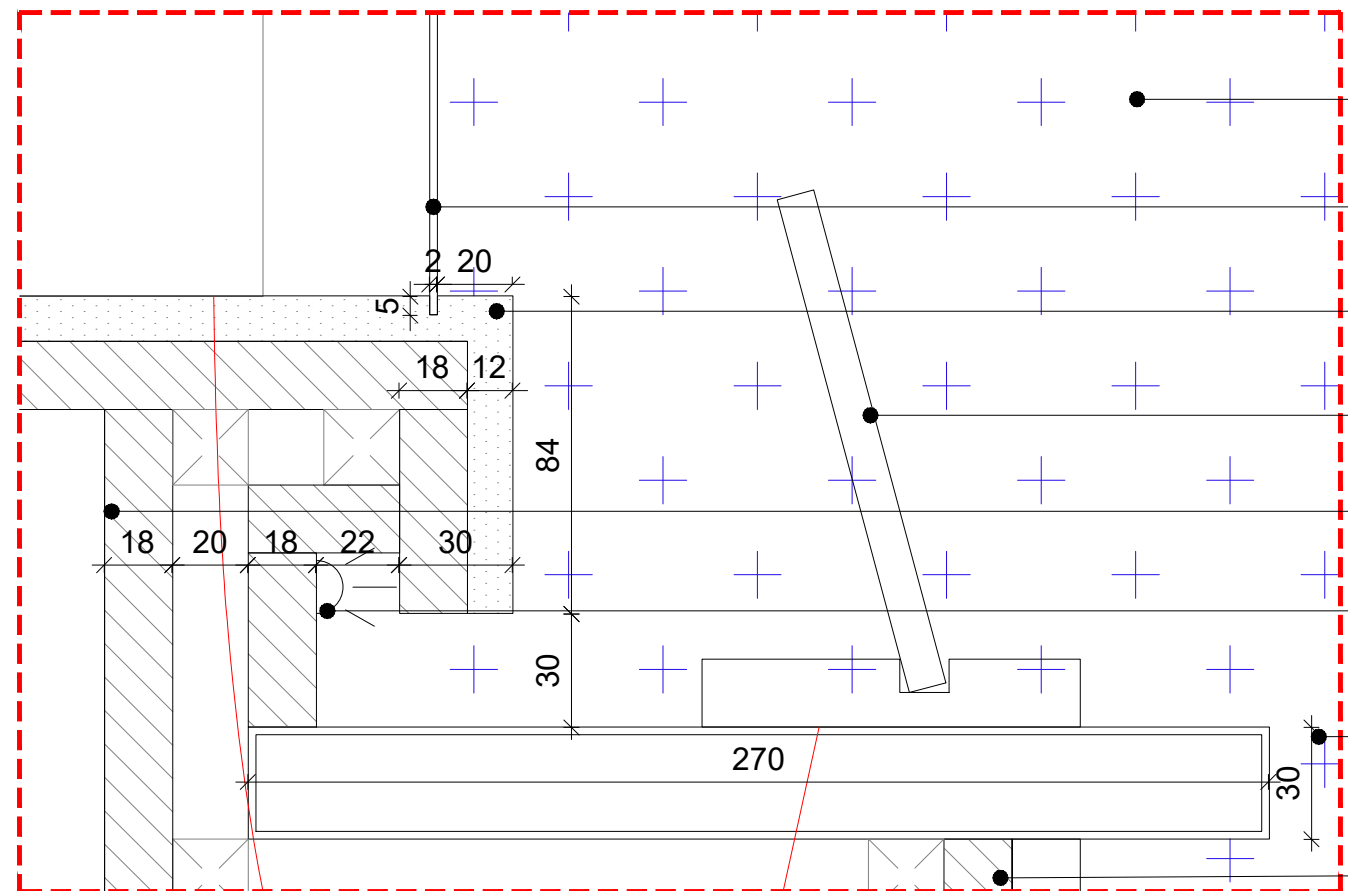
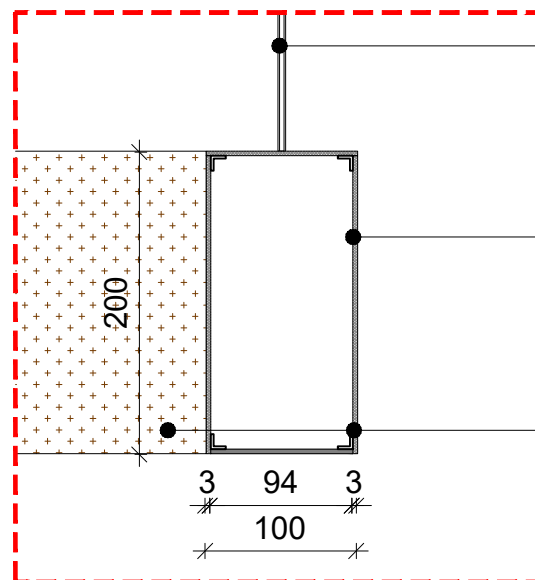


<div><div><div></div></div><div><div>Office # 414, Building 8, Dubai Media City, Dubai, UAE Tel: +971 4 558 7355 Email:dubai@i-amonline.com</div><div><div><div></div></div><div><div>capital b a n k</div></div></div></div><div><div><div></div><div>All materials copyright to I-AM. Not to be reproduced or circulated without prior consent. Do not scale from the drawing.</div></div></div></div>	Drawing status		REV	DATE	DESCRIPTION	SECTION TITLE		SCALE	DATE	
	DESIGN INTENT		A	08.06.2023	EQUIPMENT UPDATED, AS PER CLIENTS REQUEST	JOINERY		AS SHOWN @ A3	08.05.2023	
	<div></div>					DRAWING TITLE		SECTION NO.	DRAWING NO.	REV NO
						SELLER TELLER SELLER MODULE WITH SUSPENDED LIGHT				
						DRAWN BY	CHECKED BY			
						DZ	SA			



**SECTION E**  
SCALE 1:20

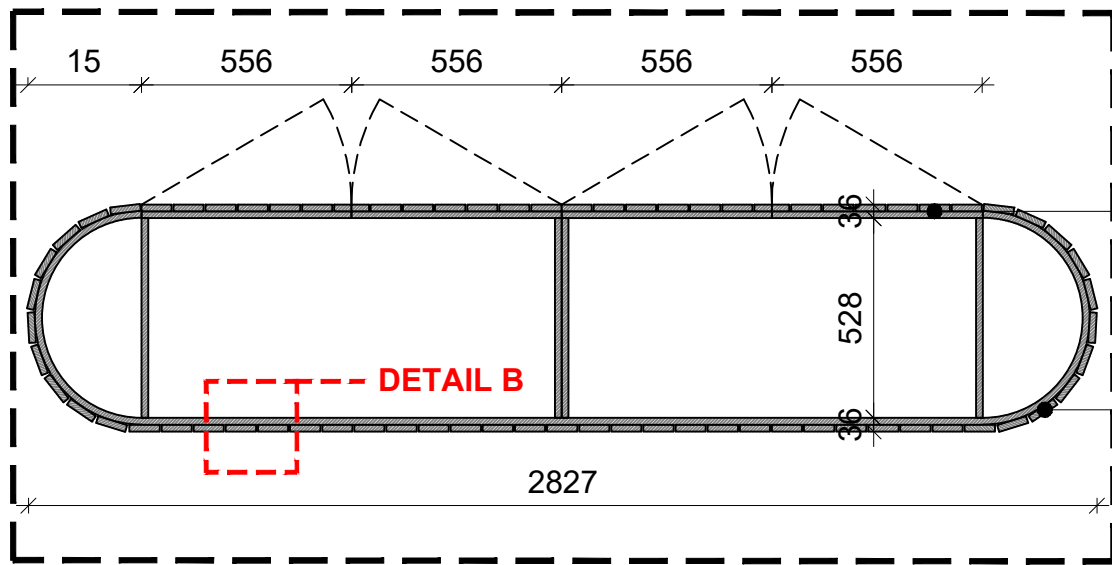
<div> <div>Office # 414, Building 8, Dubai Media City, Dubai, UAE Tel: +971 4 558 7355 Email:dubai@i-amonline.com</div> <div> <div>I-AM</div> <div> All materials copyright to I-AM. Not to be reproduced or circulated without prior consent. Do not scale from the drawing. </div> </div> </div>	Drawing status		REV	DATE	DESCRIPTION	SECTION TITLE		SCALE	DATE	
	DESIGN INTENT		A	08.06.2023	EQUIPMENT UPDATED, AS PER CLIENTS REQUEST	JOINERY		AS SHOWN @ A3	08.05.2023	
	<div>capital</div> <div>bank</div>					DRAWING TITLE		SECTION NO.	DRAWING NO.	REV NO
						SELECT TELLER SELLER MODULE WITH SUSPENDED LIGHT			302.5	A
						DRAWN BY	CHECKED BY			
						DZ	SA			



**NOTES:**

- CONTRACTOR TO VERIFY DIMENSIONS ON SITE PRIOR TO FABRICATION
- ALL HARDWARE TO BE HEAVY DUTY AND CONCEALED
- ALL HARDWARE TO BE BLUM
- ALL WIRING TO BE CONCEALED
- ALL FIXING TO BE CONCEALED





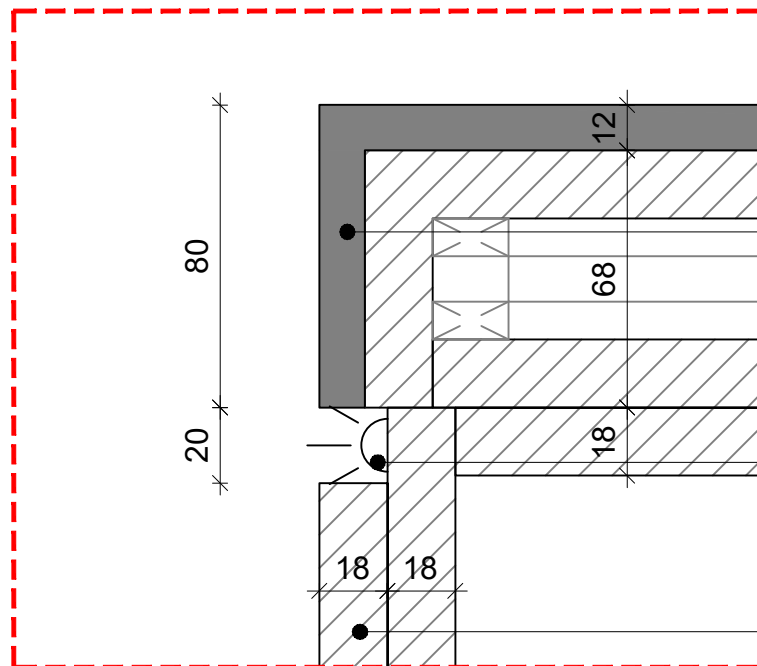
A20  
401.1

STORAGE SHUTTER MADE OF TWO 18 MM THK MDF PANEL.THE FIRST PANEL TO HAVE 5 X 5MM GROUVE AFTER EVERY 80 MM WIDE PANEL AND FINISHED WITH BRONZE BRUSHED LAMINATE. STORAGE TO HAVE MAGNETIC PUSH SYSTEM

A20  
401.1

DIGITAL MIGRATOR DESK BASE MADE OF TWO 18 MM THK MDF PANEL.THE FIRST PANEL TO HAVE 5 X 5MM GROUVE AFTER EVERY 80 MM WIDE PANEL AND FINISHED WITH BRONZE BRUSHED LAMINATE.

**SECTION C**  
SCALE 1:20



A23  
401.1

THE COUNTERTOP TO BE MADE OF 18MM MDF AND CLADDED WITH 12MM THK MARBLE

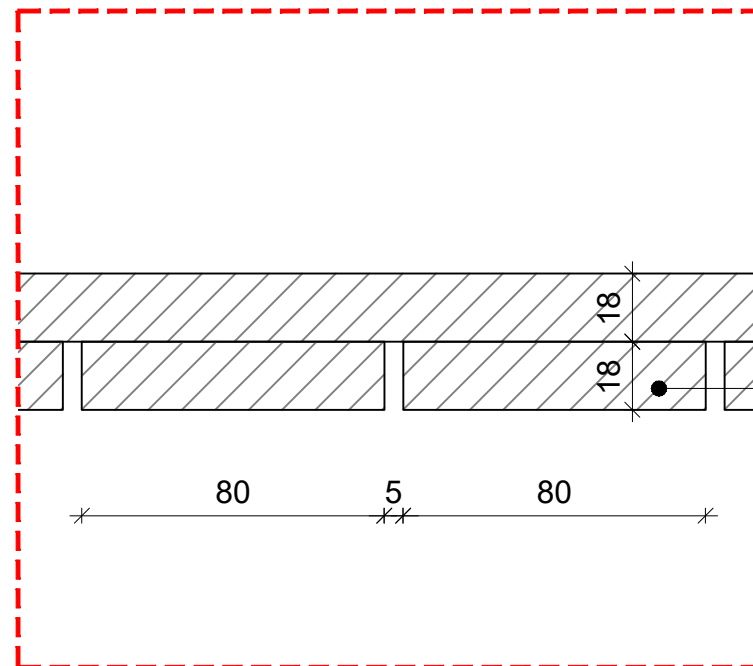
L19  
404.1

HIDDEN LED LIGHTING

A20  
401.1

STORAGE SHUTTER MADE OF TWO 18 MM THK MDF PANEL.THE FIRST PANEL TO HAVE 5 X 5MM GROUVE AFTER EVERY 80 MM WIDE PANEL AND FINISHED WITH BRONZE BRUSHED LAMINATE. STORAGE TO HAVE MAGNETIC PUSH SYSTEM



**DETAIL A**  
SCALE 1:2

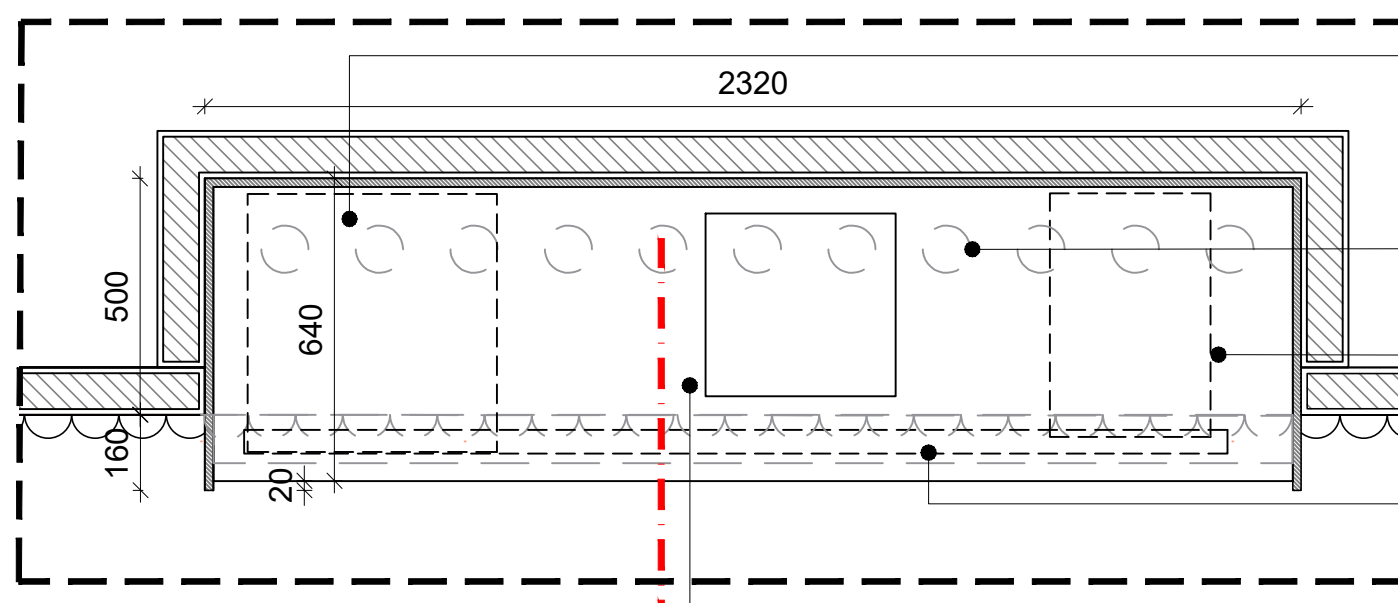


A20  
401.1

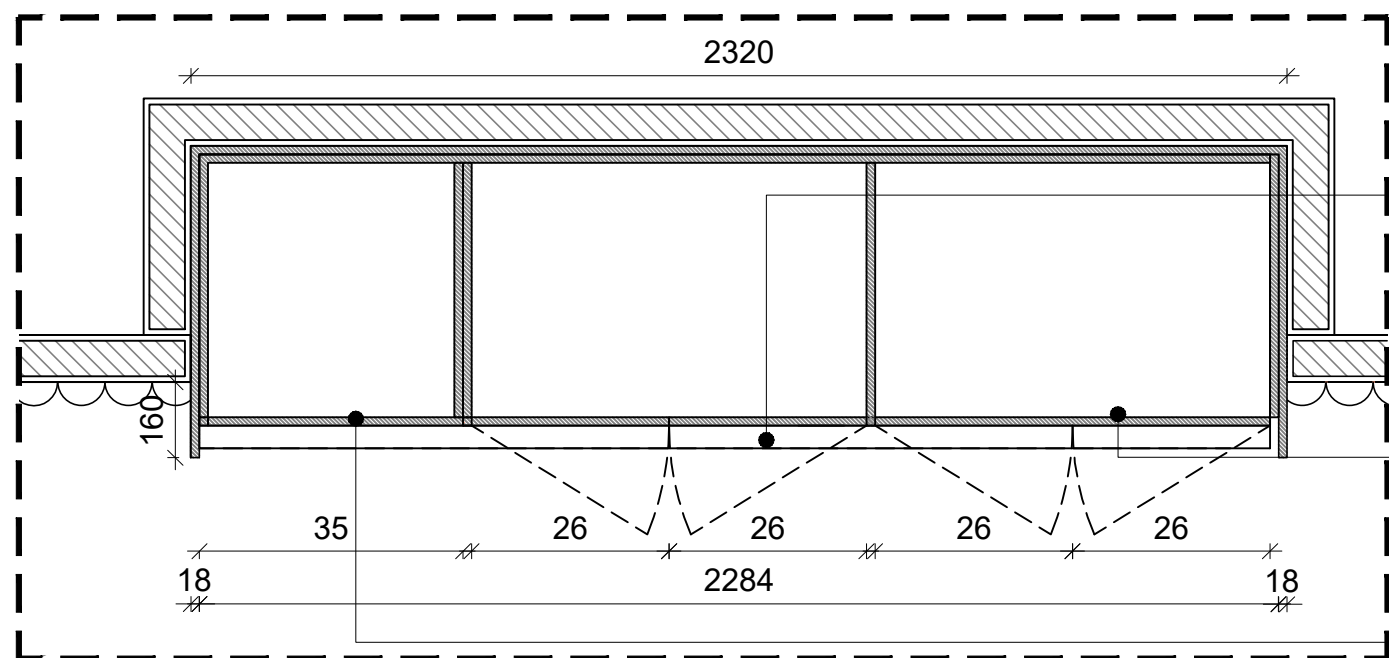
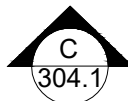
DIGITAL MIGRATOR DESK BASE MADE OF TWO 18 MM THK MDF PANEL.THE FIRST PANEL TO HAVE 5 X 5MM GROUVE AFTER EVERY 80 MM WIDE PANEL AND FINISHED WITH BRONZE BRUSHED LAMINATE.

**DETAIL B**  
SCALE 1:2

<div><div>Office # 414, Building 8, Dubai Media City, Dubai, UAE Tel: +971 4 558 7355 Email: dubai@i-amonline.com</div><div>All materials copyright to I-AM. Not to be reproduced or circulated without prior consent. Do not scale from the drawing.</div></div>	Drawing status	REV	DATE	DESCRIPTION	SECTION TITLE	SCALE	DATE	
	DESIGN INTENT				JOINERY	AS SHOWN @ A3	08.05.2023	
	<div></div>				DRAWING TITLE	SECTION NO.	DRAWING NO.	REV NO
					SELECT HOSPITALITY BAR		313.1	/
					DRAWN BY	CHECKED BY		
					DZ	SA		



**PLAN**  
SCALE 1:16



**SECTION A**  
SCALE 1:16

B12  
408

BOTTLE COOLER

X7  
405

DOTTED LINE TO  
INDICATE ARTIFICIAL  
TOP HANGED PLANT

E3  
409

DOTTED LINE TO INDICATE  
COFFEE MACHINE

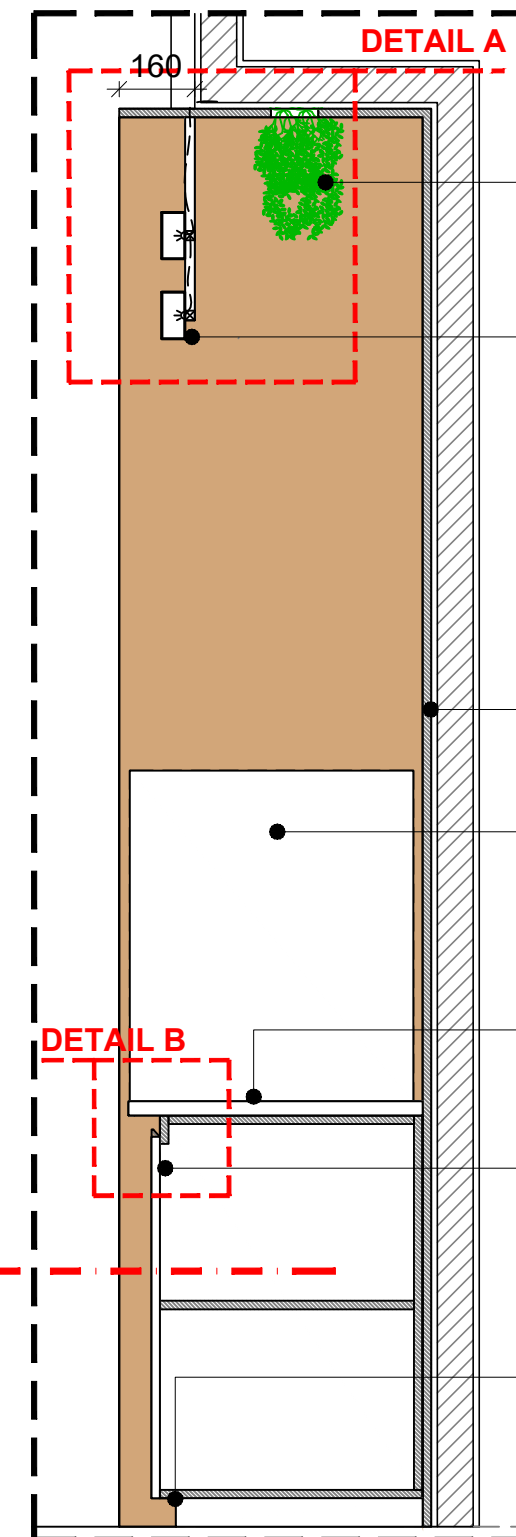
A47  
401.3

DOTTED LINE TO INDICATE  
3MM THK ACRYLIC LETTERS  
SIGNAGE FIXED TO THE METAL  
STRIP BEHIND I. REFER  
SIGNAGE PACK FOR DETAILS

THE COUNTERTOP TO BE MADE  
OF 18MM MDF AND CLADDED  
WITH 12MM THK BLACK CORIAN

**NOTES:**

- CONTRACTOR TO VERIFY DIMENSIONS ON SITE PRIOR TO FABRICATION
- ALL HARDWARE TO BE HEAVY DUTY AND CONCEALED
- ALL HARDWARE TO BE BLUM
- ALL WIRING TO BE CONCEALED
- ALL FIXING TO BE CONCEALED



**SECTION B**  
SCALE 1:16

X7  
405

ARTIFICIAL TOP  
HANGED PLANT

3MM THK ACRYLIC  
LETTERS SIGNAGE FIXED  
TO THE METAL STRIP  
BEHIND IT. REFER  
SIGNAGE PACK FOR  
DETAILS

A10  
401

SURFACE MADE OF  
18MM THK MDF  
FINISHED IN VENEER

E3  
409

COFFEE MACHINE

A47  
401.3

THE COUNTERTOP TO BE  
MADE OF 18MM THK MDF AND  
CLADDED WITH 12MM  
THK BLACK CORIAN

A10  
401

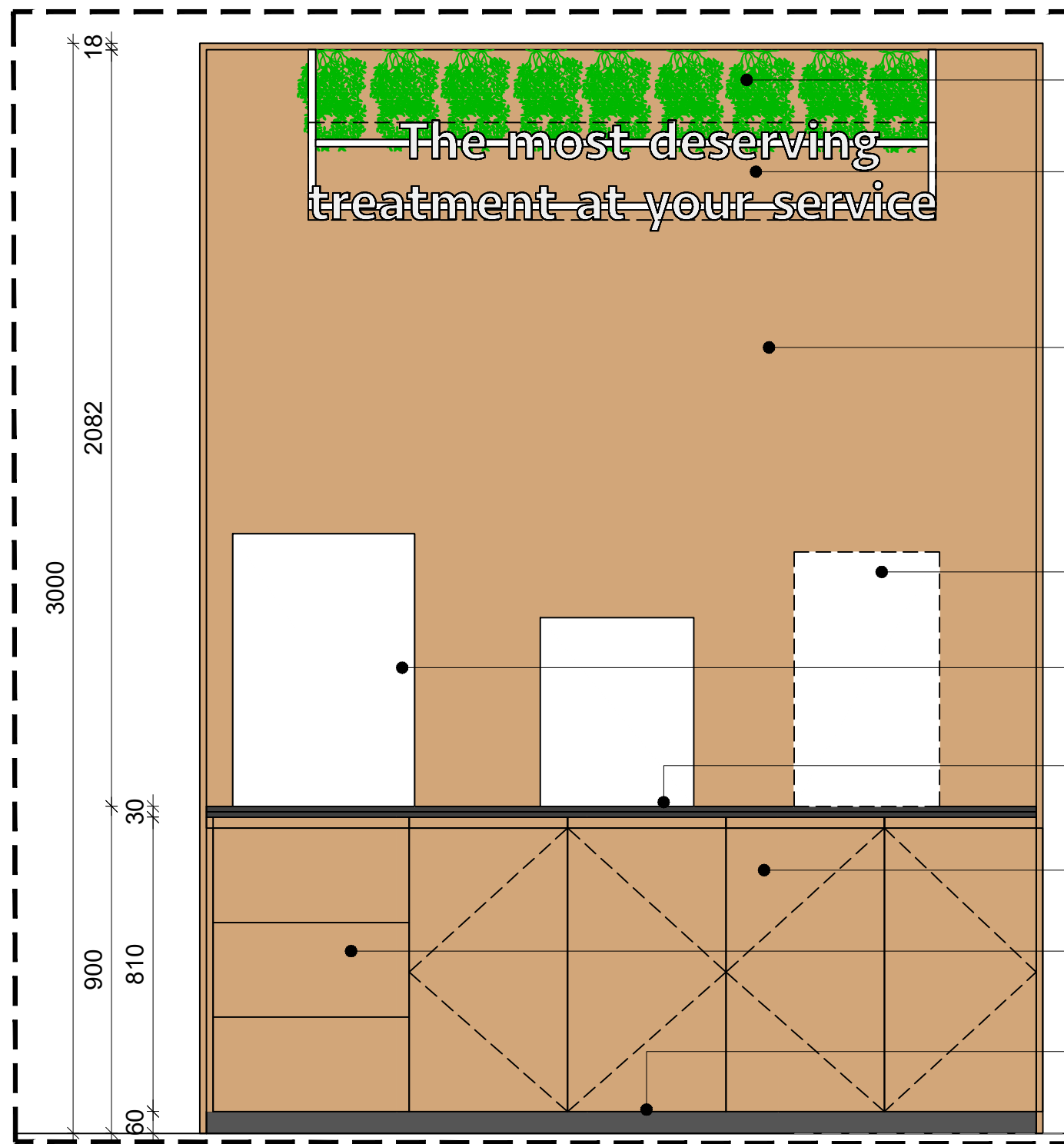
CUPBOARD MADE OF  
18MM THK MDF FINISHED  
IN VENEER

A6  
401

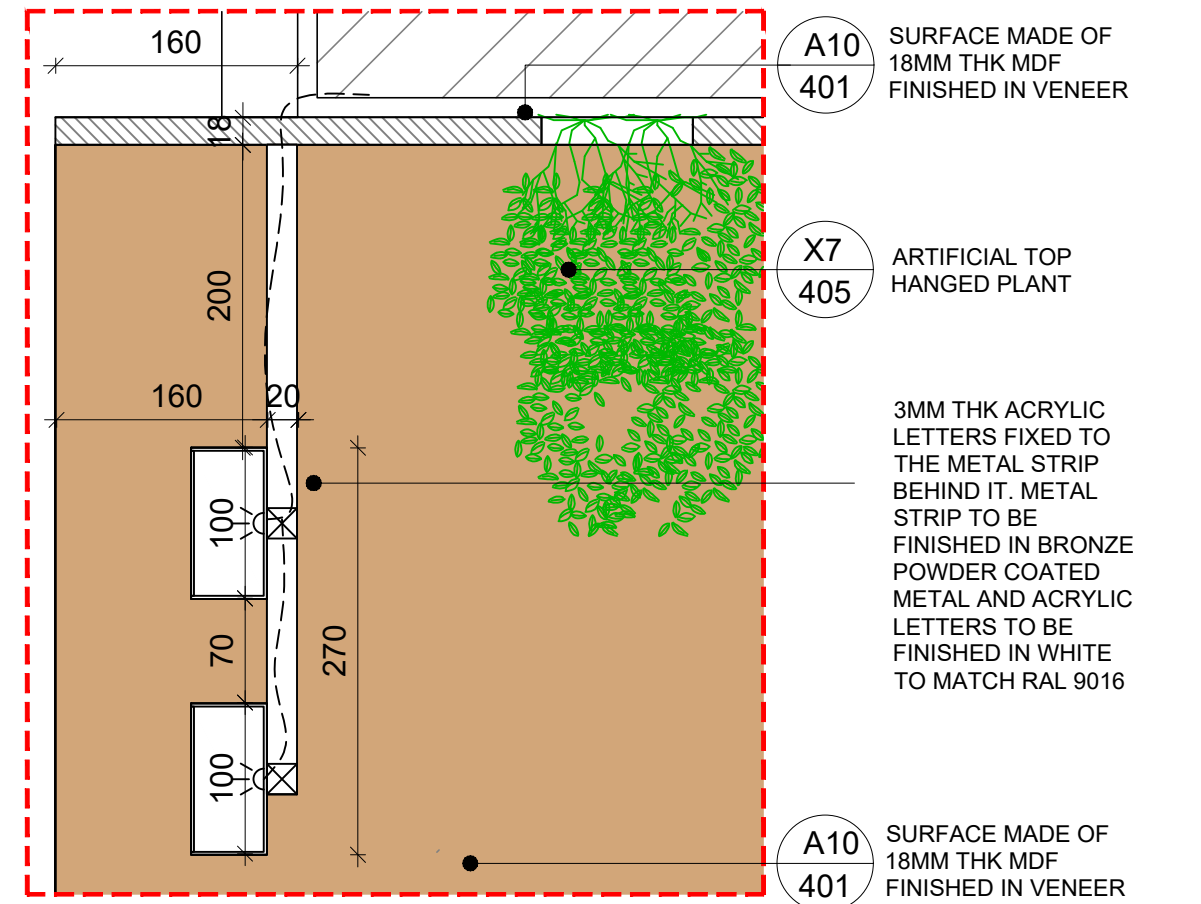
60MM HIGH SKIRTING  
MADE OF 18MM THK  
MDF AND FINISHED  
WITH 2MM THK METAL  
POWDER COATED TO  
MATCH RAL 7015

FINISHED FLOOR LVL  
@+0.00MM AFFL

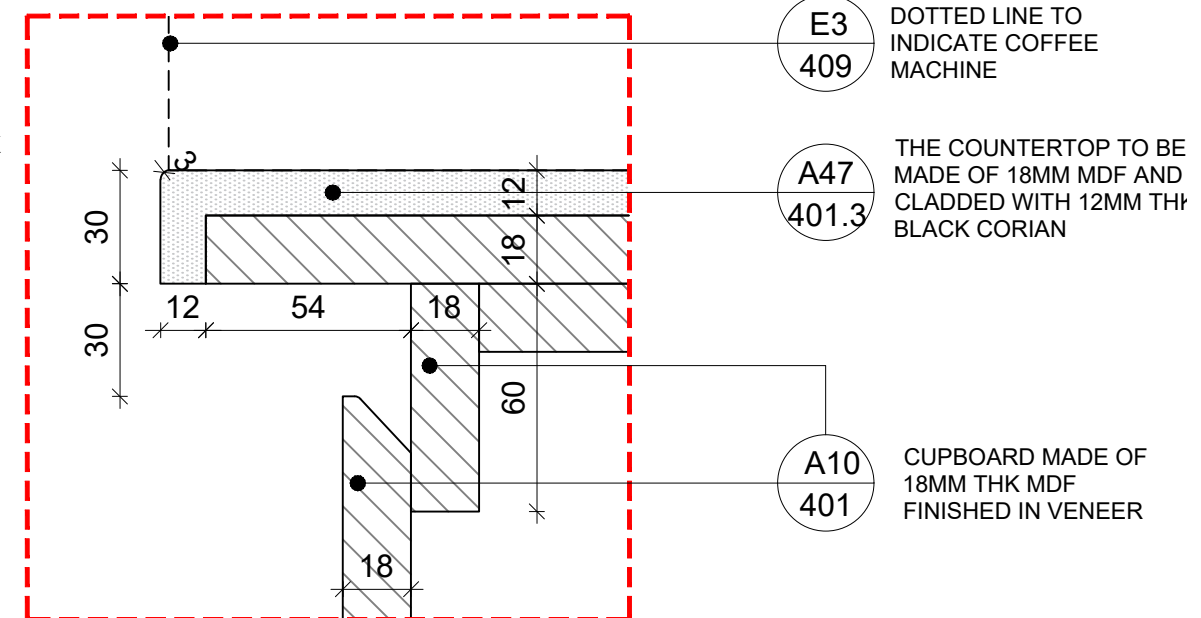
<div> <div>Office # 414, Building 8, Dubai Media City, Dubai, UAE Tel: +971 4 558 7355 Email: dubai@i-amonline.com</div> <div> <div>I-AM</div> <div>All materials copyright to I-AM. Not to be reproduced or circulated without prior consent. Do not scale from the drawing.</div> </div> </div>	Drawing status			REV	DATE	DESCRIPTION	SECTION TITLE		SCALE	DATE		
	DESIGN INTENT						JOINERY		AS SHOWN @ A3	08.05.2023		
	<div>capital bank</div>						DRAWING TITLE		SECTION NO.	DRAWING NO.	REV NO	
							SELECT HOSPITALITY WALL UNIT			304	/	
							DRAWN BY	CHECKED BY				
							DZ	SA				



FRONT ELEVATION C  
SCALE 1:16



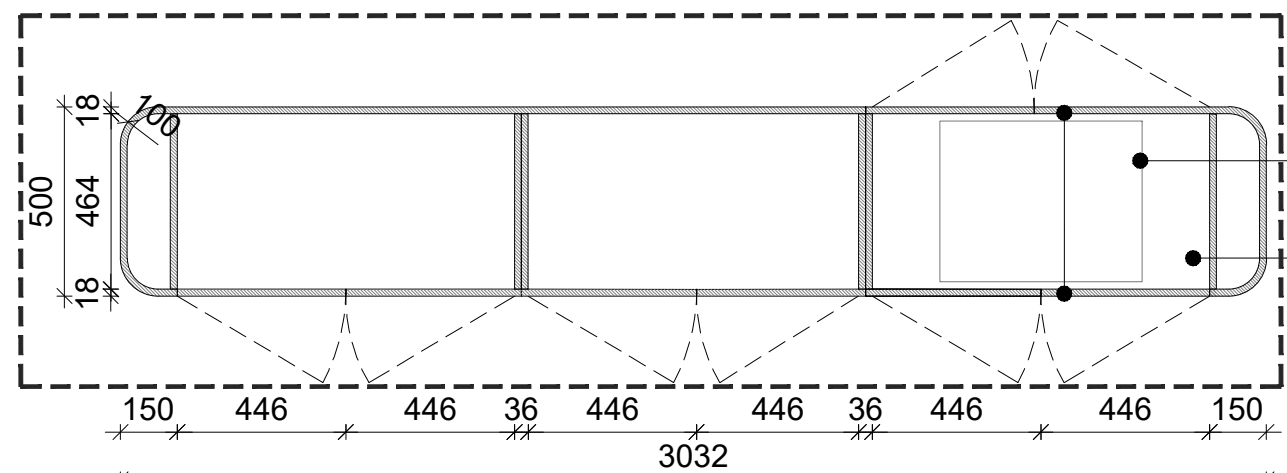
DETAIL A  
SCALE 1:2



DETAIL B  
SCALE 1:2

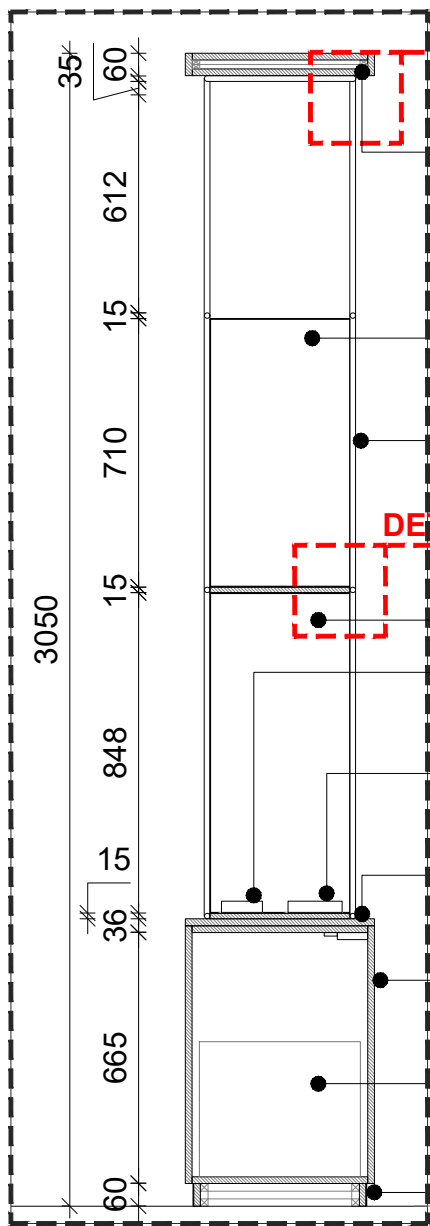
<div><div><div></div><div>I-AM</div></div><div>Office # 414, Building 8, Dubai Media City, Dubai, UAE Tel: +971 4 558 7355 Email: dubai@i-amonline.com</div><div>All materials copyright to I-AM. Not to be reproduced or circulated without prior consent. Do not scale from the drawing.</div></div>	Drawing status	REV	DATE	DESCRIPTION	SECTION TITLE		SCALE	DATE	
	DESIGN INTENT				JOINERY		AS SHOWN @ A3	08.05.2023	
	<div><div>capital</div><div>bank</div></div>				DRAWING TITLE		SECTION NO.	DRAWING NO.	REV NO
					SELECT HOSPITALITY WALL UNIT			304.1	/
					DRAWN BY	CHECKED BY			
					DZ	SA			





- E2  
410  
PRINTER INSIDE OF STORAGE
- A25  
401.1  
STORAGE CABINET AND INSIDE  
MADE OF 18MM THK MDF WITH  
BEIGE PU PAINT FINISH

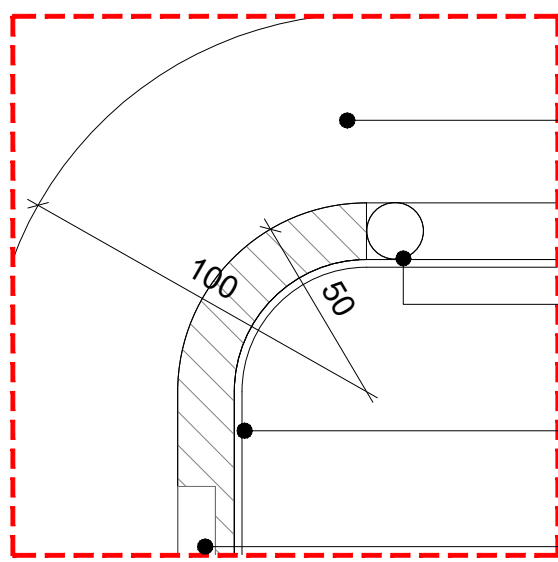
SECTION C  
SCALE 1:20



- A25  
401.1  
TOP OF THE DIVIDER  
MODULE MADE OF 18MM THK  
MDF WITH BEIGE PU PAINT  
FINISH
- A24  
401  
2MM THK FRONT OPEN METAL  
BOX WITH BLUE POWDER COAT  
FINISH
- A46  
401.3  
METAL PIPE MADE OF 15MM  
RADIUS WITH BRONZE  
POWDER COATED
- A17  
401.1  
2MM THK FRONT OPEN  
METAL BOX WITH GREY
- E20  
409.1  
ID READER
- E21  
409.1  
FINGER PRINT  
SCANNER
- A26  
401.1  
TOP OF THE STORAGE  
CABINET MADE OF 18MM THK  
MDF WITH STONE LOOK  
LAMINATED FINISH
- A25  
401.1  
STORAGE CABINET MADE OF  
18MM THK MDF WITH BEIGE  
PU PAINT FINISH
- E2  
410  
PRINTER INSIDE OF STORAGE
- A6  
401  
60MM HIGH SKIRTING MADE OF  
18MM THK MDF AND FINISHED  
WITH 2MM THK METAL POWDER  
COATED TO MATCH RAL 7015

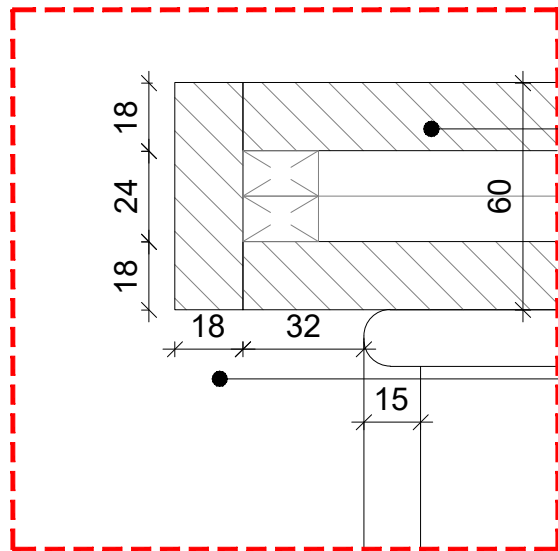
SECTION D  
SCALE 1:20

FINISHED FLOOR LVL  
@+0.00MM AFFL



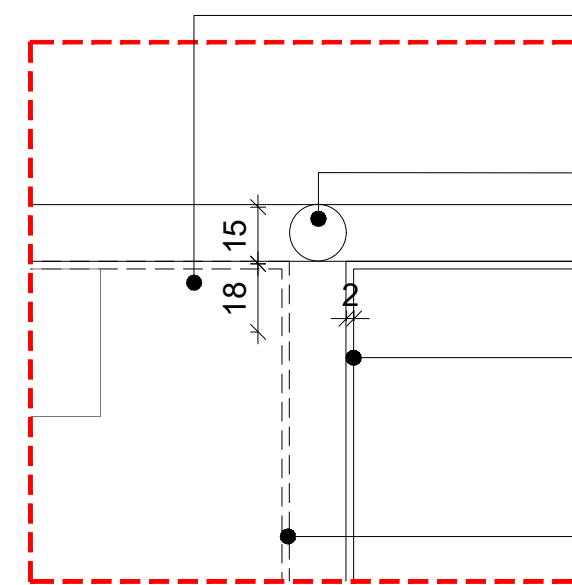
- A26  
401.1  
TOP OF THE  
STORAGE CABINET  
MADE OF 18MM THK  
MDF WITH STONE  
LOOK LAMINATED  
FINISH
- A46  
401.3  
METAL PIPE MADE OF  
15MM RADIUS WITH  
BRONZE POWDER  
COATED
- A24  
401.1  
2MM THK CLOSED  
METAL BOX WITH  
BLUE POWDER COAT  
FINISH
- T6  
407  
10" TABLET

DETAIL B  
SCALE 1:2



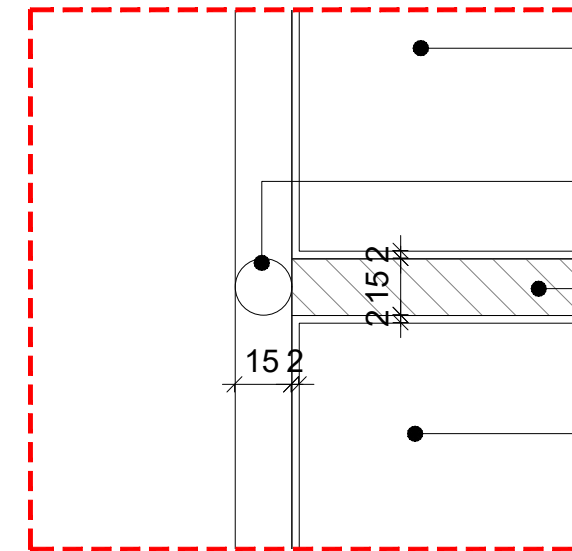
- A25  
401.1  
TOP OF THE DIVIDER  
MODULE MADE OF  
18MM THK MDF WITH  
BEIGE PU PAINT  
FINISH
- A46  
401.3  
METAL PIPE MADE OF  
15MM RADIUS WITH  
BRONZE POWDER  
COATED

DETAIL C  
SCALE 1:2





- A17  
401.1  
18MM THK MDF  
PANEL WITH  
GREY POWDER  
COAT FINISH
- A46  
401.3  
METAL PIPE  
MADE OF  
15MM RADIUS  
WITH BRONZE  
POWDER  
COATED
- A24  
401.1  
2MM THK  
FRONT OPEN  
METAL BOX  
WITH BLUE  
POWDER  
COAT FINISH
- DOTTED LINE TO  
INDICATE FRONT  
OPEN METAL  
BOX WITH BLUE  
POWDER  
COATED FINISH

DETAIL A  
SCALE 1:2

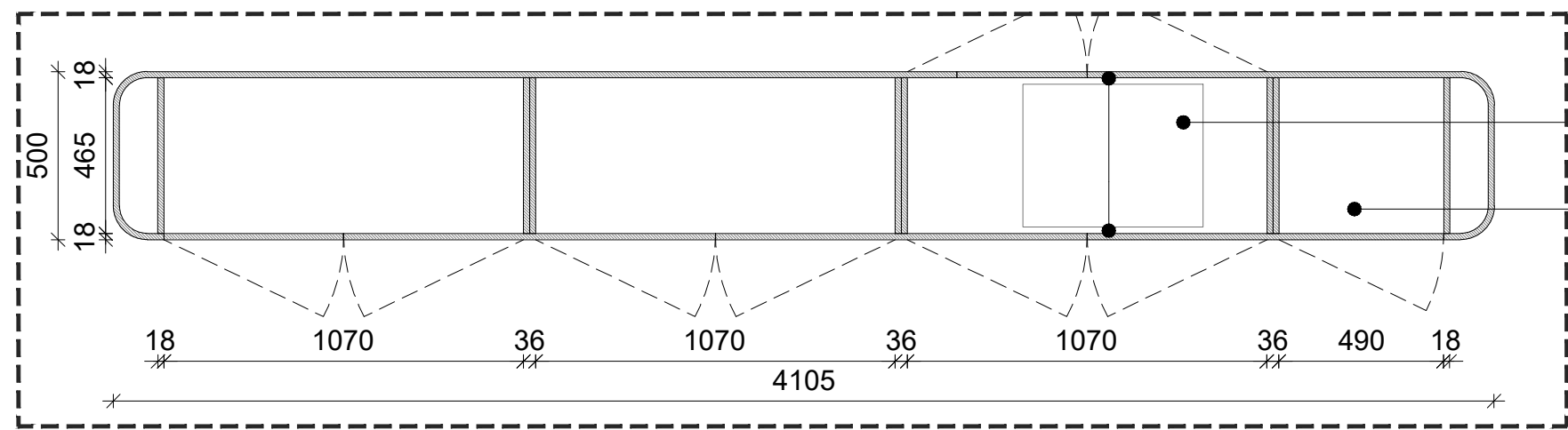


- A24  
401.1  
2MM THK FRONT OPEN  
METAL BOX WITH BLUE  
POWDER COAT FINISH
- A46  
401.3  
METAL PIPE MADE OF  
15MM RADIUS WITH  
BRONZE POWDER  
COATED
- A17  
401.1  
15MM THK MDF  
PANEL WITH GREY  
POWDER COAT  
FINISH
- A17  
401  
2MM THK FRONT  
OPEN METAL BOX  
WITH GREY POWDER  
COAT FINISH

DETAIL D  
SCALE 1:2

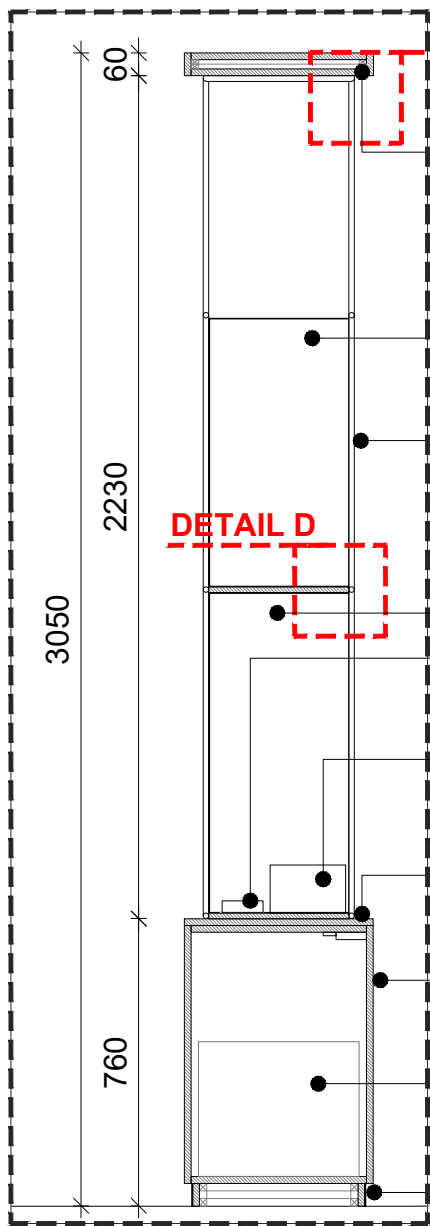
<div><p>Office # 414, Building 8, Dubai Media City, Dubai, UAE Tel: +971 4 558 7355 Email: dubai@i-amonline.com</p><p>All materials copyright to I-AM. Not to be reproduced or circulated without prior consent. Do not scale from the drawing.</p></div>	Drawing status		REV	DATE	DESCRIPTION	SECTION TITLE		SCALE	DATE	
	DESIGN INTENT		A	08.06.2023	EQUIPMENT UPDATED, AS PER CLIENTS REQUEST	JOINERY		AS SHOWN @ A3	08.05.2023	
	<div></div>					DRAWING TITLE		SECTION NO.	DRAWING NO.	REV NO
						MULTIPURPOSE DIVIDER MODULE			305.1	A
						DRAWN BY	CHECKED BY			
						DZ	SA			





SECTION C  
SCALE 1:20

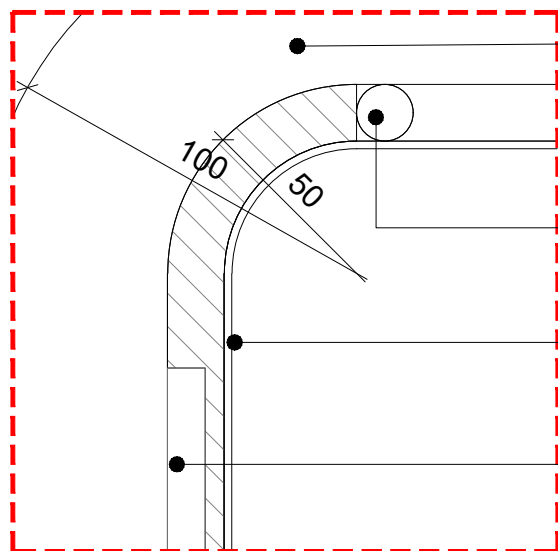
- E2 410 PRINTER INSIDE OF STORAGE
- A25 401.1 STORAGE CABINET AND INSIDE MADE OF 18MM THK MDF WITH BEIGE PU PAINT FINISH



SECTION D  
SCALE 1:20

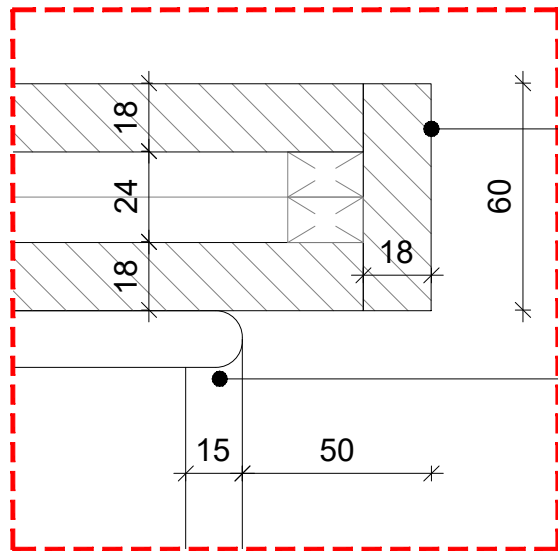
- DETAIL C: A25 401.1 TOP OF THE DIVIDER MODULE MADE OF 18MM THK MDF WITH BEIGE PU PAINT FINISH
- A24 401 2MM THK CLOSE METAL BOX WITH BLUE POWDER COAT FINISH
- A46 401.3 METAL PIPE MADE OF 15MM RADIUS WITH BRONZE POWDER COATED
- A24 401 2MM THK CLOSE METAL BOX WITH BLUE POWDER COAT FINISH
- E20 409.1 ID CARD READER, BY CLIENT
- E16 409.1 PASSPORT READER, BY CLIENT
- A26 401.1 TOP OF THE STORAGE CABINET MADE OF 18MM THK MDF WITH STONE LOOK LAMINATED FINISH
- A25 401.1 STORAGE CABINET MADE OF 18MM THK MDF WITH BEIGE PU PAINT FINISH
- E2 410 PRINTER INSIDE OF STORAGE
- A6 401 60MM HIGH SKIRTING MADE OF 18MM THK MDF AND FINISHED WITH 2MM THK METAL POWDER COATED TO MATCH RAL 7015

FINISHED FLOOR LVL @+0.00MM AFFL



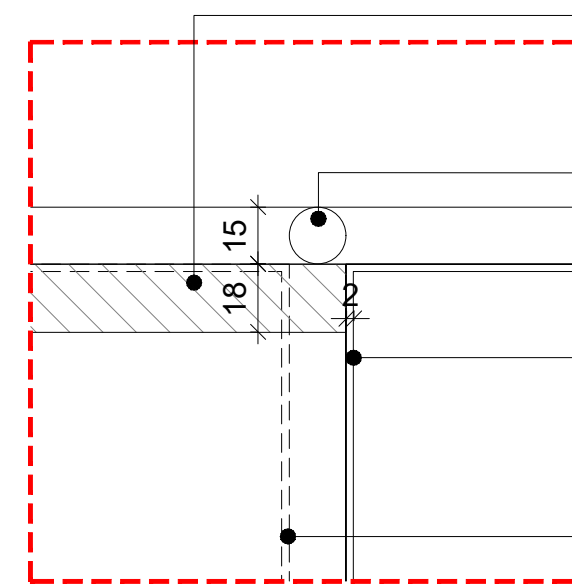
DETAIL B  
SCALE 1:2

- A26 401.1 TOP OF THE STORAGE CABINET MADE OF 18MM THK MDF WITH STONE LOOK LAMINATED FINISH
- A46 401.3 METAL PIPE MADE OF 15MM RADIUS WITH BRONZE POWDER COATED
- A24 401.1 2MM THK CLOSED METAL BOX WITH BLUE POWDER COAT FINISH
- T6 407 10" TABLET



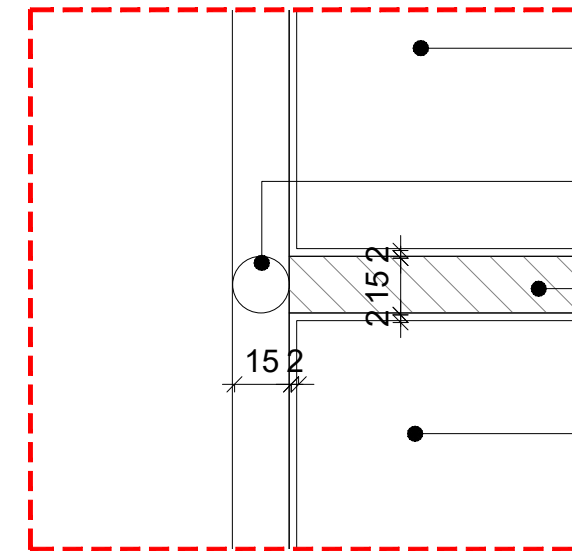
DETAIL C  
SCALE 1:2

- A25 401.1 TOP OF THE DIVIDER MODULE MADE OF 18MM THK MDF WITH BEIGE PU PAINT FINISH
- A46 401.3 METAL PIPE MADE OF 15MM RADIUS WITH BRONZE POWDER COATED



DETAIL A  
SCALE 1:2

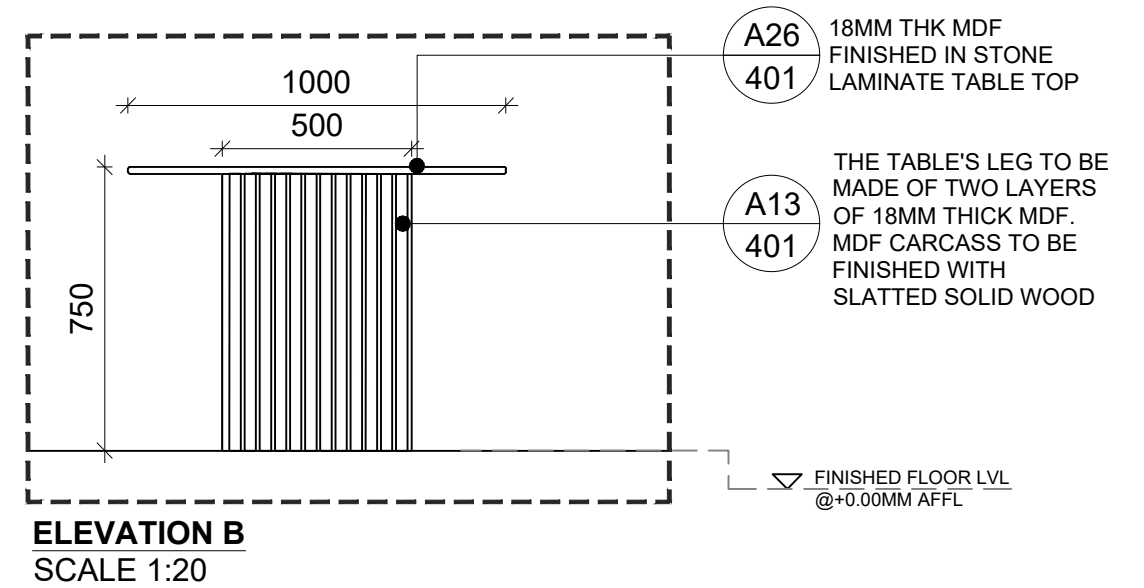
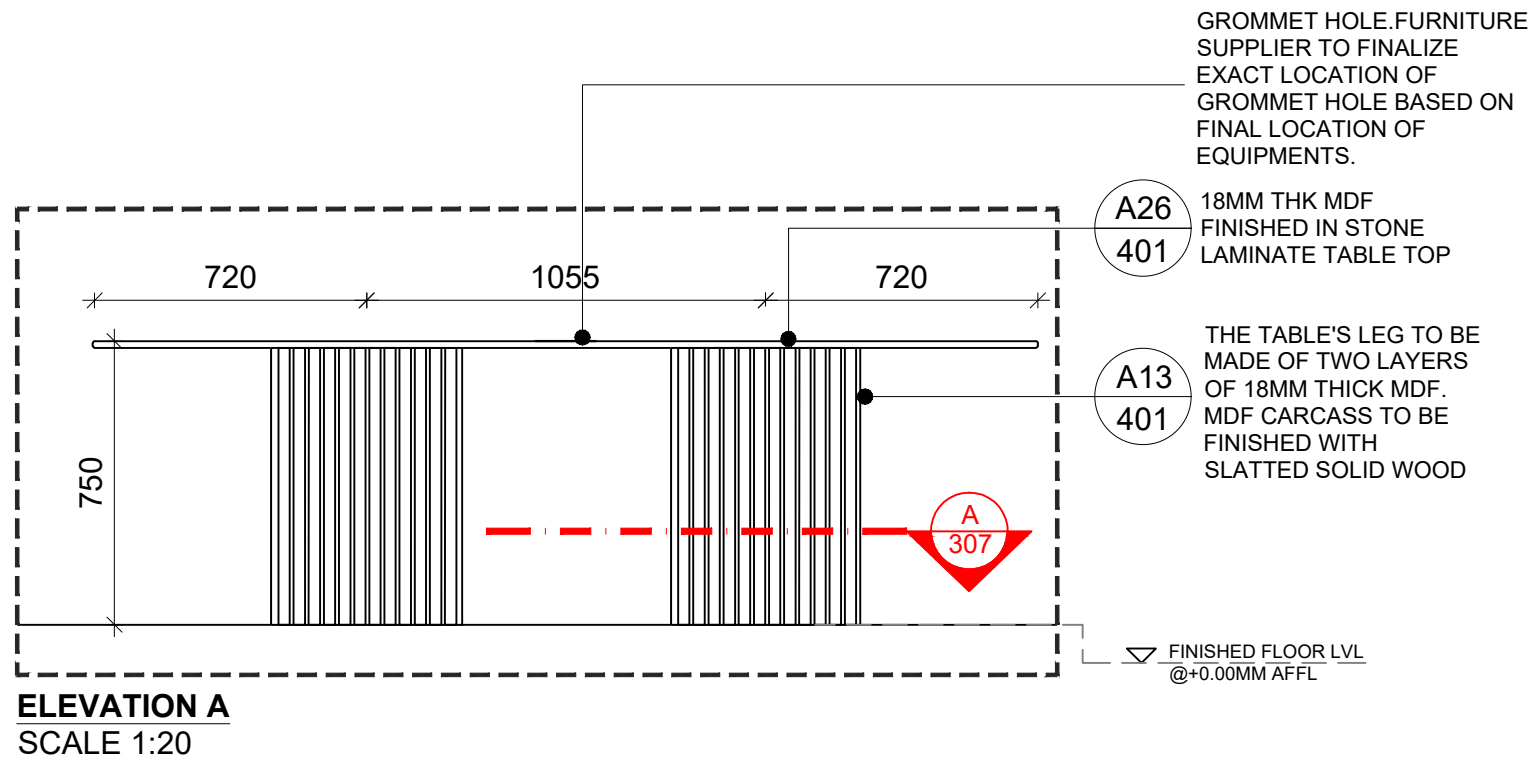
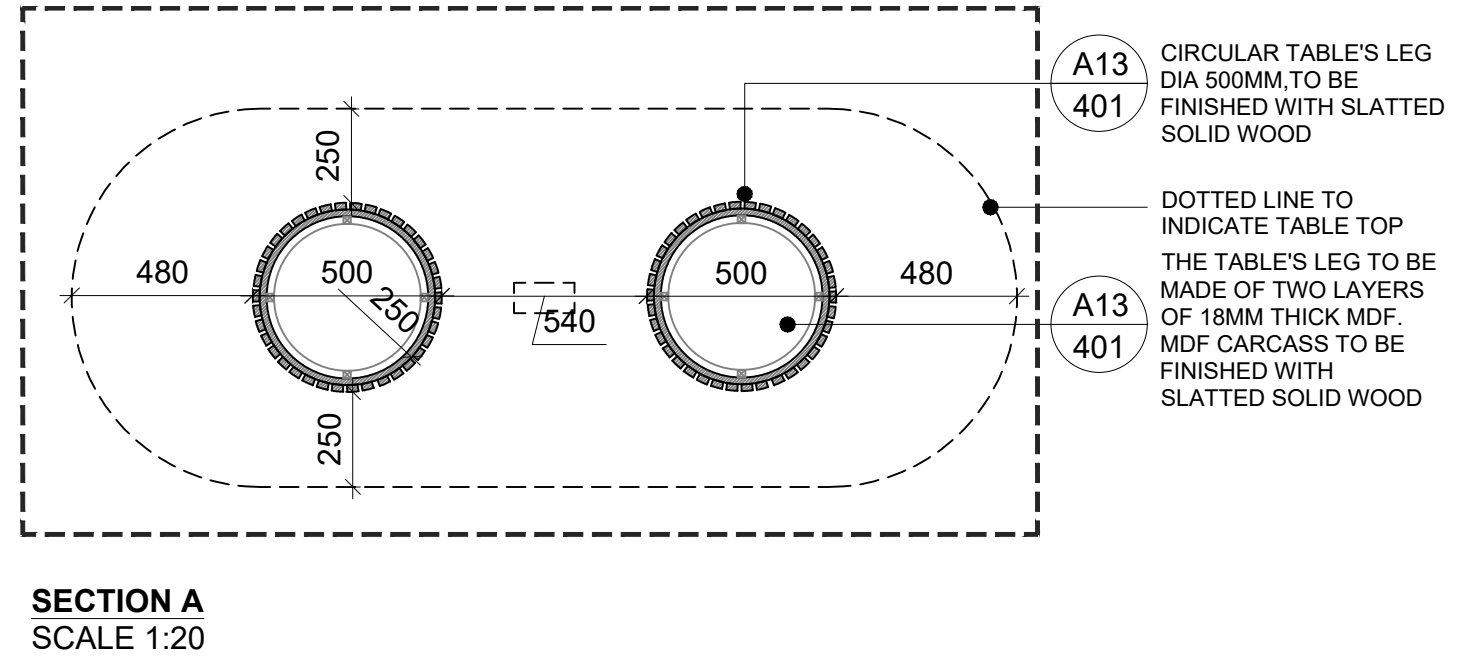
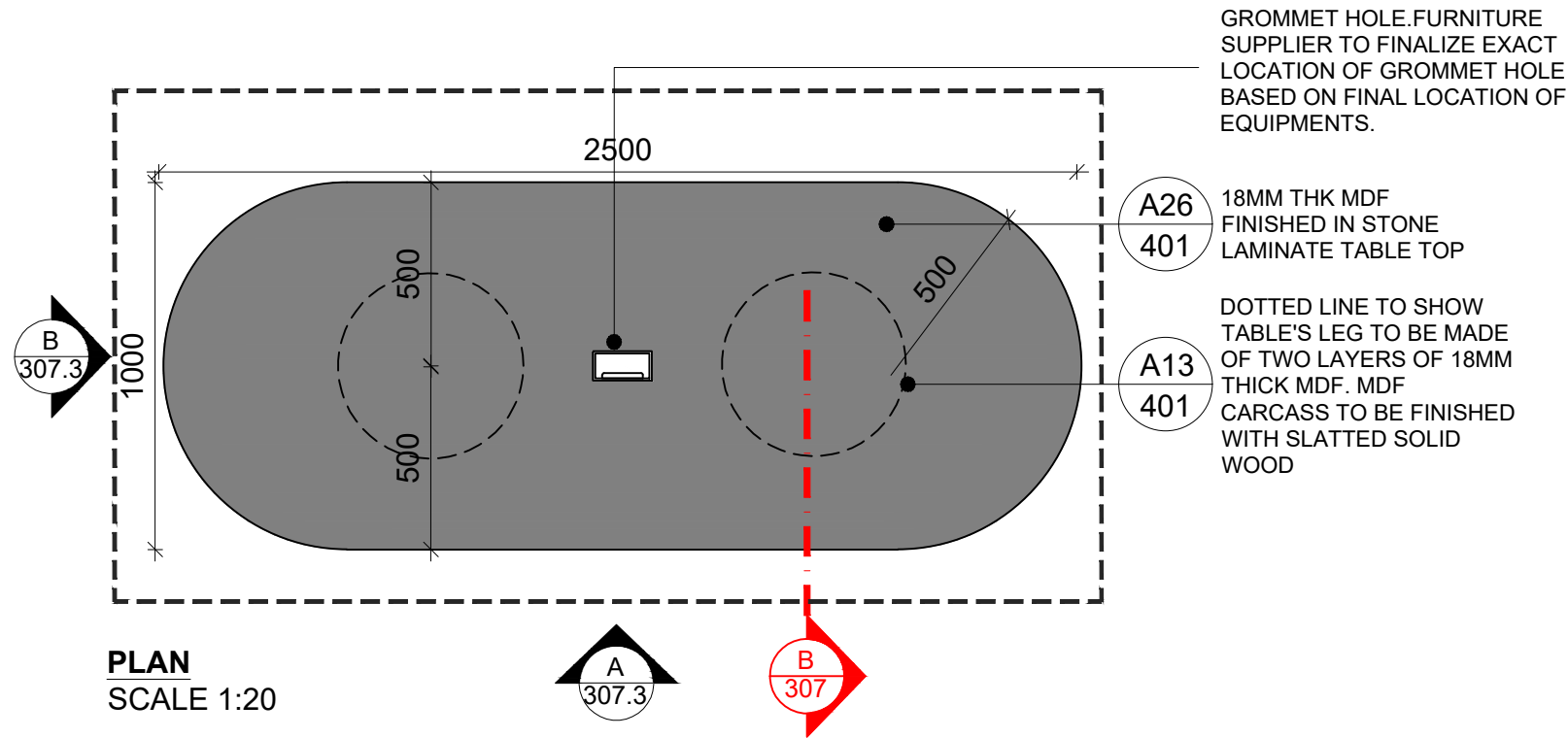
- A17 401.1 18MM THK MDF PANEL WITH GREY POWDER COAT FINISH
- A46 401.3 METAL PIPE MADE OF 15MM RADIUS WITH BRONZE POWDER COATED
- A24 401.1 2MM THK FRONT OPEN METAL BOX WITH BLUE POWDER COAT FINISH
- DOTTED LINE TO INDICATE FRONT OPEN METAL BOX WITH BLUE POWDER COATED FINISH





DETAIL D  
SCALE 1:2

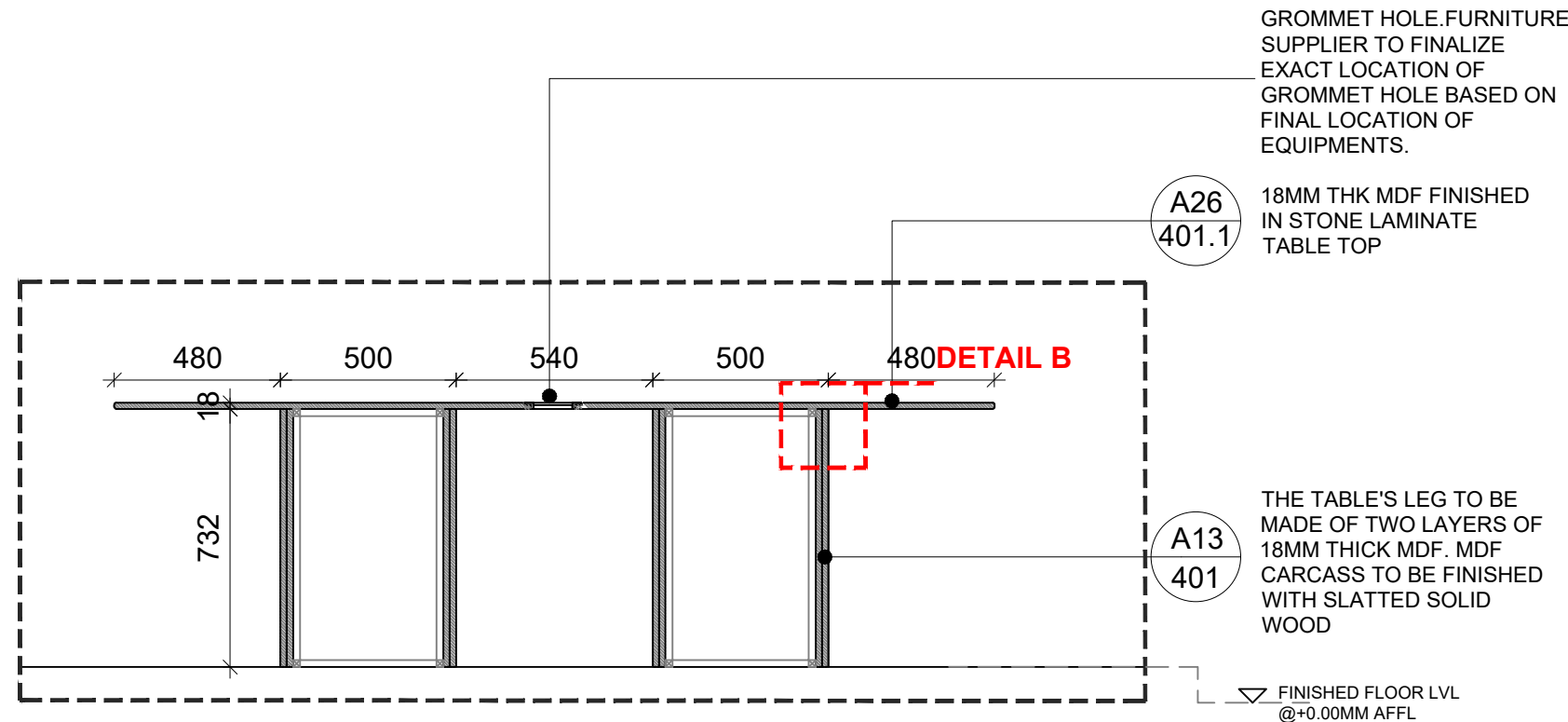
- A24 401.1 2MM THK FRONT OPEN METAL BOX WITH BLUE POWDER COAT FINISH
- A46 401.3 METAL PIPE MADE OF 15MM RADIUS WITH BRONZE POWDER COATED
- A17 401.1 15MM THK MDF PANEL WITH GREY POWDER COAT FINISH
- A17 401 2MM THK FRONT OPEN METAL BOX WITH GREY POWDER COAT FINISH

<div><div><div></div><div>I-AM</div></div><div>Office # 414, Building 8, Dubai Media City, Dubai, UAE Tel: +971 4 558 7355 Email:dubai@i-amonline.com</div><div><div>All materials copyright to I-AM. Not to be reproduced or circulated without prior consent. Do not scale from the drawing.</div></div></div> <div><div><div></div><div>capital</div><div>b a n k</div></div></div>	Drawing status		REV	DATE	DESCRIPTION		SECTION TITLE		SCALE	DATE		
	DESIGN INTENT		A	08.06.2023	EQUIPMENT UPDATED, AS PER CLIENTS REQUEST		JOINERY		AS SHOWN @ A3		08.05.2023	
	<div><div></div><div></div></div>					DRAWING TITLE		SECTION NO.		DRAWING NO.		REV NO
						MULTIPURPOSE DIVIDER MODULE				306.1		A
						DRAWN BY						
						DZ		SA				

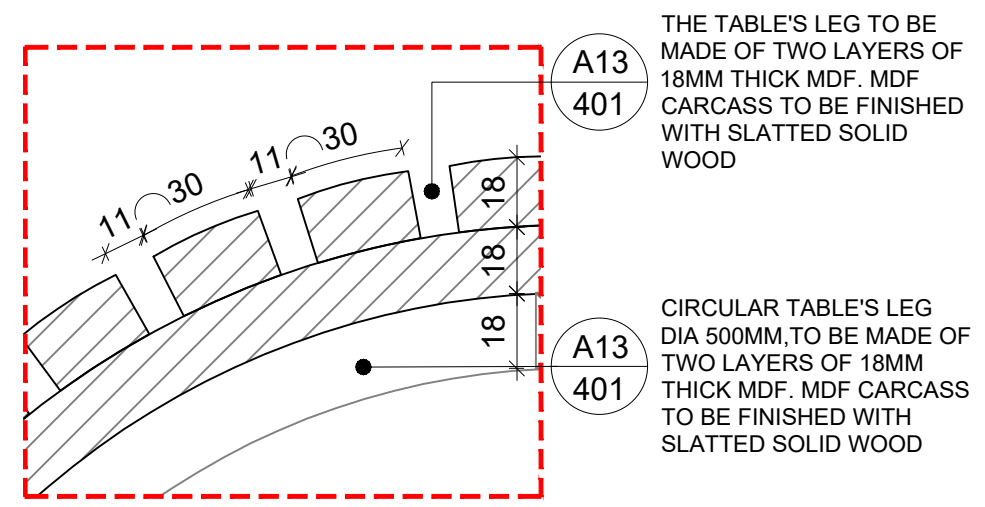


 <p>Office # 414, Building 8, Dubai Media City, Dubai, UAE Tel: +971 4 558 7355 Email:dubai@i-amonline.com</p> <p>All materials copyright to I-AM. Not to be reproduced or circulated without prior consent. Do not scale from the drawing.</p>	Drawing status		REV	DATE	DESCRIPTION	SECTION TITLE		SCALE	DATE	
	DESIGN INTENT					JOINERY		AS SHOWN @ A3	08.05.2023	
						DRAWING TITLE		SECTION NO.	DRAWING NO.	REV NO
						CENTRAL MANAGER TABLE			307	/
						DRAWN BY	CHECKED BY			
						DZ	SA			

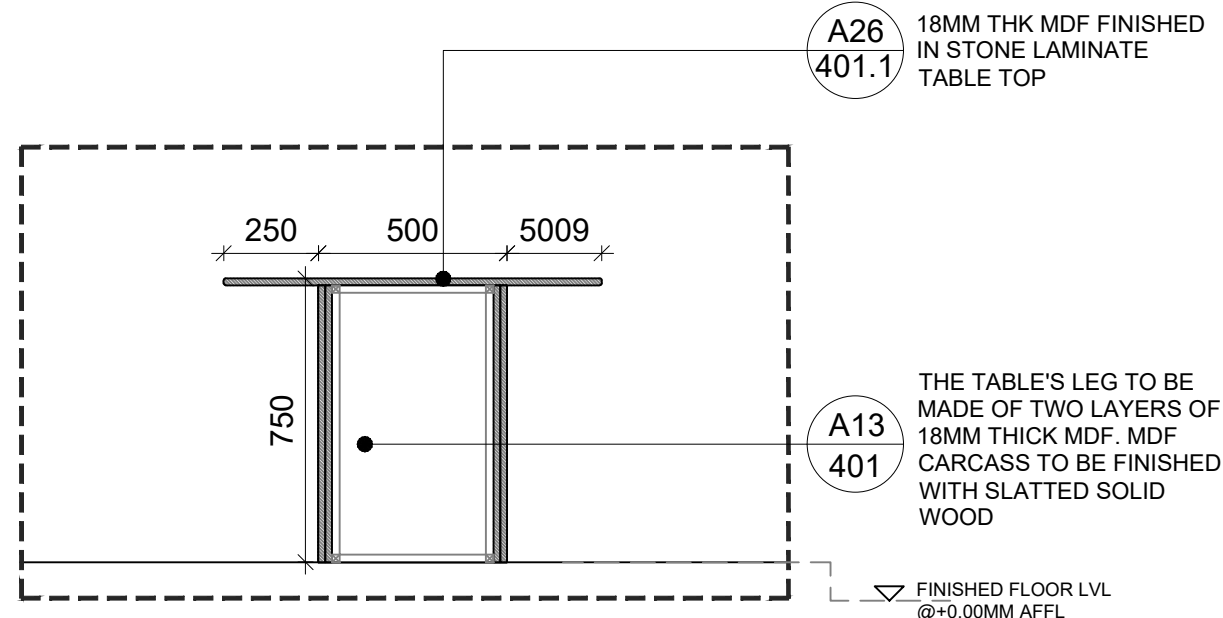
- NOTES:
- CONTRACTOR TO VERIFY DIMENSIONS ON SITE PRIOR TO FABRICATION
- ALL HARDWARE TO BE HEAVY DUTY AND CONCEALED
- ALL HARDWARE TO BE BLUM
- ALL WIRING TO BE CONCEALED
- ALL FIXING TO BE CONCEALED



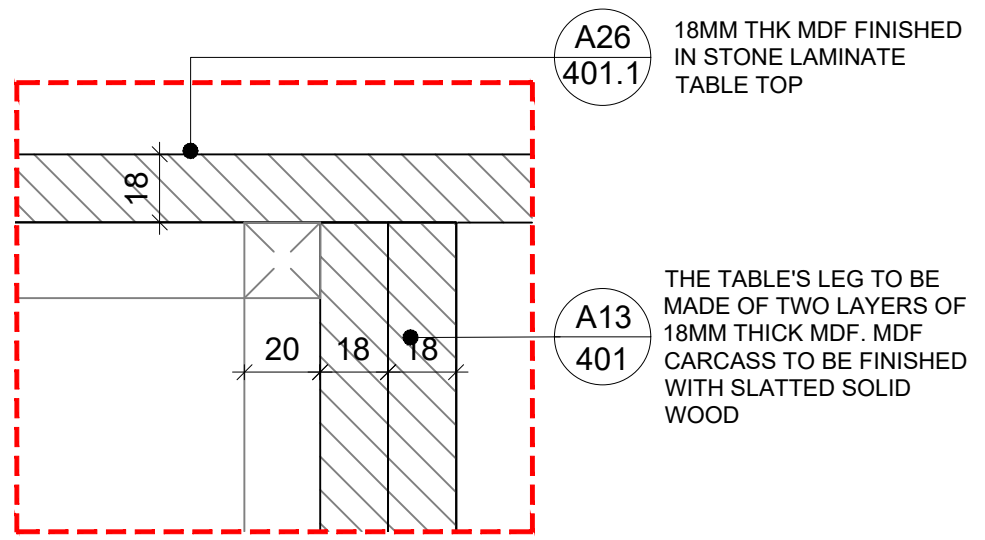
**SECTION B**  
SCALE 1:20



**DETAIL A**  
SCALE 1:2



**SECTION C**  
SCALE 1:20




**DETAIL B**  
SCALE 1:2

<div> <div>Office # 414, Building 8, Dubai Media City, Dubai, UAE Tel: +971 4 558 7355 Email:dubai@i-amonline.com</div> <div> <div>I-AM</div> <div>                     All materials copyright to I-AM.                      Not to be reproduced or circulated without prior consent.                      Do not scale from the drawing.                 </div> </div> </div>	Drawing status		REV	DATE	DESCRIPTION	SECTION TITLE		SCALE	DATE	
	DESIGN INTENT					JOINERY		AS SHOWN @ A3	08.05.2023	
	<div>capital bank</div>					DRAWING TITLE		SECTION NO.	DRAWING NO.	REV NO
						CENTRAL MANAGER TABLE			307.1	/
						DRAWN BY	CHECKED BY			
						DZ	SA			


# FINISHES

F1 Concrete LVT  
Location: Smart Lobby, Advance  
Teller area, BOH and Mezzanine



**Description:** 3.4mm thk LVT flooring  
**REF:** Sarlon 19dB Material - 651T4319  
**Silver Slabstone**  
**Type:** Roll  
**Self Leveling:** 2-3mm  
**Manufacturer:** Forbo Flooring  
**Supplier:** George Abuzeid & Co  
**Contact:** George Abuzeid  
**Email:** Abuzeid.G@abuzeid.com.jo  
**Phone No.:** +962 7 97007200

F2 Blue Carpet Tile  
Location: Advance, Corporate &  
Select Tellers, Advance Booth  
and Meeting, Mezzanine




**Description:** 5.6 mm Thick Tufted Carpet  
Tile  
**REF:** Employ Loop 4197020 Oxford  
**Type:** Carpet Tile  
**Dimensions:** 50x50cm  
**Manufacturer:** Interface  
**Contact:**Philippe Antoune  
**Email:** philippe.antoune@interface.com  
**Phone No.:** +966 554622263

F3 Floor Rug  
Location: Select Lounge



**Description:** Floor Rug in custom size  
**REF:** Jan Kath1308174 Artwork 9 Red  
accents  
**Type:** Rug  
**Dimensions:** 280x395cm  
**Manufacturer:** Jan Kath  
**Email:** info@jan-kath.com

F4 Wood LVT  
Location: Branch Manager &  
Advance RO Room



**Description:** 4mm thk LVT flooring  
**REF:** Allura all-in-one, 60284 Natural  
Giant Oak  
**Type:** Allura Flex 0.55  
**Dimension:** 150 x 28cm  
**Self Leveling:** 2-3mm  
**Manufacturer:** Forbo Flooring  
**Supplier:** George Abuzeid & Co  
**Contact:** George Abuzeid  
**Email:** Abuzeid.G@abuzeid.com.jo  
**Phone No.:** +962 7 97007200

F5 Stone LVT  
Location: Select Lounge



**Description:** 6mm thk LVT flooring  
**REF:** Curton Stone Light Grey 1275  
**Type:** Creation 55 Rigid Acoustic  
**Dimension:** 45.7 x 91.4 cm  
**Self Leveling:** 2-3mm  
**Manufacturer:** Gerflor  
**Supplier:** Amman Decoration House  
**Contact:** Ali Salameh  
**Email:** cpo@adh-jo.com  
**Phone No.:** +962 79 556 8202

F6 Blue Carpet Tiles  
Location: Mezzanine



**Description:** 5.6 mm Thick Tufted  
Carpet Tile  
**REF:** Output Lines 4221002 Prussian  
**Type:** Carpet Tile  
**Dimensions:** 50x50cm  
**Manufacturer:** Interface  
**Contact:**Philippe Antoune  
**Email:** philippe.antoune@interface.com  
**Phone No.:** +966 554622263

F7 Bendable Transition Profile  
Location: Overall Flooring



**Description:** Proterminal curve polished  
SS floor transition strip  
**Collection:** Proterminal Curve  
**Manufacturer:** Progress profile  
**Supplier:** Progress Profile  
**Contact:** Raed Baelyn  
**Email:** salesuae@progressprofiles.com  
**Phone No.:** +971 564663303

F8 Bronze Transition Profile  
Location: Select Area




**Description:** Projoint Polished Brass  
floor transition strip  
**REF:** PITOL 5109  
**Collection:** Projoint  
**Manufacturer:** Progress profile  
**Supplier:** Progress Profile  
**Contact:** Rafic D.  
**Email:** salesuae@progressprofiles.com  
**Phone No.:** +971 564663303

F9 Entrance Mat  
Location: Branch Exterior



**Description:** 14mm Dia holes, 12.5mm  
Thick Rubber Grating  
**REF:** 8760  
**Dimension:** 1.50m x 1m  
**Manufacturer:** Romus  
**Supplier:** Amman Decoration House  
**Contact:** Ali Salameh  
**Email:** cpo@adh-jo.com  
**Phone No.:** +962 79 556 8202

F10 Porcelain Tiles  
Location: Toilets and Pantry




**Description:** OPIFICIO GRES  
PORCELAIN  
**Product Code:** A06GOPFC-LIG.M6X0R  
**DIMENSIONS:** 600X600MM  
**THICKNESS:** 9MM  
**FINISH:** NATURAL FINISH  
**MANUFACTURER:** Rak Ceramic  
**SUPPLIER:** Nabulsi & Amad  
**CONTACT:** Ramzi Farah  
**EMAIL:** ramzi@nabulsiamad.com

F11 Marble Threshold  
Location: Toilets and Pantry



**Description:** Light Grey Carrara marble  
**Manufacturer:** NA  
**Contact:** NA  
**Email:** NA  
CONTRACTOR TO SUBMIT SAMPLE TO  
I-AM FOR APPROVAL

F12 Anti-Static Raised Floor  
Location: IT Room



**Description:** Uniflair Access Floor -40L  
panels consist of a 38mm-thick high  
density particle board core strengthened  
by suitable high performance resins. It is  
provided with a 0.45mm-thick black plastic  
edge material self-extinguishing and  
non-creaking  
**Panel Dimensions:** 600x600mm -  
**Height:** 150mm high  
**Manufacturer:** Schneider Electric


<div><div><div><div><div></div><div>I-AM</div></div></div><div><div>Office # G06, Building 6, Dubai Media City, Dubai, UAE</div><div>Tel: +971 4 558 7355</div><div>Email: dubai@i-amonline.com</div><div><div>All materials copyright to I-AM. Not to be reproduced or circulated without prior consent. Do not scale from the drawing.</div></div></div></div></div>	Drawing status	REV	DATE	DESCRIPTION	SECTION TITLE		SCALE	DATE	
	DESIGN INTENT				FINISHES SCHEDULE		NA	08.05.2023	
	<div><div><div><div></div><div>capital</div><div>b a n k</div></div></div></div>				DRAWING TITLE		SECTION NO.	DRAWING NO.	REV NO
					FLOOR FINISHES		SFnP	400	/
					DRAWN BY	CHECKED BY			
					DZ	SA			

A1 Red Tambour Cladding  
Location: Advance Teller Area



**Description:** Bespoke half round, 1.3mm thk, Aluminum wall cladding (tambour) - painted to match Pantone Red 199 C (Dia: 10cm)  
**Color:** Pantone Red 199 C  
**Finish:** Semi Glossy  
**Supplier:** Amman Decoration House  
**Contact:** Ali Salameh  
**Email:** cpo@adh-jo.com  
**Phone No.:** +962 79 556 8202

A2 Blue Tambour Cladding  
Location: Select Area



**Description:** Bespoke half round, 1.3mm thk, Aluminum wall cladding (tambour) - painted to match RAL 5024 (Dia: 10cm)  
**Color:** RAL 5024  
**Finish:** Semi Glossy  
**Supplier:** Amman Decoration House  
**Contact:** Ali Salameh  
**Email:** cpo@adh-jo.com  
**Phone No.:** +962 79 556 8202

A3 Clear Toughened Glass  
Location: Internal Glass Partitions



IMAGE FOR REFERENCE ONLY.

**Description:** 12mm thick crystal clear tempered glass  
**Thickness:** 12mm  
**Manufacturer:** Saint Gobain  
**Supplier:** Al- Tayea Industrial Company  
**Contact:** Nour El Deen  
**Email:** info@altayea.com  
**Phone no.:** +962 7 8835 3249

A4 Red Powder Coated Metal  
Location: Exterior Canopy, Joinery, Select Bookable Room Unit



**Description:** Red powder coated metal  
**Color:** to match Capital Bank's brand color: Pantone Red 199 C  
**Manufacturer:** Jotun  
**Contact:** Sinan Altaheri  
**Email:** sinan.altaheri@jotun.com  
**Phone:** +962797399766

A5 Blue Powder Coated Metal  
Location: Signage, Joinery (Tables, Select Bookable Room Unit)




**Description:** Dark blue powder coated metal  
**Color:** to match Capital Bank's brand color: Pantone 7546 C  
**Manufacturer:** Jotun  
**Contact:** Sinan Altaheri  
**Email:** sinan.altaheri@jotun.com  
**Phone:** +962797399766

A6 Grey Powder Coated Metal  
Location: Window Frame, Skirting



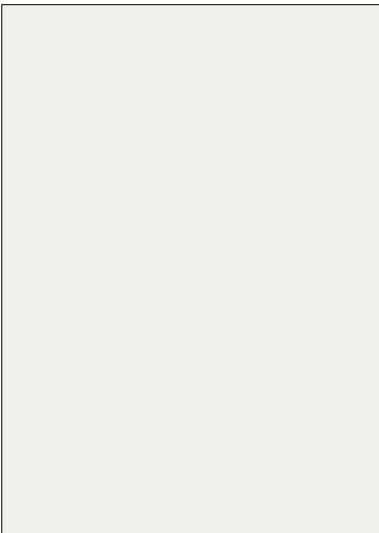
**Description:** Grey powder coated metal  
**Color:** to match RAL 7015  
**Manufacturer:** Jotun  
**Contact:** Sinan Altaheri  
**Email:** sinan.altaheri@jotun.com  
**Phone:** +962797399766

A7 Blue Back Painted Glass  
Location: Interior Wall Cladding, Joinery




**Description:** Blue back painted clear tempered glass  
**Color:** Blue - Matching Pantone 7546C  
**Thickness:** 12mm  
**Manufacturer:** Saint Gobain  
**Supplier:** Al- Tayea Industrial Company  
**Contact:** Nour El Deen  
**Email:** info@altayea.com  
**Phone no.:** +962 7 8835 3249  
\*CONTRACTOR TO MATCH CAPITAL BANK'S BRANDING COLORS.

A8 White Powder Coated Metal  
Location: Joinery



**Description:** White powder coated metal  
**Color:** to match RAL 9016  
**Manufacturer:** Jotun  
**Contact:** Sinan Altaheri  
**Email:** sinan.altaheri@jotun.com  
**Phone:** +962797399766

A9 Solid Surface  
Location: Joinery Counter Tops



**Description:** Antarctica solid surface  
**Thickness:** 12mm  
**Manufacturer:** Dupont Corian  
**Contact:** Ahad Hussain  
**Email:** Ahad.Hussain@aldanube.com  
**Phone:** : +97156 9947926

A10 Wood Veneer  
Location: Wall Cladding



**Description:** Veneered wood  
**REF:** Wood Veneer to match FORMICA Natural Ash Cross 8799  
**Contact:** By Contractor  
**Email:** N/A  
\* CONTRACTOR TO SOURCE LOCALLY AND SUBMIT SAMPLE TO I-AM FOR APPROVAL

A11 Wood Sticker  
Location: Advance Booths & Wall Slats




**Description:** 3M DI-NOC architectural Film  
**REF:** FW-1256 (to match FORMICA Natural Ash Cross 8799)  
**Manufacturer:** 3M  
**Supplier:** 3M  
**Contact:** Khaled Abdul Jabbar  
**Email:** kajabbar@mmm.com  
**Phone no.:** +971 56 2265822

A12 Concrete Laminate  
Location: Joinery




**Description:** Light Grey Chicago Concrete laminate  
**REF:** F186 ST9  
**Manufacturer:** Egger  
**Supplier:** Kattan Group  
**Contact:** Abboud Kattan  
**Email:** a.kattan@kattangroup.jo  
**Phone no.:** +962 7 9552 9564

A13 Slatted Solid Wood  
Location: Joinery



**Description:** Slatted Solid Wood  
**REF:** Solid wood to match Formica 8799  
**Contact:** By Contractor  
**Email:** N/A  
\*CONTRACTOR TO SOURCE LOCALLY AND SUBMIT SAMPLE TO I-AM FOR APPROVAL

A14 Perforated Metal Mesh  
Location: Joinery



**Description:** White Perforated Metal sheet (Dia: 10mm)  
**Color:** RAL 9003  
**Contact:** By Contractor  
**Email:** N/A  
\*CONTRACTOR TO SOURCE LOCALLY AND SUBMIT SAMPLE TO I-AM FOR APPROVAL

<div><div><div></div><div>I-AM</div></div><div>Office # G06, Building 6, Dubai Media City, Dubai, UAE</div><div>Tel: +971 4 558 7355</div><div>Email: dubai@i-amonline.com</div><div><div>All materials copyright to I-AM. Not to be reproduced or circulated without prior consent. Do not scale from the drawing.</div></div></div>	Drawing status	REV	DATE	DESCRIPTION	SECTION TITLE		SCALE	DATE	
	DESIGN INTENT				FINISHES SCHEDULE		NA	08.05.2023	
	<div><div>capital</div><div>b a n k</div></div>				DRAWING TITLE		SECTION NO.	DRAWING NO.	REV NO
					SURFACE FINISHES		SFnP	401	/
					DRAWN BY	CHECKED BY			
					SA	SA			

A15 Clear Glass  
Location: Teller Counter separator




**DESCRIPTION:** 6 mm thick clear glass  
**THICKNESS:** 6mm  
**MANUFACTURER:** Saint Gobain  
**SUPPLIER:** Al- Tayea Industrial Company  
**CONTACT:** Nour El Deen  
**EMAIL:** info@altayea.com  
**PHONE NO.:** +962 7 8835 3249

A16 Blue Film  
Location: Teller Counter separator




**DESCRIPTION:** Vinyl Manifestation for glass divider  
**COLOR:** Pantone 7546 C  
**MANUFACTURER:** 3M  
**SUPPLIER:** 3M  
**CONTACT:** Khaled Abdul Jabbar  
**EMAIL:** kajabbar@mmm.com  
**PHONE NO.:** +971 56 2265822

A17 Grey Powder Coated Metal  
Location: Corporate Teller Seller, Select Bookable Room Unit



**DESCRIPTION:** Grey powder coated metal  
**COLOR:** to match RAL 7047  
**MANUFACTURER:** Jotun  
**CONTACT:** Sinan Altaheri  
**EMAIL:** sinan.altaheri@jotun.com  
**PHONE:** +962797399766

A18 Dark Grey Powder Coated Metal  
Location: Advance Teller Seller




**DESCRIPTION:** Dark Grey powder coated metal  
**COLOR:** to match Pantone 7544 C  
**MANUFACTURER:** Jotun  
**CONTACT:** Sinan Altaheri  
**EMAIL:** sinan.altaheri@jotun.com  
**PHONE:** +962797399766

A19



A20 Bronze Laminate  
Location: Joinery



**DESCRIPTION:** Bronze Brushed Aluminum Laminate Sheet  
**REF:** D2126  
**COLLECTION:** DECOMETAL  
**MANUFACTURER:** Formica  
**CONTACT:** Bassel Ozon  
**EMAIL:** bassel.ozon@formica.com  
**PHONE NO.:** +971 50 557 5542

A21 Vinyl Manifestation  
Location: Operations Room Glass Partition



**DESCRIPTION:** Scotchcal™ clear view graphic film IJ8150 laminated with with 3M™ Scotchcal™ Clear View Graphic Film IJ8150  
**REF:** Scotchcal™ LI8150 laminated  
**MANUFACTURER:** 3M  
**SUPPLIER:** 3M  
**CONTACT:** Khaled Abdul Jabbar  
**EMAIL:** kajabbar@mmm.com  
**PHONE NO.:** +971 56 2265822  
\*CONTRACTOR TO FOLLOW SIGNAGE PACK FOR PRINTED GRAPHICS

A22 Vinyl Manifestation  
Location: Wall in Smart Lobby




**DESCRIPTION:** Print Wrap Film IJ180mC-10 laminated with 8520  
**REF:** IJ180mC-10 laminated with 8520  
**MANUFACTURER:** 3M  
**SUPPLIER:** 3M  
**CONTACT:** Khaled Abdul Jabbar  
**EMAIL:** kajabbar@mmm.com  
**PHONE NO.:** +971 56 2265822  
\*CONTRACTOR TO FOLLOW SIGNAGE PACK FOR PRINTED GRAPHICS

A23 Marble  
Location: Select Hospitality Counter Top




**DESCRIPTION:** White Carrara marble  
**MANUFACTURER:** NA  
**CONTACT:** By Contractor  
**EMAIL:** NA  
\*CONTRACTOR TO SOURCE LOCALLY

A24 Blue Powder Coated Metal  
Location: Select Bookable Room Unit



**DESCRIPTION:** Blue powder coated metal  
**COLOR:** to match RAL 5007  
**MANUFACTURER:** Jotun  
**CONTACT:** Sinan Altaheri  
**EMAIL:** sinan.altaheri@jotun.com  
**PHONE:** +962797399766

A25 Beige PU Paint  
Location: Select Bookable Room Unit




**DESCRIPTION:** Beige PU Paint  
**COLOR:** to match RAL 1019  
**CONTACT:** By Contractor  
**EMAIL:** N/A

A26 Stone Finish Laminate  
Location: Select Bookable Room Unit, Table in Advance Booths




**DESCRIPTION:** Light Grey Valmasino Marble  
**REF:** F074 ST75  
**MANUFACTURER:** Egger  
**SUPPLIER:** Kattan Group  
**CONTACT:** Abboud Kattan  
**EMAIL:** a.kattan@kattangroup.jo  
**PHONE NO.:** +962 7 9552 9564

A27 Grey Fenomastic Paint  
Location: Select Wall



**DESCRIPTION:** Indoor grey washable emulsion paint (1x PVA primer + 2x Stucco + 2x Fenomastic pure color emulsion matt)  
**COLOR:** RAL 7047  
**MANUFACTURER:** Jotun  
**CONTACT:** Sinan Altaheri  
**EMAIL:** sinan.altaheri@jotun.com  
**PHONE:** +962797399766

A28 Grey PU Paint  
Location: Doors & Joinery



**DESCRIPTION:** Grey PU Paint  
**COLOR:** to match RAL 7047  
**CONTACT:** By Contractor  
**EMAIL:** N/A



Office # G06, Building 6,  
Dubai Media City,  
Dubai, UAE  
  
Tel: +971 4 558 7355  
  
Email: dubai@i-amonline.com  
  
All materials copyright to I-AM.  
Not to be reproduced or circulated without prior consent.  
Do not scale from the drawing.


Drawing status		REV	DATE	DESCRIPTION	SECTION TITLE		SCALE	DATE	
DESIGN INTENT					FINISHES SCHEDULE		NA	08.05.2023	
					DRAWING TITLE		SECTION NO.	DRAWING NO.	REV NO
					SURFACE FINISHES		SFnP	401.1	/
					DRAWN BY	CHECKED BY			
					SA	SA			

A29 Textured Plaster Finish  
Location: Walls



**Description:** Armourcoat polished plaster Koncrete effect  
**Range:** Koncrete  
**Code:** BA00424 (KNP30+WC, Less Texture - TOP AIWAX)  
**Manufacturer:** Armour Coat  
**Supplier:** Al Zubaidi Modern Decorative systems LLC  
**Contact:** Lum Havolli  
**Email:** lum@globecoat.ae  
**Phone:** +971 55 471 3879

A30 White Fenomastic Paint  
Location: Operations Room, BOH



**Description:** Indoor White washable emulsion paint (1x PVA primer + 2x Stucco + 2x Fenomastic pure color emulsion matt)  
**Color:** RAL 9003  
**Manufacturer:** Jotun  
**Contact:** Sinan Altaheri  
**Email:** sinan.altaheri@jotun.com  
**Phone:** +962797399766

A31 Red PU Paint  
Location: ATM Area, Joinery




**Description:** Red PU Paint  
**Color:** to match Capital Bank's brand color: Pantone Red 199 C  
**Contact:** By Contractor  
**Email:** N/A

A32 Beige Powder Coated Metal  
Location: Joinery, Metal Ceiling



**Description:** Beige powder coated metal  
**Color:** to match RAL 1019  
**Manufacturer:** Jotun  
**Contact:** Sinan Altaheri  
**Email:** sinan.altaheri@jotun.com  
**Phone:** +962797399766

A33 Fenomastic Paint  
Location: Walls



**Description:** Indoor grey washable emulsion paint (1x PVA primer + 2x Stucco + 2x Fenomastic pure color emulsion matt)  
**Color:** To match A29  
**Manufacturer:** Jotun  
**Contact:** Sinan Altaheri  
**Email:** sinan.altaheri@jotun.com  
**Phone:** +962797399766

A34 Exterior Clear Glass  
Location: Exterior Facade



IMAGE FOR REFERENCE ONLY.

**Description:** Exterior glazing system consisting of Mullion & Transom section measuring 12 cm, thickness 1.6 mm, powder coated RAL 7015, with glass (6mm plain + 16mm Air Gap + 6mm plain)  
**Thickness:** 6mm plain + 16mm Air Gap + 6mm plain  
**Manufacturer:** AGC Obeikan Glass  
**Supplier:** Mansour Glass & Mirror solutions  
**Contact:** Abdallah Mansour


A35 Exterior Blue Glass  
Location: Exterior Facade



IMAGE FOR REFERENCE ONLY.

**Description:** Exterior glazing system consisting of Mullion & Transom section measuring 12 cm, thickness 1.6 mm, powder coated RAL 7015, with glass (6mm back painted TEMP + 16mm Air Gap + 6mm back painted Temp) with Thermal paint (TempV Fenzi)  
**Thickness:** 6mm plain + 16mm Air Gap + 6mm plain  
**Glass Color:** Pantone 7546C  
**Manufacturer:** AGC Obeikan Glass  
**Supplier:** Mansour Glass & Mirror solutions  
**Contact:** Abdallah Mansour

A36 Pink Acoustic Paneling  
Location: Mezzanine



GRAPHICS BY SIGNAGE VENDOR

**Description:** 6mm thk, Tailor made acoustic Plativity Plate, cut from 1200x 2400mm Panels in Felt + Mandarin Finish  
**Code:** 13PT1006 / 14PT1006S  
**Collection:** Plativity Collection  
**Color:** FLM 24  
**Manufacturer:** FeltTouch  
**Supplier:** Ahrend Gulf  
**Contact:** Ahmad Zaarouri  
**Email:** ahmad.zaarouri@royalahrend.com  
**Phone No:** +971 56 4602960

A37 Blue Wood Slats Cladding  
Location: Mezzanine



**Description:** Wood slatted wall paneling finished in PU paint  
**Color:** RAL 5024 Pastel Blue  
**Dimensions:** 40x15mm  
**Manufacturer:** NA  
**Contact:** By Contractor  
**Email:** NA

\*CONTRACTOR TO SOURCE LOCALLY

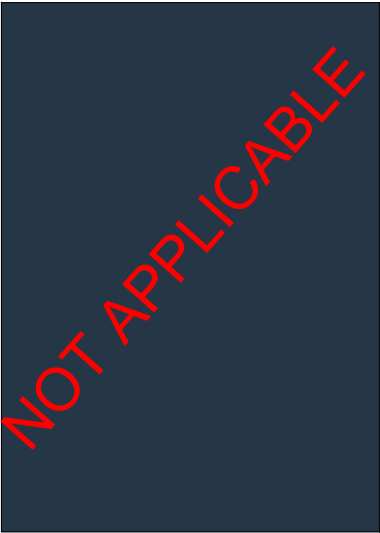
A38 White Board  
Location: Mezzanine



IMAGE FOR REFERENCE ONLY.

**Description:** Frameless White board surface with finished edges  
**Finish:** Writable  
**Dimensions:** As shown in drawings  
**Contact:** By Contractor  
**Email:** N/A

A39 Dark Blue PU Paint  
Location: Entrance to Select Area



**Description:** Dark Blue PU Paint  
**Color:** to match Capital Bank's brand color Pantone 7546 C  
**Contact:** By Contractor  
**Email:** N/A

A40 Exterior Stone  
Location: Exterior Facade



**Description:** Exterior Stone Cladding  
**Finish:** To match existing exterior stone  
**Thickness:** To match existing exterior stone  
**Contact:** By Contractor  
**Email:** N/A

A41 Red Film  
Location: ATM Divider



IMAGE FOR REFERENCE ONLY.

**Description:** Vinyl Manifestation for glass divider  
**Color:** Pantone Red 199 C  
**Manufacturer:** 3M  
**Supplier:** 3M  
**Contact:** Khaled Abdul Jabbar  
**Email:** kajabbar@mmm.com  
**Phone no.:** +971 56 2265822

A42 Brushed SS  
Location: Joinery



IMAGE FOR REFERENCE ONLY.

**Description:** Brushed SS sheet  
**Finish:** Brushed  
**Thickness:** As shown in drawings  
**Contact:** By Contractor  
**Email:** N/A


Drawing status	REV	DATE	DESCRIPTION	SECTION TITLE	SCALE	DATE
DESIGN INTENT				FINISHES SCHEDULE	NA	08.05.2023
<div><div><div>I-AM</div><div>Tel: +971 4 558 7355</div><div>Email: dubai@i-amonline.com</div><div>All materials copyright to I-AM. Not to be reproduced or circulated without prior consent. Do not scale from the drawing.</div></div><div>capital bank</div></div>				DRAWING TITLE	SECTION NO.	DRAWING NO.
				SURFACE FINISHES		
				DRAWN BY	CHECKED BY	
				SA	SA	
					SFnP	401.2
						/

A43 Vinyl Manifestation  
Location: Advance Area Walls




**DESCRIPTION:** Print Wrap Film  
IJ180mC-10 laminated with 8520  
**REF:** IJ180mC-10 laminated with 8520  
**MANUFACTURER:** 3M  
**SUPPLIER:** 3M  
**CONTACT:** Khaled Abdul Jabbar  
**EMAIL:** kajabbar@mmm.com  
**PHONE NO.:** +971 56 2265822  
\*CONTRACTOR TO FOLLOW SIGNAGE  
PACK FOR PRINTED GRAPHICS

A44



A45 Blue PU Paint  
Location: Mezzanine



**DESCRIPTION:** Pastel Blue PU Paint  
**COLOR:** RAL 5024  
**CONTACT:** By Contractor  
**EMAIL:** N/A

A46 Bronze Metal Pipes  
Location: Metal Framework Portal  
to Select Area, Select Wall  
Decoration




**DESCRIPTION:** Bronze Finish Round Metal  
Bars  
**DIMENSIONS:** As shown in drawings  
**SUPPLIER:** Amman Decoration House  
**CONTACT:** Ali Salameh  
**EMAIL:** cpo@adh-jo.com  
**PHONE NO.:** +962 79 556 8202

A47 Solid Surface  
Location: Joinery Counter Tops




**DESCRIPTION:** Quartz Portoro solid surface  
**THICKNESS:** 12mm  
**MANUFACTURER:** Dupont Corian  
**CONTACT:** Ahad Hussain  
**EMAIL:** Ahad.Hussain@aldanube.com  
**PHONE:** : +97156 9947926

A48 White Laminate  
Location: Joinery



**DESCRIPTION:** White Laminate Sheet  
to match RAL 9003  
**MANUFACTURER:** Egger  
**SUPPLIER:** Kattan Group  
**CONTACT:** Abboud Kattan  
**EMAIL:** a.kattan@kattangroup.jo  
**PHONE NO.:** +962 7 9552 9564

A49 SMART FROSTED GLASS  
Location: Center Manager Room




**DESCRIPTION:** White Laminate Sheet  
to match RAL 9003  
**MANUFACTURER:** Egger  
**SUPPLIER:** Kattan Group  
**CONTACT:** Abboud Kattan  
**EMAIL:** a.kattan@kattangroup.jo  
**PHONE NO.:** +962 7 9552 9564

A50 Blue Fenomastic Paint  
Location: Mezzanine




**DESCRIPTION:** Pastel Blue Fenomastic  
Paint  
**COLOR:** RAL 5024  
**CONTACT:** By Contractor  
**EMAIL:** N/A

A51 Porcelain Tiles  
Location: Toilets and Pantry



**DESCRIPTION:** OPIFICIO GRES  
PORCELAIN  
**PRODUCT CODE:** A06GOPFC-LIG.M6X0R  
**DIMENSIONS:** 600X600MM  
**THICKNESS:** 9MM  
**FINISH:** NATURAL FINISH  
**MANUFACTURER:** Rak Ceramic  
**SUPPLIER:** Nabulsi & Amad  
**CONTACT:** Ramzi Farah  
**EMAIL:** ramzi@nabulsiamad.com

A52 Brushed Bronze Sheet  
Location: Exterior Canopy



**DESCRIPTION:** Brushed Bronze Metal  
sheet  
**FINISH:** Brushed  
**THICKNESS:** As shown in drawings  
**CONTACT:** By Contractor  
**EMAIL:** N/A

A53 Brushed Bronze Sheet  
Location: Exterior Canopy



**DESCRIPTION:** 20mm Dia Bronze Metal  
Hollow Bar  
**FINISH:** Brushed  
**SUPPLIER:** Amman Decoration House  
**CONTACT:** Ali Salameh  
**EMAIL:** cpo@adh-jo.com  
**PHONE NO.:** +962 79 556 8202

A54 Mirror  
Location: Safe deposit Rooome



**DESCRIPTION:** Mirror  
**CONTACT:** By Contractor  
**EMAIL:** N/A



Office # G06, Building 6,  
Dubai Media City,  
Dubai, UAE  
Tel: +971 4 558 7355  
Email: dubai@i-amonline.com  
All materials copyright to I-AM.  
Not to be reproduced or circulated without prior consent.  
Do not scale from the drawing.

Drawing status	REV	DATE	DESCRIPTION	SECTION TITLE	SCALE	DATE
DESIGN INTENT				FINISHES SCHEDULE	NA	08.05.2023
capital bank				DRAWING TITLE	SECTION NO.	DRAWING NO.
				SURFACE FINISHES		
				DRAWN BY	CHECKED BY	
				DZ	SA	
					SFnP	401.3
						/

S1 Chair - Grey  
Location: Semi Private Advice Booth in Advance



**Description:** Duna 02 Fact Sheet – 5 ways with gas mechanism  
**Dimensions:** W:660 x D:510 x H:705mm  
**Base:** Five ways Polished Aluminium  
**Base Finish:** Metals V39 - Black Matt  
**Shell Finish and Color:** Polypropylene PP0001 with front-face upholstery  
**Upholstery:** Kvadrat - Canvas CV00174  
**Manufacturer:** Arper  
**Supplier:** Humanspace Office Furnishing.  
**Contact:** Mira Hewitt  
**Email:** mira@humanspace.com

S8 Modular Sofa - LEFT  
Location: Sselect Area




**Description:** Loop - Modular Sofa / Left Armset End  
**Modular No:** 2802  
**Dimensions:** W:1550 x D:815x H:705mm  
**Base Finish:**Metals V39 - Black Matt  
**Upholstery:**Kvadrat Tonus 4 T300207  
**Manufacturer:** Arper  
**Supplier:**Humanspace Office Furnishing  
**Contact:** Mira Hewitt  
**Email:** mira@humanspace.com

S2 Meeting Chair - Red  
Location:New Generation Bookable Multipurpose Room Advance



**Description:** Cila - Trestle on Castors, with Armrests  
**Dimensions:** W:590 x D:555 x H:835mm  
**Base:** Trestel with Weels  
**Base Finish:** Metals V25 Black- matt  
**Shell L Finish:** Upholstery  
**Upholstery:** Kvadrat Tonus 4 T300207  
**Manufacturer:** Arper  
**Supplier:** Humanspace Office Furnishing.  
**Contact:** Mira Hewitt  
**Email:** mira@humanspace.com

S9 Modular Sofa - Center  
Location: Sselect Area



**Description:** Loop - Modular Sofa / Left Armset End  
**Modular No:** 2809  
**Dimensions:** W:660 x D:790x H:705mm  
**Base Finish:**Metals V39 - Black Matt  
**Upholstery:**Kvadrat Tonus 4 T300207  
**Manufacturer:** Arper  
**Supplier:**Humanspace Office Furnishing  
**Contact:** Mira Hewitt  
**Email:** mira@humanspace.com

S3 Visitor Chair - Red  
Location: Advance and Select Teller



**Description:** Duna 02 Fact Sheet – 5 ways with gas mechanism  
**Dimensions:** W:660 x D:510 x H:705mm  
**Base:** Five ways Polished Aluminium  
**Base Finish:** Metals V39 - Black Matt  
**Shell Finish and Color:** Polypropylene PP0006 with front-face upholstery  
**Upholstery:** Kvadrat Tonus 4 T300207  
**Manufacturer:** Arper  
**Supplier:** Humanspace Office Furnishing.  
**Contact:** Mira Hewitt  
**Email:** mira@humanspace.com

S10 Modular Sofa - Right  
Location: Sselect Area



**Description:** Loop - Modular Sofa / Left Armset End  
**Modular No:** 2805  
**Dimensions:** W:1880 x D:815x H:705mm  
**Base Finish:**Metals V39 - Black Matt  
**Upholstery:**Kvadrat Tonus 4 T300207  
**Manufacturer:** Arper  
**Supplier:**Humanspace Office Furnishing  
**Contact:** Mira Hewitt  
**Email:** mira@humanspace.com

S4 Side Table  
Location: Advance, Corporate and Select Teller



**Description:** Soft Side Table  
**Model No:** SKU 13944  
**Dimensions:** Dia 480 mm H: 480 mm  
**Finish:** Black Nanolaminate  
**Manufacturer:** Muuto  
**Supplier:** Humanspace Office Furnishing.  
**Contact:** Mira Hewitt  
**Email:** mira@humanspace.com

S11 Coffee Table  
Location: Select Area




**Description:** Large Around Coffee Table  
**Model No:** SKU 60035  
**Dimensions:** Dia 720 mm H: 360 mm  
**Finsih:** Anthracite Stained Ash Veneer  
**Manufacturer:** Muuto  
**Supplier:**Humanspace Office Furnishing  
**Contact:** Mira Hewitt  
**Email:** mira@humanspace.com

S5 Staff Chair  
Location: Advance, Corporate and Select Teller



**Description:** Catifa 46 - 5 Ways with Armrest BV  
**Dimensions:** W:660 x D:660 x H:835mm  
**Base:** Five ways Polished Aluminium  
**Base Finish:** Metals V39 - Black matt  
**Shell Finish and Color:** Polypropylene with front-face PP0109  
**Upholstery:** Kvadrat - Canvas CV00174  
**Manufacturer:** Arper  
**Supplier:**Humanspace Office Furnishing  
**Contact:** Mira Hewitt  
**Email:** mira@humanspace.com

S12 Coffee Table  
Location: Select Area



**Description:** Small Around Coffee Table  
**Model No:** SKU 60015  
**Dimensions:** Dia 450 mm H: 460 mm  
**Finish:** Anthracite Stained Ash Veneer  
**Manufacturer:** Muuto  
**Supplier:**Humanspace Office Furnishing  
**Contact:** Mira Hewitt  
**Email:** mira@humanspace.com

S6 Visitor Chair - Orange  
Location: Corporate Teller



**Description:** Duna 02 Fact Sheet – 5 ways with gas mechanism  
**Dimensions:** W:660 x D:510 x H:705mm  
**Base:** Five ways Polished Aluminium  
**Base Finish:** Metals V39 - Black Matt  
**Shell Finish and Color:** Polypropylene PP0006 with front-face upholstery  
**Upholstery:** Kvadrat - Canvas CV00454  
**Manufacturer:** Arper  
**Supplier:** Humanspace Office Furnishing.  
**Contact:** Mira Hewitt  
**Email:** mira@humanspace.com

S13 Armchair  
Location: Select Area



**Description:** Colina M - Sled  
**Model No:** Sled #4303  
**Dimensions:** W:740 x D:490 x H:690mm  
**Base:** Sled  
**Base Finish:** Metals V44 -noir 2100 Sable Matt  
**Upholstery:** Steelcut Trio 3 ST00883.  
**Manufacturer:** Arper  
**Supplier:**Humanspace Office Furnishing  
**Contact:** Mira Hewitt  
**Email:** mira@humanspace.com

S7 High Chair  
Location: Select Hospitality



**Description:** Spine Wood Base Barstool  
**Model No:** 1731  
**Dimensions:** W:450 x D:515 x x SH: 415 x H:700 mm  
**Shell Finish:** Black lacquered Ash  
**Upholstery:** Leather Vice 11, Black  
**Manufacturer:** Fredericia  
**Supplier:**Humanspace Office Furnishing  
**Contact:** Mira Hewitt  
**Email:** mira@humanspace.com

S14 Coffee Table  
Location: Select Area



**Description:** Extra Large Around Coffee Table  
**Model No:** SKU 60055  
**Dimensions:** Dia 950 mm H: 360 mm  
**Finsih:** Anthracite Stained Ash Veneer  
**Manufacturer:** Muuto  
**Supplier:**Humanspace Office Furnishing  
**Contact:** Mira Hewitt  
**Email:** mira@humanspace.com

Drawing status	REV	DATE	DESCRIPTION	SECTION TITLE	SCALE	DATE
DESIGN INTENT				FINISHES SCHEDULE	NA	17.04.2023
capital bank				DRAWING TITLE	SECTION NO.	DRAWING NO.
				FURNITURE		
				DRAWN BY	CHECKED BY	
				DZ	SA	
					SFnP	402A
						/

S15 2 Seater Sofa  
Location:Multi-purpose room  
Select Area



**Image for reference only. Follow Upholstery below**  
**Description:** OSLO SOFA 2-Seater  
**Model No:** 15023-DKGY\_966  
**Dimensions:** W:1500 x D:730 x SH: 450 x H:795 mm  
**Base:** Powder Coated Steel  
**Base Finish:** Black  
**Upholstery:** Steelcut Trio 3 ST00883.  
**Manufacturer:** Muuto  
**Supplier:**Humanspace Office Furnishing  
**Contact:** Mira Hewitt  
**Email:** mira@humanspace.com

S16 1 Seater Sofa  
Location:Multi-purpose room  
Select Area



**Image for reference only. Follow Upholstery below**  
**Description:** OSLO SOFA 1-Seater  
**Model No:** 15041-BLCK\_220  
**Dimensions:** W:825 x D:675 x SH: 400 x H:755 mm  
**Base:** Powder Coated Steel  
**Base Finish:** Black  
**Upholstery:** Kvadrat Hallingdal 407  
**Manufacturer:** Muuto  
**Supplier:**Humanspace Office Furnishing  
**Contact:** Mira Hewitt  
**Email:** mira@humanspace.com

S17 Chair - Yellow  
Location: Multi-purpose room  
Select Area



**Description:** Duna 02 Fact Sheet – 5 ways with gas mechanism  
**Dimensions:** W:660 x D:510 x H:705mm  
**Base:** Five ways Polished Aluminium  
**Base Finish:** Metals V39 - Black Matt  
**Shell Finish and Color:** Polypropylene PP0006 with front-face upholstery  
**Upholstery:** Kvadrat - Hallingdal 407  
**Manufacturer:** Arper  
**Supplier:** Humanspace Office Furnishing.  
**Contact:** Mira Hewitt  
**Email:** mira@humanspace.com

S18 Chair - Blue  
Location: Multi-purpose room  
Select Area



**Image for reference only. Follow Upholstery below**  
**Description:** Duna 02 Fact Sheet – 5 ways with gas mechanism  
**Dimensions:** W:660 x D:510 x H:705mm  
**Base:** Five ways Polished Aluminium  
**Base Finish:** Metals V39 - Black Matt  
**Shell Finish and Color:** Polypropylene PP0006 with front-face upholstery  
**Upholstery:** Steelcut Trio 3 ST00883.  
**Manufacturer:** Arper  
**Supplier:** Humanspace Office Furnishing.  
**Contact:** Mira Hewitt  
**Email:** mira@humanspace.com

S19 Table  
Location: Multi-purpose room  
Select Area



**Description:** Dizzie - H 74 #0710  
**Dimensions:** Dia 1000 mm H: 740 mm  
**Top Finish:** Fenix F02 Black  
**Base Finish:** Metals V39 - Black matt  
**Manufacturer:** Arper  
**Supplier:**Humanspace Office Furnishing  
**Contact:** Mira Hewitt  
**Email:** mira@humanspace.com

S20 Staff Chair  
Location: Mezzanine and Back office



**Description:** KINESIT — 5 WAYS, LOW BACKREST  
**Backrest Height:** Low  
**Base:** Five ways Aluminium with Gaz  
**Base Finish:** V12 white plus-lackered  
**Shell Finish:** Upholstery with open-back shell White  
**Upholstery:** Steelcut Trio 3 ST00883.  
**Manufacturer:** Arper  
**Supplier:**Humanspace Office Furnishing  
**Contact:** Mira Hewitt  
**Email:** mira@humanspace.com

S21 Desk  
Location: Mezzanine and Back office



**Description:** Partita - S4 L1632KT  
**Dimensions:** W:3200 x D:1600 x H:740mm  
**Table Top:** Laminate 3101  
**Leg & Mid Support:** Laminate 4598, Real Oak  
**Cable Tray/ Cover:** Epoxy RAL 9016  
**Manufacturer:** Koleksiyon  
**Supplier:**Humanspace Office Furnishing  
**Contact:** Mira Hewitt  
**Email:** mira@humanspace.com

S22 Staff Chair  
Location: Manager Room  
Mezzanine and Operation Office



**Description:** KINESIT — 5 WAYS, LOW BACKREST  
**Backrest Height:** Medium  
**Base:** Five ways Aluminium with Gaz  
**Base Finish:** V12 white plus-lackered  
**Shell Finish:** Upholstery with open-back shell White  
**Upholstery:**Steelcut Trio 3 ST00883.  
**Manufacturer:** Arper  
**Supplier:**Humanspace Office Furnishing  
**Email:** mira@humanspace.com

S23 Table Desk - Large  
Location: Manager Room  
Mezzanine



**Description:** Partita - S4 D0818LK  
**Dimensions:** W:1800 x D:1450 x H:740mm  
**Table Top:** Laminate 3101  
**Leg & Mid Support:** Laminate 4598, Real Oak  
**Cable Tray/ Cover:** Epoxy RAL 9016  
**Note:**ORIENTATION TO BE AS PER GA  
**Manufacturer:** Koleksiyon  
**Supplier:** Humanspace Office Furnishing  
**Contact:** Mira Hewitt  
**Email:** mira@humanspace.com

S24 Bar Stool  
Location: Mezzanine



**Description:** Sole Bar Stool  
**Dimensions:** W:485 x D:550 x SH:740 X H:1110mm  
**Bar Stool Fabric:** Camira - Era CSE41  
**Bar Stool Metal:** White Ral 9016  
**Manufacturer:** B&T  
**Supplier:**Humanspace Office Furnishing  
**Contact:** Mira Hewitt  
**Email:** mira@humanspace.com

S25 Side Table  
Location: The Interactive Waiting Booth in Advance and Mezannine



**Description:** Arc Side Table ME5485 Occasional table.  
**Dimensions:** W:350x L:455x H:530 mm  
**Finish:** Premier Finish White  
**Manufacturer:** Andreu World  
**Supplier:**Humanspace Office Furnishing  
**Contact:** Mira Hewitt  
**Email:** mira@humanspace.com

S26 Sofa  
Location: Advance Teller Area



**Description:** Drage Seat/Fully Upholstered Bench  
**Model no:** CORNER 267  
**Dimensions:**2670x2020xH440mm  
**Upholstery:** Steelcut Trio 3 ST00883  
**Manufacturer:** B&T  
**Supplier:**Humanspace Office Furnishing  
**Contact:** Mira Hewitt  
**Email:** mira@humanspace.com

S27 Table Desk - Small  
Location: Back office



**Description:** Partita - S4 C0814RK  
**Dimensions:** W:1400 x D:1205 x H:740mm  
**Table Top:** Laminate 3101  
**Leg & Mid Support:** Laminate 4598, Real Oak  
**Cable Tray/ Cover:** Epoxy RAL 9016  
**Note:**ORIENTATION TO BE AS PER GA  
**Manufacturer:** Koleksiyon  
**Supplier:** Humanspace Office Furnishing  
**Contact:** Mira Hewitt  
**Email:** mira@humanspace.com

S28 Coworking Table  
Location:Back office



**Description:** Partita - S2 TM300  
**Dimensions:** W:3000 x D:1200 x H:740mm  
**Table Top:** Laminate 3101  
**Leg & Mid Support:** Laminate 4598, Real Oak  
**Cable Tray/ Cover:** Epoxy RAL 9016  
**Manufacturer:** Koleksiyon  
**Supplier:** Humanspace Office Furnishing  
**Contact:** Mira Hewitt  
**Email:** mira@humanspace.com

S29 High Chair  
Location:Smart Zone



**Description:** Dot Bar Stool  
**Dimensions:** W:445 x D:520 x SH:750 X H:1115mm  
**Bar Stool Wood Seat:** Ash Natural  
**Bar Stool Fabric:**Steelcut Trio 3 ST00883.  
**Bar Stool Metal:** Anthracite RAL 7016  
**Manufacturer:** B&T  
**Supplier:**Humanspace Office Furnishing  
**Contact:** Mira Hewitt  
**Email:** mira@humanspace.com

S30 Table Desk  
Location: Operation Office



**Description:** Partita - A0814NK  
**Dimensions:** W:1400 x D:800 x H:740mm  
**Table Top:** Laminate 3101  
**Leg & Mid Support:** Laminate 4598, Real Oak  
**Cable Tray/ Cover:** Epoxy RAL 9016  
**Manufacturer:** Koleksiyon  
**Supplier:** Humanspace Office Furnishing  
**Contact:** Mira Hewitt  
**Email:** mira@humanspace.com

S31 Meeting Chair - Grey  
Location: Center Manager Room



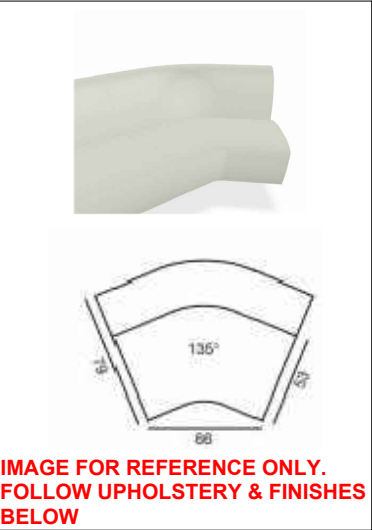
**Description:** Cila - Trestle on Castors, with Armrests  
**Dimensions:** W:590 x D:555 x H:835mm  
**Base:** Trestel with Weels  
**Base Finish:** Metals V25 Black- matt  
**Shell L Finish:** Upholstery  
**Upholstery:** Kvadrat - Canvas CV00174  
**Manufacturer:** Arper  
**Supplier:** Humanspace Office Furnishing.  
**Contact:** Mira Hewitt  
**Email:** mira@humanspace.com

S32 Modular Sofa - LEFT  
Location: Seselect Area



**Description:** Loop - Modular Sofa / Left Armset End  
**Modular No:** 2802  
**Dimensions:** W:1550 x D:815x H:705mm  
**Base Finish:**Metals V39 - Black Matt  
**Upholstery:**PF Soft Leather PF00004  
**Manufacturer:** Arper  
**Supplier:**Humanspace Office Furnishing  
**Contact:** Mira Hewitt  
**Email:** mira@humanspace.com

S33 Modular Sofa - Center  
Location: Seselect Area



**Description:** Loop - Modular Sofa / Left Armset End  
**Modular No:** 2809  
**Dimensions:** W:660 x D:790x H:705mm  
**Base Finish:**Metals V39 - Black Matt  
**Upholstery:**PF Soft Leather PF00004  
**Manufacturer:** Arper  
**Supplier:**Humanspace Office Furnishing  
**Contact:** Mira Hewitt  
**Email:** mira@humanspace.com

S34 Modular Sofa - Right  
Location: Seselect Area



**Description:** Loop - Modular Sofa / Left Armset End  
**Modular No:** 2805  
**Dimensions:** W:1880 x D:815x H:705mm  
**Base Finish:**Metals V39 - Black Matt  
**Upholstery:**PF Soft Leather PF00004  
**Manufacturer:** Arper  
**Supplier:**Humanspace Office Furnishing  
**Contact:** Mira Hewitt  
**Email:** mira@humanspace.com

S35 Desk  
Location:Back office



**Description:** Loop - Modular Sofa / Left Armset End  
**Modular No:** 2805  
**Dimensions:** W:1880 x D:815x H:705mm  
**Base Finish:**Metals V39 - Black Matt  
**Upholstery:**PF Soft Leather PF00004  
**Manufacturer:** Arper  
**Supplier:**Humanspace Office Furnishing  
**Contact:** Mira Hewitt  
**Email:** mira@humanspace.com

<div><div><div></div><div>Office # G06, Building 6, Dubai Media City, Dubai, UAE</div><div>Tel: +971 4 558 7355 Email: dubai@i-amonline.com</div><div><div>All materials copyright to I-AM. Not to be reproduced or circulated without prior consent. Do not scale from the drawing.</div></div></div><div><div>capital</div><div>bank</div></div></div>	Drawing status		REV	DATE	DESCRIPTION	SECTION TITLE		SCALE	DATE	
	DESIGN INTENT					FINISHES SCHEDULE		NA	13.03.2023	
	<div></div>					DRAWING TITLE		SECTION NO.	DRAWING NO.	REV NO
						FURNITURE		SFnP	402A.2	/
						DRAWN BY	CHECKED BY			
						DZ	SA			

C1 Regular Gypsum Board

Location: All over Branch



**Description:** 12.5mm thick regular gypsum ceiling  
**REF:** KC B001 - Single Layer  
**Manufacturer:** Knauf  
**Contact:** Vicente Beyrouthy / Mohamed Ibrahim  
**Email:** Beyrouthy.Vicente@knauf.qa  
ibrahim.mohamed@knauf.com  
**Phone:** +966 53 1283 319

C2 MDF Board

Location: ITM Room & Select Teller Area



**Description:** 18mm thick normal MDF board  
**Thickness:** 18mm  
**Finish:** Unfinished (refer RCP for ceiling final finishes)  
**Manufacturer:** N/A  
**Supplier:** Contractor to source locally

C3 Blue Suspended Acoustic Ceiling Panel

Location: 24x7 Area




IMAGE FOR REFERENCE ONLY

**Description:** Flat Cloud Customised Suspended Acoustic Ceiling Panel  
**REF:** CLD380R  
**Collection:** Plativity Collection  
**Finish:** FLM 04  
**Thickness:** 12mm  
**Dimensions:** L:1700 x W:1200mm (or as indicated in RCP)  
**Manufacturer:** FELTTOCUH

C4 Custom-Made Metal Ceiling Panels

Location: Select Bookable Rooms



**Description:** 50mm thick ceiling panels made of 2mm thick metal sheet cladded on framework made of square metal profiles. Entire system to be hung from the slab using tensile SS ropes  
**Finish:** Powder coated to match RAL 1019  
**Manufacturer:** N/A  
**Supplier:** Contractor to fabricate locally as per details available in the sections

C5 MR Gypsum Board

Location: Toilet and Pantry



**Description:** 12.5mm thick moister resistant gypsum ceiling  
**REF:** KC B001 - Single Layer  
**Manufacturer:** Knauf  
**Contact:** Vicente Beyrouthy / Mohamed Ibrahim  
**Email:** Beyrouthy.Vicente@knauf.qa  
ibrahim.mohamed@knauf.com  
**Phone:** +966 53 1283 319

C6 Metal Grid Ceiling

Location: IT Room



**Description:** Clip in Perforated Metal Ceiling Tiles  
**Model No:** ACPA1-6006007R16  
**Finish:** White Aluminum RAL 9003  
**Perforation Pattern:** Pattern A  
**Dimensions:** 600x600mm - 0.7mm thick  
**Make:** USG Boral Middle East

<div><div><div><div></div><div>I-AM</div></div><div><div>Office # 414, Building 8, Dubai Media City, Dubai, UAE</div><div>Tel: +971 4 558 7355</div><div>Email: dubai@i-amonline.com</div></div><div><div><div>All materials copyright to I-AM. Not to be reproduced or circulated without prior consent. Do not scale from the drawing.</div></div></div></div></div>	Drawing status	REV	DATE	DESCRIPTION	SECTION TITLE	SCALE	DATE		
	DESIGN INTENT				FINISHES SCHEDULE	NA	08.05.2023		
	<div><div><div>capital</div><div>b a n k</div></div></div>				DRAWING TITLE	SECTION NO.	DRAWING NO.	REV NO	
					CEILING FINISHES				
					DRAWN BY	CHECKED BY	SFnP	403	/
					DZ	SA			

L1 Table Lamp  
Location: Smart Lobby



**Description:** Como SC53, a portable table lamp from Space Copenhagen,  
**Dimensions:** DIA 156mm H: 210mm  
**Light Source:** 1W LED light bulb  
**Color temperature (Kelvin):** 2700K  
**Product Material:** Aluminium, ABS  
**Finish:** Red Brown  
**Manufacturer:** &Tradition  
**Supplier:** Soma Lighting  
**Contact:** Sharon Pinto  
**Email:** sharon@somalighting.com

L2 Red Fabric Circular Light  
Location: Smart Lobby



**Description:** Red Suspended circular Light Flat with embedded LED profile  
**Fabric:** Dia 2000 x **Thickness** 50 mm  
**Light Profile:**OuterDia:1400 + InnerDia:1350 mm  
**LED Finish:** White/Opal Acrylic diffuser  
**Fabric Finish:**Kvadrat -Steelcut 3 SE00612  
**Manufacturer:** Flexxica  
**Supplier:** Soma Lighting  
**Contact:** Sharon Pinto  
**Email:** sharon@somalighting.com

L3 Red Fabric Light Suspended  
Location: Smart Lobby



**Description:** Red Suspended circular Light with suspended LED profile  
**Fabric:** Dia 2000 x **Thickness** 50 mm  
**Light Profile:**OuterDia:1400mm + InnerDia:1350 mm x 50 mm Thickness  
**LED Finish:** White/Opal Acrylic diffuser with Black Metal Profile  
**Distance between Light Profile & Circular Fabric Body:** 200 mm  
**Fabric Finish:**Kvadrat -Steelcut 3 SE00612  
**Manufacturer:** Flexxica  
**Supplier:** Soma Lighting  
**Contact:** Sharon Pinto  
**Email:** sharon@somalighting.com

L4 Grey Fabric Circular Light  
Location: Smart Lobby



**Description:** Grey Suspended circular Light Flat with embedded LED profile  
**Fabric:** Dia 2000 x **Thickness** 50 mm  
**Light Profile:**OuterDia:1400 + InnerDia:1350 mm  
**LED Finish:** White/Opal Acrylic diffuser  
**Fabric Finish:**Kvadrat -Steelcut 3 SE00140  
**Manufacturer:** Flexxica  
**Supplier:** Soma Lighting  
**Contact:** Sharon Pinto  
**Email:** sharon@somalighting.com

L5 Grey Fabric Light Suspended  
Location: Smart Lobby



**Description:** Grey Suspended circular Light with suspended LED profile  
**Fabric:** Dia 2000 x **Thickness** 50 mm  
**Light Profile:**OuterDia:1400mm + InnerDia:1350 mm x 50 mm Thickness  
**LED Finish:** White/Opal Acrylic diffuser with Black Metal Profile  
**Distance between Light Profile & Circular Fabric Body:** 200 mm  
**Fabric Finish:**Kvadrat -Steelcut 3 SE00140  
**Manufacturer:** Flexxica  
**Supplier:** Soma Lighting  
**Contact:** Sharon Pinto  
**Email:** sharon@somalighting.com

L6 Blue Fabric Light Suspended  
Location: Smart Lobby



**Description:** Blue Suspended circular Light with suspended LED profile  
**Fabric:** Dia 2300 x **Thickness** 50 mm  
**Light Profile:**OuterDia:1400mm + InnerDia:1350 mm x 50 mm Thickness  
**LED Finish:** White/Opal Acrylic diffuser with Black Metal Profile  
**Distance between Light Profile & Circular Fabric Body:** 200 mm  
**Fabric Finish:**Kvadrat -Steelcut 3 SE00732  
**Manufacturer:** Flexxica  
**Supplier:** Soma Lighting  
**Contact:** Sharon Pinto  
**Email:** sharon@somalighting.com

L7 Suspended Round Light  
Location: Semi-Private Advice Booth in Advance



**Description:** Suspended circular Light  
**Dimensions:** Outer Dia:1200 Inner DIA:1100 H:50 mm  
**Finish:** Powder Coated Metal PANTONE Red 199 C  
**LED Finish:** White/Opal Acrylic diffuser  
**Manufacturer:** Flexxica  
**Supplier:** Soma Lighting  
**Contact:** Sharon Pinto  
**Email:** sharon@somalighting.com

L8 Table Lamp  
Location: Advance and Corporate Teller



**Description:** Como SC53, a portable table lamp from Space Copenhagen,  
**Dimensions:** DIA 156mm H: 210mm  
**Light Source:** 1W LED light bulb  
**Color temperature (Kelvin):** 2700K  
**Product Material:** Aluminium, ABS  
**Finish:** Stone Blue  
**Manufacturer:** &Tradition  
**Supplier:** Soma Lighting  
**Contact:** Sharon Pinto  
**Email:** sharon@somalighting.com

L9 Suspended Linear Light  
Location: Advance Teller



**IMAGE FOR REFERENCE ONLY.**  
**Description:** Suspended Linear Ligh  
**Dimensions:** L:1600 W: 74 H: 77 mm  
**Finish:** Powder Coated Metal Profile in Black RAL 7015  
**LED Finish:** White/Opal Acrylic diffuser  
**Manufacturer:** LEDRAY  
**Supplier:** Soma Lighting  
**Contact:** Sharon Pinto  
**Email:** sharon@somalighting.com

L10 Table Lamp  
Location: Select Hospitality and Teller



**Description:** Como SC53, a portable table lamp from Space Copenhagen,  
**Dimensions:** DIA 156mm H: 210mm  
**Light Source:** 1W LED light bulb  
**Color temperature (Kelvin):** 2700K  
**Product Material:** Aluminium, ABS  
**Finish:** Bronzed  
**Manufacturer:** &Tradition  
**Supplier:** Soma Lighting  
**Contact:** Sharon Pinto  
**Email:** sharon@somalighting.com

L11 Suspended Linear Light  
Location: Select Area



**IMAGE FOR REFERENCE ONLY.**  
**Description:** Suspended Linear Ligh  
**Dimensions:** L:1800 W: 74 H: 77 mm  
**Finish:** Powder Coated Metal Profile in Black RAL 7015  
**LED Finish:** White/Opal Acrylic diffuser  
**Manufacturer:** LEDRAY  
**Supplier:** Soma Lighting  
**Contact:** Sharon Pinto  
**Email:** sharon@somalighting.com

L12 Suspended Linear Light  
Location: Select Area



**IMAGE FOR REFERENCE ONLY.**  
**Description:** Suspended Linear Ligh  
**Dimensions:** L:1500 W: 74 H: 77 mm  
**Finish:** Powder Coated Metal Profile in Black RAL 7015  
**LED Finish:** White/Opal Acrylic diffuser  
**Manufacturer:** LEDRAY  
**Supplier:** Soma Lighting  
**Contact:** Sharon Pinto  
**Email:** sharon@somalighting.com

L13 Suspended Round Light  
Location: Multi-purpose room Select Area



**Description:** Suspended circular Light  
**Dimensions:** Outer Dia:1200 Inner DIA:1100 H:50 mm  
**Finish:** Powder Coated Metal RAL 5003  
**LED Finish:** White/Opal Acrylic diffuser  
**Manufacturer:** Flexxica  
**Supplier:** Soma Lighting  
**Contact:** Sharon Pinto  
**Email:** sharon@somalighting.com

L14 Floor Lamp  
Location: Multi-purpose room Select Area



**Description:** Post Floor Lamp  
**Model No:** 22380  
**Dimensions:** DIA 95 mm H: 1360 mm  
**Finish:** Powder Coated Steel Black  
**Manufacturer:** Muuto  
**Supplier:** Soma Lighting  
**Contact:** Sharon Pinto  
**Email:** sharon@somalighting.com

Drawing status	REV	DATE	DESCRIPTION	SECTION TITLE	SCALE	DATE
DESIGN INTENT				FINISHES SCHEDULE	NA	17.04.2023
capital bank				DRAWING TITLE	SECTION NO.	DRAWING NO.
				LIGHTING FIXTURES		
				DRAWN BY	CHECKED BY	
				DZ	SA	
					SFnP	404
						REV NO
						/

L15 Suspended Light  
Location: Mezzanine and Back office



**Description:** FlabFAB black  
**Item Code:** 85610  
**Dimension:** W:160 X L 1200 X H 180mm  
**Cable Length:** As shown in sections  
**Color:** Black  
**Manufacturer:** Embacco Lighting  
**Supplier:** Soma Lighting  
**Contact:** Sharon Pinto  
**Email:** sharon@somalighting.com

L16 Track Light  
Location: Mezzanine



**Description:** Ray Mini on Track1.0  
**Track Dimensions:** W 30 mm H: 30 mm L: TBC  
**Spotlight Dimension:** Dia: 70 x H: 82 mm  
**Finish:** Powder Coated Steel Black  
**Manufacturer:** Wever & Ducre Lighting  
**Supplier:** Soma Lighting  
**Contact:** Sharon Pinto  
**Email:** sharon@somalighting.com

L17 Suspended Light  
Location: Digital Migration Officer



**Description:** Suspended Light  
**Dimensions:** **Outer Oval:**2100 x 900 mm  
**Inner Oval :**1900 x 700 mm H:150 mm  
**LED Number Display:** L: 150 x H:90 mm  
**Cut out Surface with Embedded Light (Number):** Dia 100  
**Finish:** Powder Coated Metal PANTONE Red 199 C  
**LED Finish:** White/Opal Acrylic diffuser  
**Manufacturer:** Flexxica  
**Supplier:** Soma Lighting  
**Contact:** Sharon Pinto  
**Email:** sharon@somalighting.com

L18 Embedded Light  
Location: ITM Kiosk



**Description:** Embedded Light  
**Dimensions:** Outer DIA : 900 mm  
Inner DIA:800 mm  
**LED Finish:** White/Opal Acrylic diffuser  
**Manufacturer:** Flexxica  
**Supplier:** Soma Lighting  
**Contact:** Sharon Pinto  
**Email:** sharon@somalighting.com

L19 Cove Light  
Location: Furniture



**Description:** LED Neon RIBBON  
**Model No:** AN-F1010Wxx-CV-Fx  
**Dimension:** 10 mm x 10 mm  
**LED Finish:** White/Opal Acrylic diffuser  
**Manufacturer:** LEDRAY  
**Supplier:** Soma Lighting  
**Contact:** Sharon Pinto  
**Email:** sharon@somalighting.com

L20 Cove Light  
Location: Skirting



**Description:** LED Flexible Strip  
**Model No:** BR-F3528xx120-xx-x-Fx-VX  
**Dimension:** 10 mm x 2.2 mm  
**Manufacturer:** LEDRAY  
**Supplier:** Soma Lighting  
**Contact:** Sharon Pinto  
**Email:** sharon@somalighting.com

L21 Suspended Light  
Location: Advanced Teller



**Description:** Suspended Light  
**Dimensions:** **Outer Oval:**3100 x 900 mm  
**Inner Oval :**2900 x 700 mm H:150 mm  
**LED Number Display:** L: 150 x H:90 mm  
**Cut out Surface with Embedded Light (Number):** Dia 100  
**Finish:**Powder Coated Pantone 7544C  
**LED Finish:** White/Opal Acrylic diffuser  
**Manufacturer:** Flexxica  
**Supplier:** Soma Lighting  
**Contact:** Sharon Pinto  
**Email:** sharon@somalighting.com

L22 Suspended Light  
Location: Corporate Teller



**Description:** Suspended Light  
**Dimensions:** **Outer Oval:**3100 x 900 mm  
**Inner Oval :**2900 x 700 mm H:150 mm  
**LED Number Display:** L: 150 x H:90 mm  
**Cut out Surface with Embedded Light (Number):** Dia 100  
**Finish:**Powder Coated Metal RAL 7047  
**LED Finish:** White/Opal Acrylic diffuser  
**Manufacturer:** Flexxica  
**Supplier:** Soma Lighting  
**Contact:** Sharon Pinto  
**Email:** sharon@somalighting.com

L23 Suspended Light  
Location: Select Teller



**Description:** Suspended Light  
**Dimensions:** **Outer Oval:**2100 x 900 mm  
**Inner Oval :**1900 x 700 mm H:150 mm  
**LED Number Display:** L: 150 x H:90 mm  
**Cut out Surface with Embedded Light (Number):** Dia 100  
**Finish:**Powder Coated Metal RAL 1019  
**LED Finish:** White/Opal Acrylic diffuser  
**Manufacturer:** Flexxica  
**Supplier:** Soma Lighting  
**Contact:** Sharon Pinto  
**Email:** sharon@somalighting.com

L24 Spot Light  
Location: Back Office



**Description:** Bania 11,White LED Downlight,  
**Model No:** DM200048  
**Dimensions:** Dia:82mm x H:90mm  
**Finish:**Powder Coated White  
**Manufacturer:** the inspired Lighting  
**Supplier:** Soma Lighting  
**Contact:** Sharon Pinto  
**Email:** sharon@somalighting.com

L25 Round Ceiling Light  
Location: Back Office Mezzanine



**Description:** Round Ceiling Light  
**Model No:** TLX-0829A  
**Dimensions:** Dia:270mm x H:90mm  
**Finish:**White  
**Manufacturer:** Thornlux  
**Supplier:** Soma Lighting  
**Contact:** Sharon Pinto  
**Email:** sharon@somalighting.com

L26 FLOOR LAMP  
Location:Select Lounge



**Description:** Twiggy Floor Lamp  
**Dimensions:** 2000 x 2280 mm  
**Manufacturer:** Foscarini  
**Supplier:** Soma Lighting  
**Contact:** Sharon Pinto  
**Email:** sharon@somalighting.com

L27 Suspended Light  
Location: Digital Migration Officer





**Description:** Suspended Light  
**Dimensions:** **Outer Oval:**2100 x 900 mm  
**Inner Oval :**1900 x 700 mm H:150 mm  
**LED Number Display:** L: 150 x H:90 mm  
**Cut out Surface with Embedded Light (Number):** Dia 100  
**Finish:** Powder Coated Metal RAL 1019  
**LED Finish:** White/Opal Acrylic diffuser  
**Manufacturer:** Flexxica  
**Supplier:** Soma Lighting  
**Contact:** Sharon Pinto  
**Email:** sharon@somalighting.com


L28 Suspended Light  
Location: Select Teller



**Description:** Suspended Light  
**Dimensions:** **Outer Oval:**3100 x 900 mm  
**Inner Oval :**2100 x 700 mm H:150 mm  
**LED Number Display:** L: 150 x H:90 mm  
**Cut out Surface with Embedded Light (Number):** Dia 100  
**Finish:**Powder Coated Metal RAL 1019  
**LED Finish:** White/Opal Acrylic diffuser  
**Manufacturer:** Flexxica  
**Supplier:** Soma Lighting  
**Contact:** Sharon Pinto  
**Email:** sharon@somalighting.com

<div><div>Office # G06, Building 6, Dubai Media City, Dubai, UAE</div><div>Tel: +971 4 558 7355 Email: dubai@i-amonline.com</div><div><small>All materials copyright to I-AM. Not to be reproduced or circulated without prior consent. Do not scale from the drawing.</small></div></div>	Drawing status	REV	DATE	DESCRIPTION	SECTION TITLE		SCALE	DATE	
	DESIGN INTENT				FINISHES SCHEDULE		NA	17.04.2023	
	<div></div>				DRAWING TITLE		SECTION NO.	DRAWING NO.	REV NO
					LIGHTING FIXTURES		SFnP	404.1	/
					DRAWN BY	CHECKED BY			
					DZ	SA			

L29 Dark Blue Fabric Circular Light  
Location: Smart Lobby



**Description:** Dark Blue Suspended circular Light Flat with embedded LED profile  
**Fabric:** Dia 1200 x **Thickness** 50 mm  
**Light:** OuterDia:840 + InnerDia:800 mm  
**LED Finish:** White/Opal Acrylic diffuser  
**Fabric Finish:**Kvadrat -Steelcut Trio 3 ST00883.  
**Manufacturer:** Flexxica  
**Supplier:** Soma Lighting  
**Contact:** Sharon Pinto  
**Email:** sharon@somalighting.com

L30 Dark Blue Fabric Circular Light  
Location: Smart Lobby



**Description:** Dark Blue Suspended circular Light with suspended LED profile  
**Fabric:** Dia 1200 x **Thickness** 50 mm  
**Light:** OuterDia:840 + InnerDia:800 mm x 50 mm Thickness  
**LED Finish:** White/Opal Acrylic diffuser with Black Metal Profile  
**Distance between Light Profile & Circular Fabric Body:** 200 mm  
**Fabric Finish:**Kvadrat -Steelcut Trio 3 ST00883.  
**Manufacturer:** Flexxica  
**Supplier:** Soma Lighting  
**Contact:** Sharon Pinto  
**Email:** sharon@somalighting.com

L31 Grey Fabric Circular Light  
Location: Smart Lobby



**Description:** Grey Suspended circular Light Flat with embedded LED profile  
**Fabric:** Dia 1200 x **Thickness** 50 mm  
**Light:**OuterDia:840 + InnerDia:800 mm  
**LED Finish:** White/Opal Acrylic diffuser  
**Fabric Finish:**Kvadrat -Steelcut 3 SE00140  
**Manufacturer:** Flexxica  
**Supplier:** Soma Lighting  
**Contact:** Sharon Pinto  
**Email:** sharon@somalighting.com

L32 Grey Fabric Light Suspended  
Location: Smart Lobby



**Description:** Grey Suspended circular Light with suspended LED profile  
**Fabric:** Dia 1200 x **Thickness** 50 mm  
**Light:**OuterDia:840 + InnerDia:800 mm x 50 mm Thickness  
**LED Finish:** White/Opal Acrylic diffuser with Black Metal Profile  
**Distance between Light Profile & Circular Fabric Body:** 200 mm  
**Fabric Finish:**Kvadrat -Steelcut 3 SE00140  
**Manufacturer:** Flexxica  
**Supplier:** Soma Lighting  
**Contact:** Sharon Pinto  
**Email:** sharon@somalighting.com

L33 Blue Fabric Light Suspended  
Location: Smart Lobby



**Description:** Blue Suspended circular Light with suspended LED profile  
**Fabric:** Dia 2300 x **Thickness** 50 mm  
**Fabric:** Dia 1200 x **Thickness** 50 mm  
**Light:**OuterDia:840 + InnerDia:800 mm  
**LED Finish:** White/Opal Acrylic diffuser with Black Metal Profile  
**Distance between Light Profile & Circular Fabric Body:** 200 mm  
**Fabric Finish:**Kvadrat -Steelcut 3 SE00732  
**Manufacturer:** Flexxica  
**Supplier:** Soma Lighting  
**Contact:** Sharon Pinto  
**Email:** sharon@somalighting.com

L34 Suspended Round Light  
Location: Center Manager Room




**Description:** Suspended circular Light  
**Dimensions:** Outer Dia:1200  
Inner DIA:1100  
H:50 mm  
**Finish:** Beige powder coated metal  
Color: to match RAL 1019  
**LED Finish:** White/Opal Acrylic diffuser  
**Manufacturer:** Flexxica  
**Supplier:** Soma Lighting  
**Contact:** Sharon Pinto  
**Email:** sharon@somalighting.com

<div><div><div>I-AM</div><div>Office # G06, Building 6, Dubai Media City, Dubai, UAE</div><div>Tel: +971 4 558 7355 Email: dubai@i-amonline.com</div><div><div>All materials copyright to I-AM. Not to be reproduced or circulated without prior consent. Do not scale from the drawing.</div></div></div><div><div>capital</div><div>bank</div></div></div>	Drawing status	REV	DATE	DESCRIPTION	SECTION TITLE	SCALE	DATE		
	DESIGN INTENT				FINISHES SCHEDULE	NA	17.04.2023		
					DRAWING TITLE	SECTION NO.	DRAWING NO.	REV NO	
					LIGHTING FIXTURES				
					DRAWN BY	CHECKED BY	SFnP	404.2	/
					DZ	SA			

X1


Natural Olive Tree  
Location: Smart Lobby



**Description:** Natural Olive Tree  
**Plant Height:** 2000mm  
**Bench Opening Dimensions:** H:700 x Dia:800mm  
**Supplier:** GreenWork  
**Contact:** Khaled Qtaish  
**Email:** Khaledqtaish@gmail.com  
**Phone No.:** +962 7 9650 5093

X2A


Scindapsus Live Plant  
Location: Smart Lobby,  
Multipurpose Room Select Area



**Description:** Scindapsus Hanged Natural Potted  
**Plant Height:** 200 mm  
**Pot Dimensions:** H:130 x Dia: 170 mm  
**Pot Finish:** Darck Brown  
**Supplier:** GreenWork  
**Contact:** Khaled Qtaish  
**Email:** Khaledqtaish@gmail.com  
**Phone No.:** +962 7 9650 5093

X2B


Scindapsus Live Plant  
Location: Smart Lobby,  
Multipurpose Room Select Area



**Description:** Scindapsus Natural Potted  
**Plant Height:** 200 mm  
**Pot Dimensions:** H:130 x Dia: 170 mm  
**Pot Finish:** Darck Brown  
**Supplier:** GreenWork  
**Contact:** Khaled Qtaish  
**Email:** Khaledqtaish@gmail.com  
**Phone No.:** +962 7 9650 5093

X3A


Hedera Wonder Live Plant  
Location: Smart Lobby,  
Multipurpose Room Select Area



**Description:** Hedera Wonder natural Hanged potted  
**Plant Height:** 200 mm  
**Pot Dimensions:** H:130 x Dia: 170 mm  
**Pot Finish:** Darck Brown  
**Supplier:** GreenWork  
**Contact:** Khaled Qtaish  
**Email:** Khaledqtaish@gmail.com  
**Phone No.:** +962 7 9650 5093

X3B


Hedera Wonder Live Plant  
Location: Smart Lobby,  
Multipurpose Room Select Area



**Description:** Hedera Wonder natural potted  
**Plant Height:** 200 mm  
**Pot Dimensions:** H:130 x Dia: 170 mm  
**Pot Finish:** Darck Brown  
**Supplier:** GreenWork  
**Contact:** Khaled Qtaish  
**Email:** Khaledqtaish@gmail.com  
**Phone No.:** +962 7 9650 5093

X4


Live Plant  
Location: Social Seating



**Description:** Dryopteris Natural Live Plant for the Social Seating  
**Plant Height:** 800 - 900mm  
**Planter Size:** L:1250 W:500 H:1000 mm  
**Supplier:** GreenWork  
**Contact:** Khaled Qtaish  
**Email:** Khaledqtaish@gmail.com  
**Phone No.:** +962 7 9650 5093

X5


Artificial Plant  
Location: Advance Booth



**Description:** Dryopteris Artificial Plants for the Booth  
**Plant Height:** 800 - 900mm  
**Planter Size:** L:1400 W:530 H:750 mm  
**Planter Size:** L:1250 W:500 H:1000 mm  
**Supplier:** Waterline  
**Contact:** Iyass  
**Email:** info@waterlinedecor.com  
**Phone No.:** +962 79 55 07 071

X6

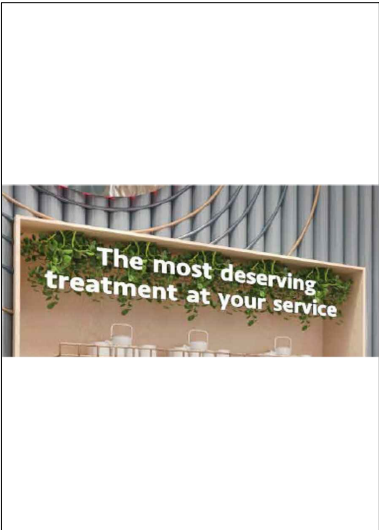
Natural Olive Tree  
Location:Advance Teller



**Description:** Natural Olive Tree  
**Plant Height:**1250 mm  
**Pot Dimensions:** H:400 x Dia:500mm  
**Pot Color:** Grey  
**Supplier:** GreenWork  
**Contact:** Khaled Qtaish  
**Email:** Khaledqtaish@gmail.com  
**Phone No.:** +962 7 9650 5093

X7


Artificial Top hanged Plant  
Location: Select Hospitality



**Description:** Artificial Top hanged Plant  
**Plant Height:**350 mm  
**Planter Size:** L: 1800 W:400  
**Supplier:** Waterline  
**Contact:** Iyass  
**Email:** info@waterlinedecor.com  
**Phone No.:** +962 79 55 07 07

X8


Preserved Moss  
Location: Digital Migration Desk



**Description:** Preserved Moss  
**Dia:**500 mmm  
**Contact:** Khaled Qtaish  
**Email:** Khaledqtaish@gmail.com  
**Phone No.:** +962 7 9650 5093

X9


Preserved Moss Wall Fixed  
Location: Select Area



**Description:** Preserved Moss to be fixed on the wall  
**Dia:**900 mmm  
**Contact:** Khaled Qtaish  
**Email:** Khaledqtaish@gmail.com  
**Phone No.:** +962 7 9650 5093

X10


Natural Potted Plant  
Location: Multipurpose Room  
Select Area



**Description:** Darcena colorama  
**Plant Height:**1350 mm  
**Pot Dimensions:** H:300 x Dia:300mm  
**Pot Color:** Grey  
**Supplier:** GreenWork  
**Contact:** Khaled Qtaish  
**Email:** Khaledqtaish@gmail.com  
**Phone No.:** +962 7 9650 5093

X11


Natural Potted Plant  
Location: Multipurpose Room  
Select Area




**Description:** Strelitzia nicolai  
**Plant Height:**2100 mm  
**Pot Dimensions:** H:450 x Dia:450mm  
**Pot Color:** Grey  
**Supplier:** GreenWork  
**Contact:** Khaled Qtaish  
**Email:** Khaledqtaish@gmail.com  
**Phone No.:** +962 7 9650 5093

X12

Natural Plant for Planter  
Location:Window Planters and  
Mezzanine Planters



**Description:** Nephrolepis exaltata bosteniensis  
**Plant Height:**300-350 mm  
**Supplier:** GreenWork  
**Contact:** Khaled Qtaish  
**Email:** Khaledqtaish@gmail.com  
**Phone No.:** +962 7 9650 5093

<div><div></div><div><div>Office # G06, Building 6, Dubai Media City, Dubai, UAE</div><div>Tel: +971 4 558 7355 Email: dubai@i-amonline.com</div><div><small>All materials copyright to I-AM. Not to be reproduced or circulated without prior consent. Do not scale from the drawing.</small></div></div></div> <tr><th colspan="2">Drawing status</th><th>REV</th><th>DATE</th><th>DESCRIPTION</th><th colspan="2">SECTION TITLE</th><th>SCALE</th><th colspan="2">DATE</th></tr> <tr><td colspan="4">DESIGN INTENT</td><td></td><td></td><td colspan="2">FINISHES SCHEDULE</td><td>NA</td><td>08.05.2023</td></tr> <tr><td colspan="4" rowspan="3"><div><div>capital</div><div>bank</div></div></td><td></td><td></td><td colspan="2">DRAWING TITLE</td><td>SECTION NO.</td><td>DRAWING NO.</td><td>REV NO</td></tr> <tr><td></td><td></td><td colspan="2">LANDSCAPE</td><td></td><td></td><td></td></tr> <tr><td></td><td></td><td></td><td>DRAWN BY</td><td>CHECKED BY</td><td rowspan="2">SFnP</td><td rowspan="2">405</td><td rowspan="2">/</td></tr> <tr><td></td><td></td><td></td><td>DZ</td><td>SA</td></tr>	Drawing status		REV	DATE	DESCRIPTION	SECTION TITLE		SCALE	DATE		DESIGN INTENT						FINISHES SCHEDULE		NA	08.05.2023	<div><div>capital</div><div>bank</div></div>						DRAWING TITLE		SECTION NO.	DRAWING NO.	REV NO			LANDSCAPE								DRAWN BY	CHECKED BY	SFnP	405	/				DZ	SA
	Drawing status		REV	DATE	DESCRIPTION	SECTION TITLE		SCALE	DATE																																										
	DESIGN INTENT						FINISHES SCHEDULE		NA	08.05.2023																																									
	<div><div>capital</div><div>bank</div></div>						DRAWING TITLE		SECTION NO.	DRAWING NO.	REV NO																																								
							LANDSCAPE																																												
							DRAWN BY	CHECKED BY	SFnP	405	/																																								
			DZ	SA																																															

X13

Natural Plant for Planter  
Location:Window Planters and Mezzanine Planters



**Description:** Spathiphyllum  
**Plant Height:**300-350 mm  
**Supplier:** GreenWork  
**Contact:** Khaled Qtaish  
**Email:** Khaledqtaish@gmail.com  
**Phone No.:** +962 7 9650 5093

X14

Natural Plant for Planter  
Location:Window Planters and Mezzanine Planters



**Description:** Chlorophytum  
**Plant Height:**300-350 mm  
**Supplier:** GreenWork  
**Contact:** Khaled Qtaish  
**Email:** Khaledqtaish@gmail.com  
**Phone No.:** +962 7 9650 5093

X15

Natural Plant for Planter  
Location:Window Planters and Mezzanine Planters



**Description:** Chlorophytum  
**Plant Height:**300-350 mm  
**Supplier:** GreenWork  
**Contact:** Khaled Qtaish  
**Email:** Khaledqtaish@gmail.com  
**Phone No.:** +962 7 9650 5093

X16

Olive Tree  
Location:Dabouq Smart Lobby



**Description:** Natural Olive Tree  
**Plant Height:** 2000mm  
**Planter:** H:500  
**Supplier:** GreenWork  
**Contact:** Khaled Qtaish  
**Email:** Khaledqtaish@gmail.com  
**Phone No.:** +962 7 9650 5093

X17

Artificial Plant  
Location:Window Planters



**Description:** Spathiphyllum  
**Plant Height:**300-450 mm  
**Supplier:** Waterline  
**Contact:** lyass  
**Email:** info@waterlinedecor.com  
**Phone No.:** +962 79 55 07 07

X18

Artificial Plant  
Location:Window Planters




**Description:** Nephrolepis exaltata bosteniensis  
**Plant Height:** 300 - 450mm  
**Supplier:** Waterline  
**Contact:** lyass  
**Email:** info@waterlinedecor.com  
**Phone No.:** +962 79 55 07 071

<div><div><div>I-AM</div><div>Office # G06, Building 6, Dubai Media City, Dubai, UAE</div><div>Tel: +971 4 558 7355 Email: dubai@i-amonline.com</div><div><div>All materials copyright to I-AM. Not to be reproduced or circulated without prior consent. Do not scale from the drawing.</div></div></div><div><div>capital</div><div>bank</div></div></div>	Drawing status		REV	DATE	DESCRIPTION	SECTION TITLE		SCALE	DATE	
	DESIGN INTENT					FINISHES SCHEDULE		NA	08.05.2023	
						DRAWING TITLE		SECTION NO.	DRAWING NO.	REV NO
						LANDSCAPE				
						DRAWN BY	CHECKED BY	SFnP	405.1	/
						DZ	SA			

T1

External Screen  
Location: ENTRANCE



NOT APPLICABLE

IMAGE FOR REFERENCE ONLY

Description: LED screen

Screen Dimension: L:4880 x H:2000 mm


Supplier: N/A

Contact:N/A

EMAIL:N/A

T2

Interior Facade LED Screen  
Location: Smart Lobby



NOT APPLICABLE

IMAGE FOR REFERENCE ONLY

Description: LED screen

Screen Dimension: L:1200 x H:1800 mm


Supplier: N/A

Contact:N/A

EMAIL:N/A

T3

Entrance LED Screen  
Location: Smart Lobby



NOT APPLICABLE

IMAGE FOR REFERENCE ONLY

Description: LED screen

Screen Dimension: L:900 x H:1750 mm


Supplier: N/A

Contact:N/A

EMAIL:N/A

T4

Q-Matic Touch Screen  
Location: Digital Migration Officer



NOT APPLICABLE

IMAGE FOR REFERENCE ONLY

Description: 12 Inch Q-Matic Touch Screen

Screen Dimensions: L:150 x H:270 mm


Supplier: N/A

Contact:N/A

EMAIL:N/A

T5

LED Screen  
Location: Divider Module in Smart Lobby



NOT APPLICABLE

IMAGE FOR REFERENCE ONLY

Description: LED screen

Screen Dimension: L:1748 x H:950 mm


Supplier: N/A

Contact:N/A

EMAIL:N/A

T6

10 Inch Tablet  
Location: Quick Advice Desk, Booth, All Tellers & Select Multipurpose Room



NOT APPLICABLE

IMAGE FOR REFERENCE ONLY

Description: 10 Inch Tablet

Screen Dimensions: 124.5 x 221.4 mm


Supplier: N/A

Contact:N/A

EMAIL:N/A

T7

LED Screen  
Location: Smart Lobby



NOT APPLICABLE

IMAGE FOR REFERENCE ONLY

Description: LED screen

Screen Dimension: L:5900 x H:1300 mm


Supplier: N/A

Contact:N/A

EMAIL:N/A

T8

Token Numerator screen  
Location: Booth Module 1, 2 & 3



NOT APPLICABLE

IMAGE FOR REFERENCE ONLY

Description: LED screen

Screen Dimension: L:150 x H:90 mm


Supplier: N/A

Contact:N/A

EMAIL:N/A

T9

LED Screen  
Location: Bulkhead Advance Area



NOT APPLICABLE

IMAGE FOR REFERENCE ONLY

Description: LED screen

Screen Dimension: L:5200 x H:1300 mm


Supplier: N/A

Contact:N/A

EMAIL:N/A

T10

LED Screen  
Location: Advance Teller



NOT APPLICABLE

IMAGE FOR REFERENCE ONLY

Description: LED screen

Screen Dimension: L:3000 x H:800 mm


Supplier: N/A

Contact:N/A

EMAIL:N/A

T11

Circular Screen  
Location: Advance Teller



NOT APPLICABLE

IMAGE FOR REFERENCE ONLY

Description: LED screen

Screen Dimensions: DIA 1500 mm


Supplier: N/A

Contact:N/A

EMAIL:N/A

T12

LED Screen  
Location: Select Teller



NOT APPLICABLE

IMAGE FOR REFERENCE ONLY

Description: LED screen

Screen Dimension: L:2100 x H:800 mm


Supplier: N/A

Contact:N/A

EMAIL:N/A

T13

TV Screen  
Location: Select Multipurpose Room



NOT APPLICABLE

IMAGE FOR REFERENCE ONLY

Description: 52 Inch Tv Screen

Screen Dimension: L:1206 x H:738 mm


Supplier: N/A

Contact:N/A

EMAIL:N/A

T14

TV Screen  
Location: Mezzanine



NOT APPLICABLE

IMAGE FOR REFERENCE ONLY


Description: 70 Inch Tv Screen

Screen Dimension: L:1549 x H:871 mm

Supplier: N/A

Contact:N/A

EMAIL:N/A

<div><div></div><div>Office # G06, Building 6, Dubai Media City, Dubai, UAE</div><div>Tel: +971 4 558 7355 Email: dubai@i-amonline.com</div><div>All materials copyright to I-AM. Not to be reproduced or circulated without prior consent. Do not scale from the drawing.</div></div>	Drawing status		REV	DATE	DESCRIPTION	SECTION TITLE		SCALE	DATE	
	DESIGN INTENT					FINISHES SCHEDULE		NA	08.05.2023	
	<div>capital bank</div>					DRAWING TITLE		SECTION NO.	DRAWING NO.	REV NO
						TECHNOLOGY				
						DRAWN BY	CHECKED BY	SFnP	407	/
						DZ	SA			

T15

Exterior Screen  
Location: ENTRANCE




IMAGE FOR REFERENCE ONLY

Description: LED screen

Screen Dimension: L:3750 x H:1700 mm

Supplier: N/A

Contact:N/A

EMAIL:N/A

T16

Exterior Screen  
Location: ENTRANCE




IMAGE FOR REFERENCE ONLY

Description: LED screen

Screen Dimension: L:4475 x H:1700 mm

Supplier: N/A

Contact:N/A

EMAIL:N/A

T17

Exterior Curved Screen  
Location: ENTRANCE




IMAGE FOR REFERENCE ONLY

Description: Curved LED Screen

Screen Dimension: L:4570 x H:1700 mm

Supplier: N/A

Contact:N/A

EMAIL:N/A

T18

Exterior Curved Screen  
Location: ENTRANCE




IMAGE FOR REFERENCE ONLY

Description: Curved LED screen

Screen Dimension: L:5345 x H:2850 mm

Supplier: N/A

Contact:N/A

EMAIL:N/A

T19

Exterior Screen  
Location: ENTRANCE




IMAGE FOR REFERENCE ONLY

Description: LED screen

Screen Dimension: L:950 x H:1700 mm

Supplier: N/A

Contact:N/A

EMAIL:N/A

T20

Exterior Screen  
Location: ENTRANCE




IMAGE FOR REFERENCE ONLY

Description: LED screen

Screen Dimension: L:2700 x H:1700 mm

Supplier: N/A

Contact:N/A

EMAIL:N/A

T19

LED Screen  
Location: DM in Smart Lobby




IMAGE FOR REFERENCE ONLY

Description: LED screen

Screen Dimension: L:2400 x H:1200 mm

Supplier: N/A

Contact:N/A

EMAIL:N/A

T20

Circular Screen  
Location: Smart Lobby




IMAGE FOR REFERENCE ONLY

Description: LED screen

Screen Dimensions: DIA 1000 mm

Supplier: N/A

Contact:N/A

EMAIL:N/A

T21

Circular Screen  
Location: Smart Lobby




IMAGE FOR REFERENCE ONLY

Description: LED screen

Screen Dimensions: DIA 1450 mm

Supplier: N/A

Contact:N/A

EMAIL:N/A

T22

Exterior Curved Screen  
Location: ENTRANCE




IMAGE FOR REFERENCE ONLY


Description: Curved LED Screen

Screen Dimension: L:5345 x H:1700 mm

Supplier: N/A

Contact:N/A

EMAIL:N/A

<div><div></div><div>Office # G06, Building 6, Dubai Media City, Dubai, UAE</div><div>Tel: +971 4 558 7355 Email: dubai@i-amonline.com</div><div><small>All materials copyright to I-AM. Not to be reproduced or circulated without prior consent. Do not scale from the drawing.</small></div></div>	Drawing status	REV	DATE	DESCRIPTION	SECTION TITLE	SCALE	DATE		
	DESIGN INTENT				FINISHES SCHEDULE	NA	08.05.2023		
	<div><div>capital</div><div>bank</div></div>				DRAWING TITLE	SECTION NO.	DRAWING NO.	REV NO	
					TECHNOLOGY	SFnP	407.1	/	
					DRAWN BY	CHECKED BY			
					DZ	SA			

- B1

Acoustic Curtain  
Location: Advance Bookable Meeting Room
- B2

Acoustic Curtain  
Location: Select Bookable Rooms
- B3

Acoustic Curtain  
Location: Advance Branch Manager, Mezzanine
- B4

Rolling Shutter  
Location: 24 / 7 Lobby
- B5

Window Blinds  
Location: Mezzanine Window Ledge
- B6

Vault Door  
Location: Vault Room
- B7

Bar Door  
Location: Safe Deposit



**Description:** Top Hung Felt Acoustic Curtain suspended from track fixed to ceiling above  
**REF:** "namad"- XL wave curtain  
**Track Finish:** SS metal finish  
**Dimensions:** Tailor made as per plan and sections  
**Curtain Finish:** 07 Light Grey Mixture  
**Manufacturer:** Lily Latifi  
**Supplier:** Amman Decoration House  
**Contact:** Ali Salameh  
**Email:** cpo@adh-jo.com  
**Phone No.:** +962 79 556 8202

**Description:** Top Hung Felt Acoustic Curtain suspended from track fixed to ceiling above  
**REF:** "namad"- XL wave curtain  
**Track Finish:** Bronze Metal Finish  
**Dimensions:** Tailor made as per plan and sections  
**Curtain Finish:** 21 Burgundy  
**Manufacturer:** Lily Latifi  
**Supplier:** Amman Decoration House  
**Contact:** Ali Salameh  
**Email:** cpo@adh-jo.com  
**Phone No.:** +962 79 556 8202

**Description:** Top Hung Felt Acoustic Curtain suspended from track fixed to ceiling above  
**REF:** "namad"- XL wave curtain  
**Track Finish:** SS metal finish  
**Dimensions:** Tailor made as per plan and sections  
**Curtain Finish:** 33 Skyblue  
**Manufacturer:** Lily Latifi  
**Supplier:** Amman Decoration House  
**Contact:** Ali Salameh  
**Email:** cpo@adh-jo.com  
**Phone No.:** +962 79 556 8202

**Description:** Electrically operated polycarbonate roll-up door with interlocking slats  
**REF:** All Aluminium Vision 7  
**Motor:** SKB DC Motor  
**Dimensions:** As shown in GA  
**Finish:** Polycarbonate panels and white powder coated slats to match RAL 9003  
**Supplier:** Euro Jordan Trading Company  
**Contact:** Mohammad Abu Abed  
**Email:** M.abed@eurojo.com  
**Phone No.:** +962 7 9670 7808

**Description:** Wooden Blinds  
**Finsih:** to match FORMICA Natural Ash Cross 8799  
**Dimensions:** As per GA  
**Manufacturer:** Andalus Window Systems  
**Contact:** Khaled Walid  
**Email:** Khaled@madigroup.net  
**Phone No.:** +962 7 9124 6118

**Description:** Vault Door By Client  
**Dimensions:** 800 x 2400 mm

**Description:** Bar Door By Client  
**Dimensions:** 800 x 2400 mm

- B8

Electrical Kettle  
Location: Pantry
- B9

Microwave  
Location: Pantry
- B10

Refrigerator  
Location: Pantry
- B11

Water Dispenser  
Location: Pantry
- B12

Bottle Cooler  
Location: Hospitality Unit
- B13

Safe Deposit Box  
Location: Safe Deposit Room



**Description:** Electrical Kettle by Client

**Description:** Microwave by Client

**Description:** Refrigerator by Client  
**Maximum Dimensions:** 600 x H 1400

**Description:** Water Dispenser by Client

**Description:** Bottle Cooler by Client  
**Maximum Dimensions:** 600 x 500 mm

**Description:** E30 Safe Deposit Locker Solution  
**Boxes used:** 300 x 450 x H150 mm  
300 x 450 x H 300 mm  
300 x 450 x H 600 mm  
**Safe deposit columns Dimensions:**  
**Depth 480, Height 2800, Lenght** as per GA

<div><div>Office # 414, Building 8, Dubai Media City, Dubai, UAE</div><div>Tel: +971 4 558 7355</div><div>Email: dubai@i-amonline.com</div><div>All materials copyright to I-AM. Not to be reproduced or circulated without prior consent. Do not scale from the drawing.</div></div>	Drawing status		REV	DATE	DESCRIPTION	SECTION TITLE		SCALE	DATE	
	DESIGN INTENT					FINISHES SCHEDULE		NA	08.05.2023	
	<div><div>capital</div><div>bank</div></div>					DRAWING TITLE		SECTION NO.	DRAWING NO.	REV NO
						FIXTURES & FITTING				
						DRAWN BY	CHECKED BY	SFnP	408	/
						DZ	SA			

E1

Printer (All-in-One)  
Location: Advance/ Corporate Operations Room, Select and Mezzanine Back Office

**Description:** All-in-One Printer  
**REF:** Kyocera Printer Taskalfa 3010i  
**Manufacturer:** Kyocera  
**Contact:** By Client  
**Email:** NA

E2

Printer  
Location: Advance, Corporate & select Tellers, Bookable meeting rooms, Advice Booth, DM

**Description:** Printer  
**REF:** WorkForce Pro WF-C5790DWF Series  
**Manufacturer:** Epson  
**Contact:** By Client  
**Email:** NA

E3

Coffee Machine  
Location: Advance Hospitality

**Description:** Franke Coffee Machine  
**REF:** Franke A400 with FoamMasters Milksystem  
**Color:** Black  
**Manufacturer:** Franke  
**Contact:** By Client  
**Email:** NA

E4

ATM  
Location: 24x7 Lobby

**Description:** ATM (Lobby Multifunction Cash Recycler)  
**REF:** DN SeriesTM 400H  
**Manufacturer:** Diebold Nixdorf  
**Contact:** By Client  
**Email:** NA

E5

ITM  
Location: 24x7 Lobby

**Description:** Non-cash Kiosk ON series (with MSP4 card printer)  
**REF:** DN Series  
**Contact:** By Client  
**Email:** NA

E6

TCR  
Location: All Teller Counters

**Description:** Teller Cash Recycler  
**REF:** RBG-200  
**Manufacturer:** Glory Global  
**Contact:** By Client  
**Email:** NA

E7

Laptop  
Location: All S&SA ,BOM ,BM

**Description:** Laptop  
**REF:** 3510 or 3520  
512 GB SSD disk, core i5, 8 GB RAM  
**Contact:** By Client  
**Email:** NA

E8

Foldable Laptop  
Location: DM

**Description:** Foldable Laptop  
**REF:** HP Envy x360 Rayzen 7 with touch screen  
**Manufacturer:** HP  
**Contact:** By Client  
**Email:** NA

E9

Desktop  
Location: All Tellers, Operation

**Description:** Desktop Computers  
**REF:** Optiplex 3080  
512 GB SSD disk, core i5, 8 GB RAM  
**Contact:** By Client  
**Email:** NA

E10

Printer  
Location: All Tellers Counters

**Description:** Printer  
**REF:** Epson LQ-690  
**Manufacturer:** Epson  
**Contact:** By Client  
**Email:** NA

E11

Cheque Scanner  
Location: All Teller Counters

**Description:** Cheque Scanner  
**REF:** Canon CR 50  
**Manufacturer:** Cannon  
**Contact:** By Client  
**Email:** NA

E12

Cheque Scanner  
Location: All Teller Counter and Head Teller

**Description:** Micor Cheque  
**REF:** ScanTeam 8300  
**Contact:** By Client  
**Email:** NA

E13

Card Printer  
Location: DM

**Description:** Evlois Printer  
**REF:** Evlois Printer / Auto Feeder  
**Manufacturer:** Evolis  
**Contact:** By Client  
**Email:** NA

E14

Queuing System  
Location: DM

**Description:** Queuing System  
**REF:** STS Queuing System  
**Contact:** By Client  
**Email:** NA

<div><div><div></div></div><div>Office # 414, Building 8, Dubai Media City, Dubai, UAE</div><div>Tel: +971 4 558 7355</div><div>Email: dubai@i-amonline.com</div><div><div>All materials copyright to I-AM. Not to be reproduced or circulated without prior consent. Do not scale from the drawing.</div></div></div>	Drawing status	REV	DATE	DESCRIPTION	SECTION TITLE	SCALE	DATE		
	DESIGN INTENT				FINISHES SCHEDULE	NA	10.04.2023		
	<div><div>capital</div><div>bank</div></div>				DRAWING TITLE	SECTION NO.	DRAWING NO.	REV NO	
					EQUIPMENT				
					DRAWN BY	CHECKED BY	SFnP	410	/
					SA	SA			

E15 Pinpad Xpos  
Location: Branch Operation Manager




Description: Pinpad Xpos (Evolis password entry)  
Contact: By Client  
Email: NA

E16 Passport Reader  
Location: Meeting Room



Description: Passport Reader  
Contact: By Client  
Email: NA

E17 Cheque Boxes Dropbox  
Location: Security Desk



Description: Cheque Box - Dropbox  
Contact: By Client  
Email: NA

E18 Wacom devices  
Location: SSA




Description: Wacom Devices  
Contact: By Client  
Email: NA

E19 Numerone - 3 pockets  
Location: Head Teller



Description: Numerone - 3 Pockets  
Contact: By Client  
Email: NA

E20 ID Reader  
Location: Meeting Booth



Description: ID READER  
Manufacturer: Dual I.com  
Contact: By Client  
Email: NA

E21 Finger Print Scanner  
Location: Meeting Booth



Description: Suprema BioMini Slim  
Contact: By Client  
Email: NA

E22 UV MACHINE  
Location: All Teller



Description: Dors 125  
Contact: By Client  
Email: NA

E23 Note Counting machine  
Location: All Teller



Description: Masterwork Automodules  
Contact: By Client  
Email: NA

E24 Checker  
Location: Head Teller



Description: Tan - chan Technology CW - 1600  
Contact: By Client  
Email: NA

E25 Paper Shedder  
Location: BOM



Description: Offtec Intimus CP4  
Contact: By Client  
Email: NA

E26 Date and Time Machine  
Location: SSA and Cheque Dropbox




Description: JM - 880  
Contact: By Client  
Email: NA

<div><div><div></div><div><div></div><div></div></div></div><div><div>Office # 414, Building 8, Dubai Media City, Dubai, UAE</div><div>Tel: +971 4 558 7355</div><div>Email: dubai@i-amonline.com</div><div><div>All materials copyright to I-AM. Not to be reproduced or circulated without prior consent. Do not scale from the drawing.</div></div></div></div>	Drawing status		REV	DATE	DESCRIPTION	SECTION TITLE		SCALE	DATE	
	DESIGN INTENT		A	22.05.2023	REVISED AS PER CLIENT REQUEST	FINISHES SCHEDULE		NA	10.04.2023	
	<div><div></div><div><div></div><div></div></div></div> <div><div>capital</div><div>bank</div></div>					DRAWING TITLE		SECTION NO.	DRAWING NO.	REV NO
						EQUIPMENT				
						DRAWN BY	CHECKED BY	SFnP	410.1	A
						SA	SA			

V1


Water Closet  
Location: Female & Male Toilets



**Description:** Resort Water Closet  
Rimless Wall Hung w/Hidden Fixation  
**Model No:** RST23AWHA  
**Color:** Alpine White  
**Dimensions:** 520 x 360 X 420 mm  
**Trapway type:** Concealed  
**Manufacturer:** Rak Ceramic  
**Supplier:** Nabulsi & Amad  
**Contact:** Ramzi Farah  
**Email:** ramzi@nabulsiamad.com

V2


Undercounter Wash Basin  
Location: Female & Male Toilets



**Description:** Oval drop in basin 50 cm  
**Model No:** VARDI25000AWH  
**Color:** Alpine White  
**Dimensions:** L:500 X 360 mm  
**Manufacturer:** Rak Ceramic  
**Supplier:** Nabulsi & Amad  
**Contact:** Ramzi Farah  
**Email:** ramzi@nabulsiamad.com

V3


Wash Basin Mixer  
Location: Female & Male Toilets



**Description:** Electronic controlled basin mixer dn 15 with 9 v alkaline battery single hole mounted magnet-cartridge unit, with mixing shaft with control handle  
**Mode No:** RAK12031  
**Finish:** Chrome  
**Manufacturer:** Rak Ceramic  
**Supplier:** Nabulsi & Amad  
**Contact:** Ramzi Farah  
**Email:** ramzi@nabulsiamad.com

V4


Toilet Roll Holder  
Location: Female & Male Toilets



**Description:** Wall mounted toilet roll holder  
**Model No.:** RAK21004  
**Finish:** Chrome  
**Manufacturer:** Rak Ceramic  
**Supplier:** Nabulsi & Amad  
**Contact:** Ramzi Farah  
**Email:** ramzi@nabulsiamad.com

V5


Cistern & Flush Plate  
Location: Female & Male Toilets



**Description:** Concealed Cistern + Cover Plate Dual Flushing Mechanism  
**Model No:** RAKCCWF8SET  
**Finish:** White cistern & chrome plate  
**Manufacturer:** Rak Ceramic  
**Supplier:** Nabulsi & Amad  
**Contact:** Ramzi Farah  
**Email:** ramzi@nabulsiamad.com

V6


Floor Trap  
Location: Female Toilet , Male Toilet & Pantry



**Description:** Floor tray ready to fit floor/tile drain set  
**Model No:** GEB-388-005-00-1  
**Dimensions:** 164 x 164 mm  
**Finish:** Stainless Steel  
**Range:** Fitting  
**Make:** Geberit  
**Supplier:** Muhammad Ibrahim Abu Ghallous Stores  
**Email:** +962 7 95506630

V7


Health Faucet  
Location: Female & Male Toilets



**Description:**ABS Shattaf With Hose And Holder  
**Finish:** Chrome  
**Manufacturer:** Rak Ceramic  
**Supplier:** Nabulsi & Amad  
**Contact:** Ramzi Farah  
**Email:** ramzi@nabulsiamad.com

V8


Soap Dispenser  
Location: Female & Male Toilets



**Description:** Cubis Soap Dispenser & Holder  
**Model No:** RAKCUB9907  
**Finish:** Silver  
**Manufacturer:** Rak Ceramic  
**Supplier:** Nabulsi & Amad  
**Contact:** Ramzi Farah  
**Email:** ramzi@nabulsiamad.com

V9


Tissue Dispenser  
Location: Female & Male Toilets



**Description:** AutoCut Dispensers  
**Finish:** Black  
**Manufacturer:** Fine  
**Supplier:** Jordan Fine Store  
**Website:** <https://www.finestore.com/autocut-hand-towel-dispensers>

V10


Waste Bin  
Location: Female & Male Toilets



**Description:** IX304 Pedal Bin 5 Litre  
**Model No:** BDA-HOT-853-D-CP  
**Finish:** Polished stainless steel  
**Dimensions:** W:200 x D:235 xH:280mm  
**Capacity:** 5 Liters  
**Collection:** Hotel  
**Supplier:** BAGNODESIGN @ GIMCO  
**Email:** gimco.jordan@outlook.com

V11


Robe Hook  
Location: Female & Male Toilets



**Description:** CALIBER ROBE HOOK  
**Model No:** RAK21005  
**Finish:** Chrome  
**Manufacturer:** Rak Ceramic  
**Supplier:** Nabulsi & Amad  
**Contact:** Ramzi Farah  
**Email:** ramzi@nabulsiamad.com

V12


Pantry SS Sink  
Location: Pantry



**Description:** Inset Sink Single Bowl Single Drain  
**Model No:** RAK90810  
**Finish:** Chrome  
**Manufacturer:** Rak Ceramic  
**Supplier:** Nabulsi & Amad  
**Contact:** Ramzi Farah  
**Email:** ramzi@nabulsiamad.com

V13


Pantry Sink Mixer  
Location: Pantry



**Description:** Kludi Rak-Polaris Single Lever Sink Mixer  
**Model No:** RAK 10050  
**Finish:** Chrome  
**Manufacturer:** Rak Ceramic  
**Supplier:** Nabulsi & Amad  
**Contact:** Ramzi Farah  
**Email:** ramzi@nabulsiamad.com


V14

Pantry Waste Bin  
Location: Pantry



**Description:** Aquaeco Pedal Bin with soft-close lid  
**Model No:** AQA-ECO-744-BS  
**Finish:** Brushed Stainless Steel  
**Dimensions:** W:342 x D:325 x H:641mm  
**Capacity:** 30 Liters  
**Manufacturer:** Aquaeco - Aquazone  
**Supplier:** BAGNODESIGN @ GIMCO  
**Email:** gimco.jordan@outlook.com

<div><div><div></div></div><div><div>Office # 414, Building 8, Dubai Media City, Dubai, UAE</div><div>Tel: +971 4 558 7355</div><div>Email: dubai@i-amonline.com</div><div><div>All materials copyright to I-AM. Not to be reproduced or circulated without prior consent. Do not scale from the drawing.</div></div></div></div> <div><div><div></div></div><div><div>capital</div><div>b a n k</div></div></div>	Drawing status	REV	DATE	DESCRIPTION	SECTION TITLE		SCALE	DATE		
	DESIGN INTENT				FINISHES SCHEDULE		NA	08.05.2023		
						DRAWING TITLE		SECTION NO.	DRAWING NO.	REV NO
						SANITARY FIXTURES				
						DRAWN BY	CHECKED BY	SFnP	410	/
					DZ	SA				



**Description:** RAK-JOY WALL HUNG MIRROR  
**Model No:** JOYMR08068STD  
**Dimension:** H:800 x W:680mm  
**Manufacturer:** Rak Ceramic  
**Supplier:** Nabulsi & Amad  
**Contact:** Ramzi Farah  
**Email:** ramzi@nabulsiamad.com

<div><div>I-AM</div><div>Office # 414, Building 8, Dubai Media City, Dubai, UAE</div><div>Tel: +971 4 558 7355</div><div>Email: dubai@i-amonline.com</div><div><div>All materials copyright to I-AM. Not to be reproduced or circulated without prior consent. Do not scale from the drawing.</div></div></div>	Drawing status	REV	DATE	DESCRIPTION	SECTION TITLE	SCALE	DATE		
	DESIGN INTENT				FINISHES SCHEDULE	NA	08.05.2023		
	<div><div>capital</div><div>b a n k</div></div>				DRAWING TITLE	SECTION NO.	DRAWING NO.	REV NO	
					SANITARY FIXTURES				
					DRAWN BY	CHECKED BY	SFnP	410.1	A
					DZ	SA			