

LG NeON[®] R

LG365Q1C-A5

60 cell

LG NeON[®] R is new powerful product with global top level performance. Applied new cell structure without electrodes on the front, LG NeON[®] R maximized the utilization of light and enhanced its reliability. LG NeON[®] R demonstrates LG's efforts to increase customer's values beyond efficiency. It features enhanced warranty, durability, performance under real environment, and aesthetic design suitable for roofs.



Enhanced Warranty

LG now offer 25 years product warranty to accommodate performance warranty as well. LG NeON[®] R has an enhanced performance warranty. After 25 years, LG NeON[®] R is guaranteed at least 87.0% of initial performance.



High Power Output

The LG NeON[®] R has been designed to significantly enhance its output making it efficient even in limited space.



Aesthetic Roof

LG NeON[®] R has been designed with aesthetics in mind: no electrode on the front that makes new product more aesthetic. LG NeON[®] R can increase the value of a property with its modern design.



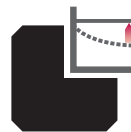
Outstanding Durability

With its newly reinforced frame design, LG NeON[®] R can endure a front load up to 6000 Pa, and a rear load up to 5400 Pa.



Better Performance on a Sunny Day

LG NeON[®] R now performs better on a sunny days thanks to its improved temperature coefficient.



Near Zero LID (Light Induced Degradation)

The n-type cells used in LG NeON[®] R have almost no boron, which may cause the initial performance degradation, leading to less LID.

About LG Electronics

LG Electronics is a global player who has been committed to expanding its capacity, based on solar energy business as its future growth engine. We embarked on a solar energy source research program in 1985, supported by LG Group's rich experience in semi-conductor, LCD, chemistry, and materials industry. We successfully released first Mono X[®] series to the market in 2010, which were exported to 32 countries in the following 2 years, thereafter. In 2013, NeON[™] (previously known as Mono X[®] NeON) & 2015 NeON2 with CELLO technology won "Intersolar Award", which proved LG is the leader of innovation in the industry.

Mechanical Properties

Cells	6 x 10
Cell Vendor	LG
Cell Type	Monocrystalline / N-type
Cell Dimensions	161.7 x 161.7 mm / 6 inches
Dimensions (L x W x H)	1700 x 1016 x 40 mm 66.93 x 40.0 x 1.57 inch
Front Load	6,000Pa / 125 psf
Rear Load	5,400Pa / 113 psf
Weight	18.5 kg / 40.79 lb
Connector Type	MC4
Junction Box	IP68 with 3 Bypass Diodes
Length of Cables	1000 mm x 2 ea
Glass	High Transmission Tempered Glass
Frame	Anodized Aluminium

Certifications and Warranty

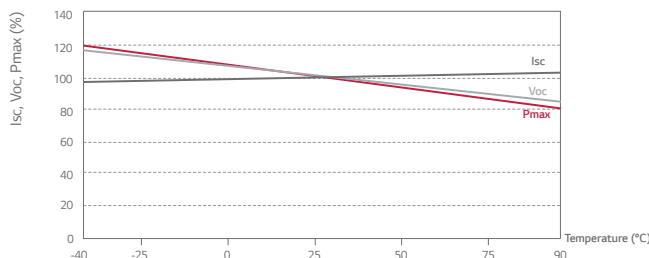
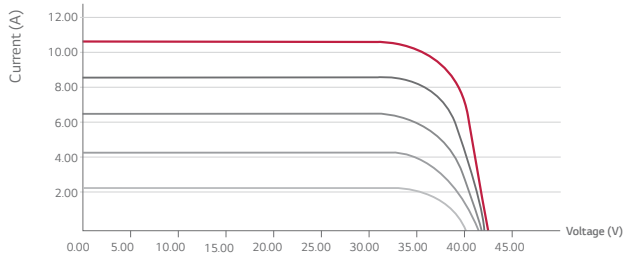
Certifications	IEC 61215, IEC 61730-1/-2 UL 1703 IEC 61701 (Salt mist corrosion test) IEC 62716 (Ammonia corrosion test) ISO 9001
Module Fire Performance (USA)	Type 1
Fire Resistance Class (CANADA)	Class C (ULC / ORD C1703)
Product Warranty	25 years
Output Warranty of Pmax	Linear warranty**

**1) First 5 years : 95%, 2) After 5th year : 0.4% annual degradation, 3) 25 years : 87.0%

Temperature Characteristics

NOCT	44 ± 3 °C
Pmpp	-0.30 %/°C
Voc	-0.24 %/°C
Isc	0.04 %/°C

Characteristic Curves



Electrical Properties (STC *)

Module	365
Maximum Power (Pmax)	365
MPP Voltage (Vmpp)	36.7
MPP Current (Impp)	9.95
Open Circuit Voltage (Voc)	42.8
Short Circuit Current (Isc)	10.80
Module Efficiency	21.1
Operating Temperature	-40 ~ +90
Maximum System Voltage	1000
Maximum Series Fuse Rating	20
Power Tolerance (%)	0 ~ +3

* STC (Standard Test Condition): Irradiance 1,000 W/m², Ambient Temperature 25 °C, AM 1.5

* The nameplate power output is measured and determined by LG Electronics at its sole and absolute discretion.

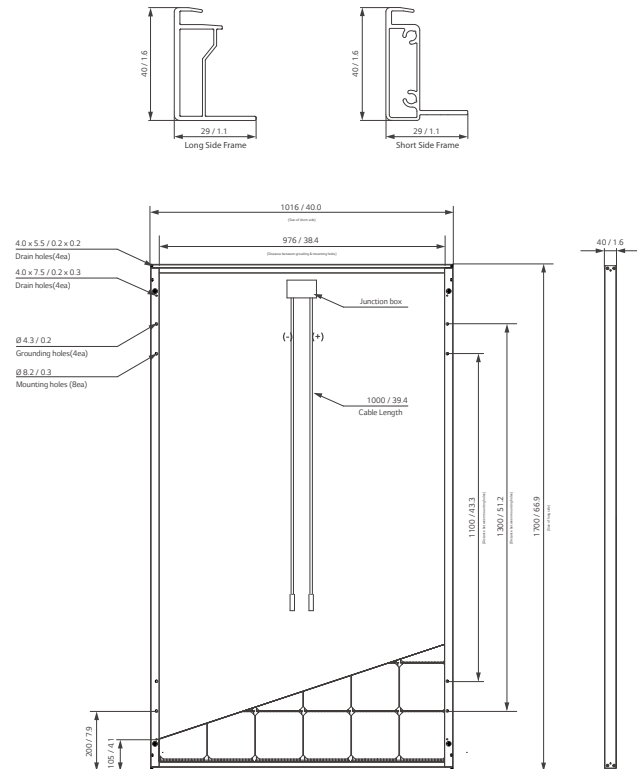
* The typical change in module efficiency at 200 W/m² in relation to 1000 W/m² is -2.0%.

Electrical Properties (NOCT*)

Module	365
Maximum Power (Pmax)	275
MPP Voltage (Vmpp)	36.6
MPP Current (Impp)	7.51
Open Circuit Voltage (Voc)	40.2
Short Circuit Current (Isc)	8.70

* NOCT (Nominal Operating Cell Temperature): Irradiance 800 W/m², ambient temperature 20 °C, wind speed 1 m/s

Dimensions (mm/in)



* The distance between the center of the mounting/grounding holes.



North America Solar Business Team
LG Electronics U.S.A. Inc
1000 Sylvan Ave, Englewood Cliffs, NJ 07632

Contact: lg.solar@lge.com
www.lgsolarusa.com

Product specifications are subject to change without notice.
DS-T1-72-W-G-P-EN-60630

Copyright © 2017 LG Electronics. All rights reserved.
01/01/2017

Innovation for a Better Life

