



planning direct



Ardleigh Neighbourhood Plan: Community Engagement Report

On behalf of: Ardleigh Parish Council

Prepared by: A Cann

Date: 22/04/2021

planningdirect.co.uk | enquiries@planningdirect.co.uk | 01473 407911

NOTICE

This document has been prepared for the stated purpose in Accordance with the Agreement under which our services were commissioned and should not be used for any other purpose without the prior written consent of Planning Direct. We accept no responsibility or liability for the consequences of this document being used for a purpose other than that for which it was commissioned.

© Planning Direct. All rights reserved. No part of this document may be otherwise reproduced or published in any form or by any means, including photocopying, storage on a computer or otherwise, without the prior permission of the copyright holder.


Planning Direct is a trading name of Cicero Communication Ltd. Registered in England and Wales, no. 7986959.

July 2020



The Furnace, The Maltings, Princes Street,
Ipswich, IP1 1SB

 01473 407911

 enquiries@planningdirect.co.uk

 www.planningdirect.co.uk

Table of Contents

Introduction	4
Summary	4
First steps	4
First “SWOT” questionnaire	5
Second questionnaire	5
Survey questions & responses	7
Interpretation & conclusions	40
Amenity questions	40
Housing development questions	41
Environmental questions	43
Transport questions.....	43
Infrastructure & business questions.....	44
Demographic information	45

Introduction

National planning guidance sets out that the local community should be actively involved in the shaping of a Neighbourhood Plan, with the views of this community being used to inform the purpose, direction and contents of the Neighbourhood Plan.

Summary

In 2020/21, local consultation took the form of two questionnaires: a Strengths/Weaknesses/Opportunities and Threats Questionnaire called “Have Your Say” to establish the broad areas of concern and development; the second a more detailed Consultation Questionnaire reflecting the results from the SWOT.

Due to the unprecedented circumstances of a pandemic and Government restrictions any consultation could not be conducted face-to-face. There was no opportunity for Village Hall events or visits to clubs and groups. Instead, both consultations were done through on-line and hard copy questionnaires. These were distributed electronically through Ardleigh Parish Council’s website, other social media sites, as well as including in the widely distributed Ardleigh Advertiser. Hard copies were also distributed to accessible sites, such as the local shop, Post Office, garage and garden centres. Every effort was made to be as inclusive as possible. Both questionnaires were aimed at all age groups and businesses.

First steps

The Neighbourhood Planning Teams are made up of a Steering Group (with a project management role) and a larger Working Group. Both were established in April 2020. The Chair of the Steering Group reported regularly to the Parish Council. The Steering Group was made up of 3 Parish Councillors (one of whom acted in a secretarial role), plus the Parish Council Clerk. The Working Group was made up of 9 Parish Councillors, the Parish Council Clerk and 4 members of the public. The members of the public include one young person, two who have lived in the Parish for many years and another who recently moved to the village. Of the Parish Council members two are new; one of whom became a Parish Councillor after joining the Working Group. Both

Groups were set up during April 2020 and a Terms of Reference was agreed and sanctioned by the Parish Council. All meetings were conducted via Zoom and a shared database for all documents and a page on the Ardleigh Parish Council website was added to record progress and communicate with the local community. Communication has been key with regular articles in the Ardleigh Advertiser as well as social media updates and inclusion in the Parish Council website. Progress was reported to the Parish Council's monthly meeting, with the Minutes published on the website and within the Ardleigh Advertiser.

First “SWOT” questionnaire

Ardleigh Neighbourhood Plan - Your Chance to Have Your Say (See Appendix 1).

This was developed and designed by the Working Group to help raise issues and be a focus for a more detailed questionnaire. It was also agreed, due to the COVID-19 restrictions, it would be of benefit to have consultation activity early on to engage with the community and to raise awareness of the Neighbourhood Plan.

The Questionnaire was available on the Parish Council website, under the Neighbourhood Plan heading, and in hard copy form at the Post Office, shops, garage and garden centres. It was launched at the beginning of July, 2020 and ran to the end of August. Posters were designed and placed in all of the Parish Notice Boards, plus garden centres shops, garage and Post Office to raise awareness. The Ardleigh Advertiser also included information about the survey. A database of businesses and local groups was compiled and contacted and Working Group members used their own contacts.

130 responses were received and analysed by members of the Working Group. The results were published so the community could see the results.

Second questionnaire

Using the results from the SWOT Questionnaire, a more detailed Consultation Questionnaire was developed by Planning Direct and finalised and approved by the Working Group. As the Government's lock-down restrictions persisted there were no

opportunities for face-to-face events and so every effort was made by the Working Group to inform the Parish of their opportunity to “Have Their Say”.

The Consultation Questionnaire was launched on 18th November via Survey Monkey. A Hard copy version was designed, printed and distributed throughout the Parish. The School, Church, companies and groups were contacted by email and social media was used to advertise the Questionnaire.

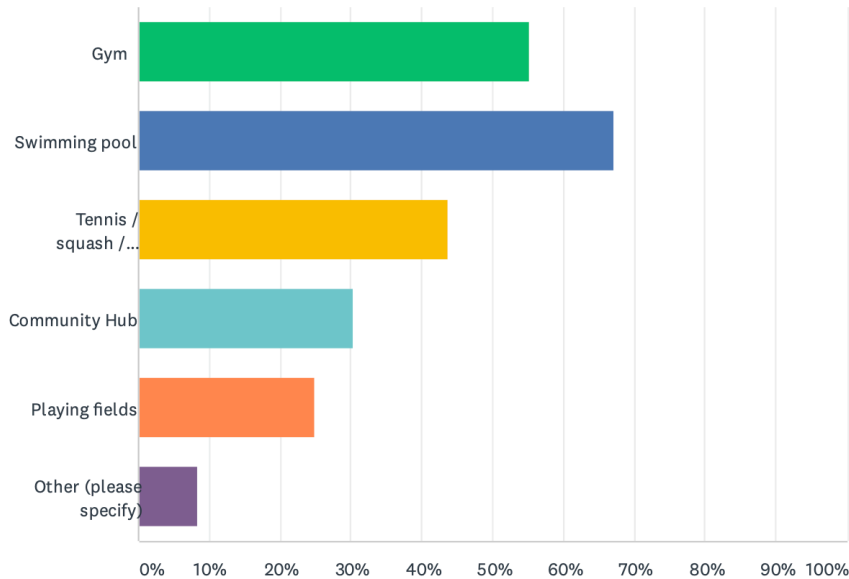
The Consultation Questionnaire ran from mid-November to the end of January, 2021. 300 responses were received, doubling the response to the SWOT questionnaire. This amounts to more than 15% of the total Parish population (?)

The questionnaire responses have been used to influence the purpose, direction and contents of this Neighbourhood Plan.

Survey questions & responses

Q1 If the following sports and leisure facilities were introduced in the Parish of Ardleigh I, or members of my household, would make use of them.

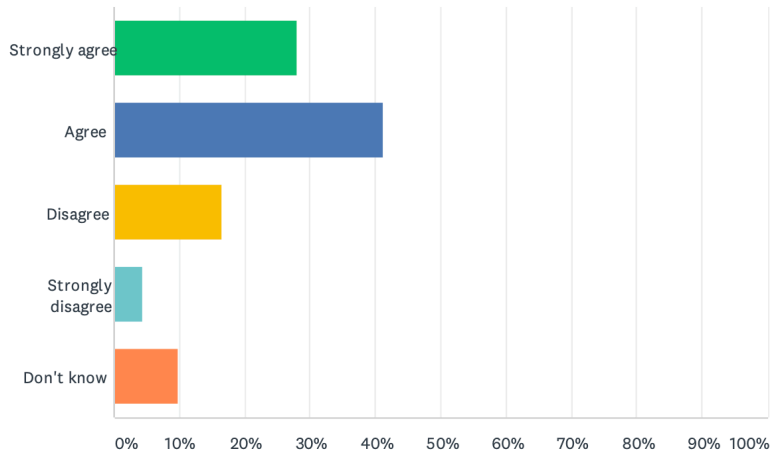
Answered: 286 Skipped: 13



ANSWER CHOICES	RESPONSES	
Gym	55.24%	158
Swimming pool	67.13%	192
Tennis / squash / badminton courts	43.71%	125
Community Hub	30.42%	87
Playing fields	24.83%	71
Other (please specify)	8.39%	24
Total Respondents: 286		

Q2 I would like more cafes / restaurants in the Parish of Ardleigh

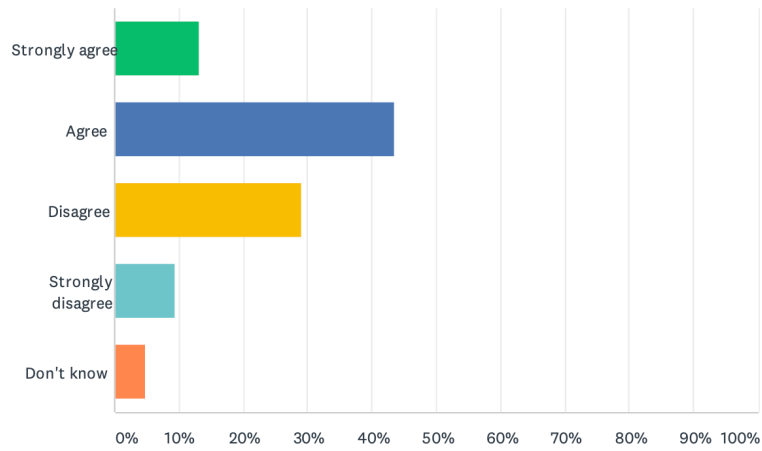
Answered: 296 Skipped: 3



ANSWER CHOICES	RESPONSES	
Strongly agree	28.04%	83
Agree	41.22%	122
Disagree	16.55%	49
Strongly disagree	4.39%	13
Don't know	9.80%	29
TOTAL		296

Q3 Shops in the Parish of Ardleigh cater adequately for the needs of myself and members of my household

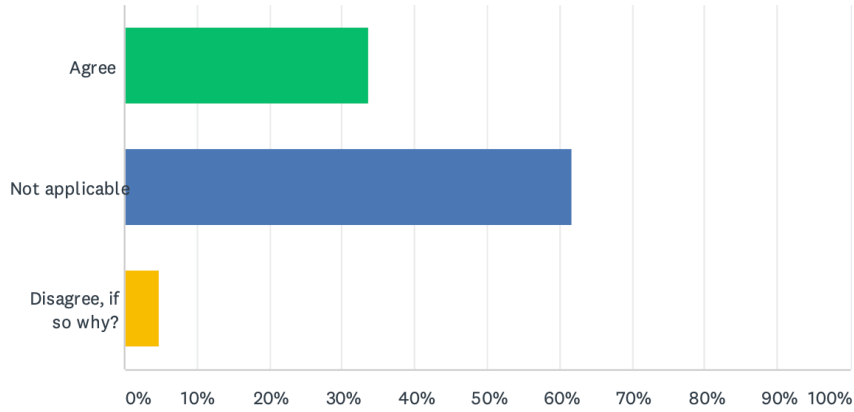
Answered: 296 Skipped: 3



ANSWER CHOICES	RESPONSES	
Strongly agree	13.18%	39
Agree	43.58%	129
Disagree	29.05%	86
Strongly disagree	9.46%	28
Don't know	4.73%	14
TOTAL		296

Q4 The provision of school(s) in Ardleigh meet my needs and those of my household

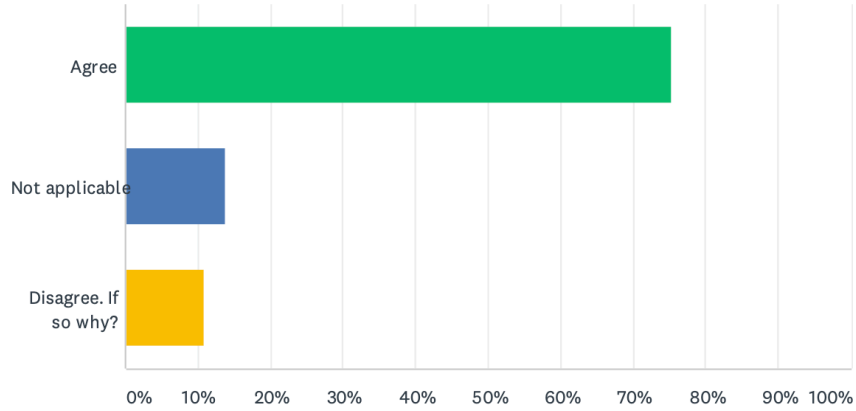
Answered: 297 Skipped: 2



ANSWER CHOICES	RESPONSES	
Agree	33.67%	100
Not applicable	61.62%	183
Disagree, if so why?	4.71%	14
TOTAL		297

Q5 The Doctors Surgery in Ardleigh meets my needs and those of my household

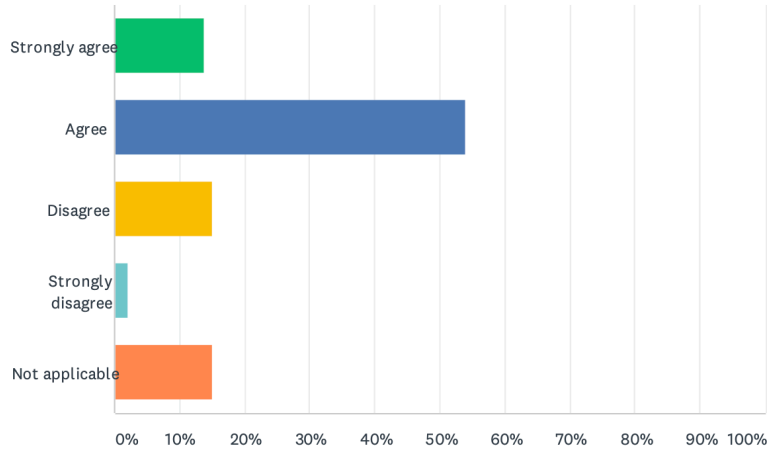
Answered: 295 Skipped: 4



ANSWER CHOICES	RESPONSES	
Agree	75.25%	222
Not applicable	13.90%	41
Disagree. If so why?	10.85%	32
TOTAL		295

Q6 Ardleigh Village Hall is adequate and meets the needs of the community

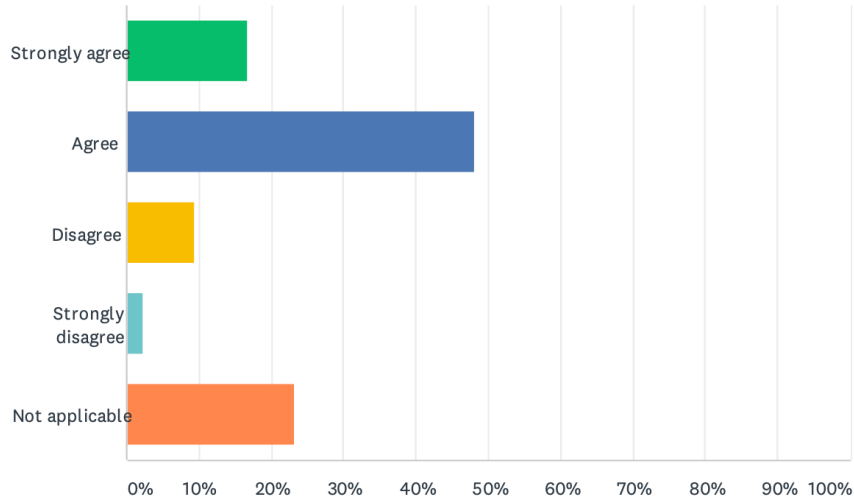
Answered: 297 Skipped: 2



ANSWER CHOICES	RESPONSES	
Strongly agree	13.80%	41
Agree	53.87%	160
Disagree	15.15%	45
Strongly disagree	2.02%	6
Not applicable	15.15%	45
TOTAL		297

Q7 There are sufficient children's play areas in the Parish of Ardleigh

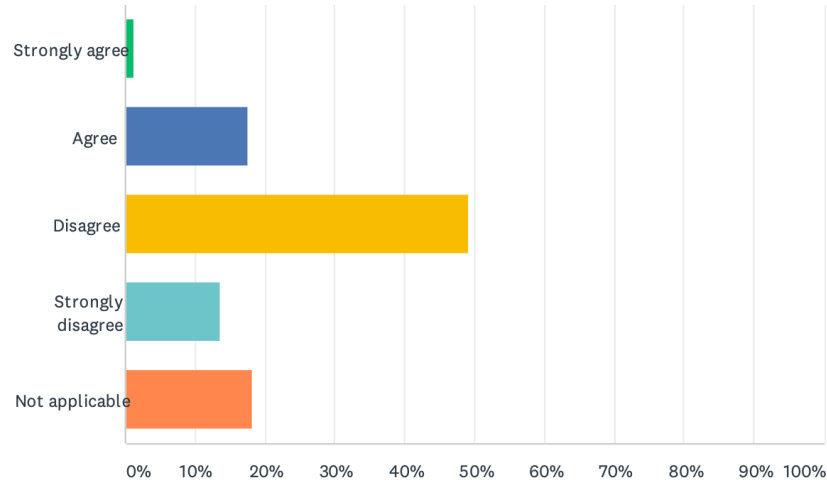
Answered: 297 Skipped: 2



ANSWER CHOICES	RESPONSES	
Strongly agree	16.84%	50
Agree	48.15%	143
Disagree	9.43%	28
Strongly disagree	2.36%	7
Not applicable	23.23%	69
TOTAL		297

Q8 There are sufficient leisure/recreational facilities for young people in the Parish of Ardleigh

Answered: 295 Skipped: 4



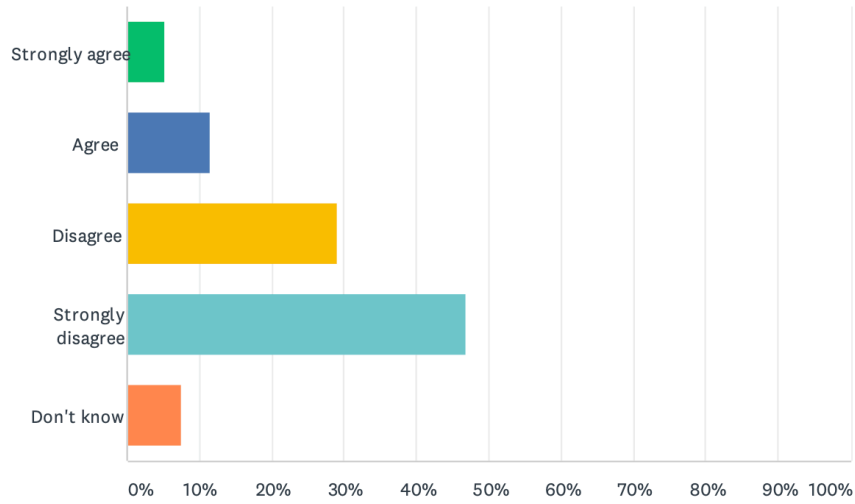
ANSWER CHOICES	RESPONSES	
Strongly agree	1.36%	4
Agree	17.63%	52
Disagree	49.15%	145
Strongly disagree	13.56%	40
Not applicable	18.31%	54
TOTAL		295

Q9 Do you have any comments regarding amenities in the Parish of Ardleigh

Answered: 112 Skipped: 187

Q10 I think the Parish of Ardleigh needs more housing development

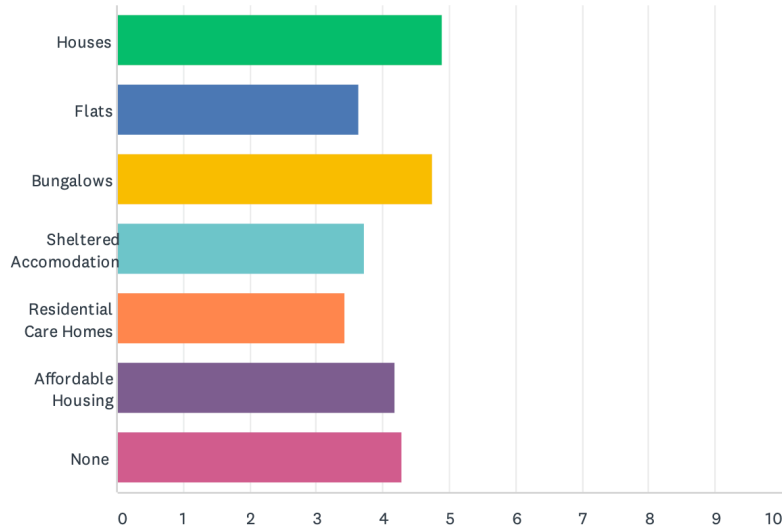
Answered: 269 Skipped: 30



ANSWER CHOICES	RESPONSES	
Strongly agree	5.20%	14
Agree	11.52%	31
Disagree	29.00%	78
Strongly disagree	46.84%	126
Don't know	7.43%	20
TOTAL		269

Q11 What type of property do you think is most needed in the Parish of Ardleigh (please rank in order of priority by moving the most important to the top).

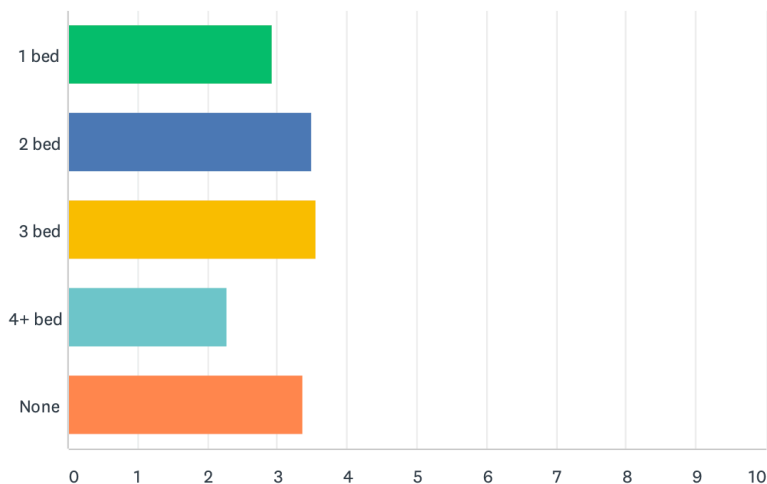
Answered: 256 Skipped: 43



	1	2	3	4	5	6	7	TOTAL	SCORE
Houses	25.82% 55	23.47% 50	13.15% 28	13.15% 28	6.57% 14	11.74% 25	6.10% 13	213	4.89
Flats	2.02% 4	14.14% 28	17.17% 34	16.67% 33	22.22% 44	17.17% 34	10.61% 21	198	3.63
Bungalows	7.08% 15	28.30% 60	27.36% 58	17.45% 37	12.26% 26	4.72% 10	2.83% 6	212	4.75
Sheltered Accommodation	4.50% 9	7.00% 14	18.50% 37	26.00% 52	20.50% 41	17.00% 34	6.50% 13	200	3.72
Residential Care Homes	3.02% 6	10.05% 20	14.57% 29	13.57% 27	25.13% 50	25.13% 50	8.54% 17	199	3.43
Affordable Housing	23.44% 49	17.22% 36	7.66% 16	7.66% 16	10.05% 21	18.18% 38	15.79% 33	209	4.19
None	50.23% 111	2.26% 5	1.36% 3	2.26% 5	1.36% 3	1.36% 3	41.18% 91	221	4.29

Q12 What size of new home is most needed in the Parish of Ardleigh (please rank in order of priority by moving the most important to the top).

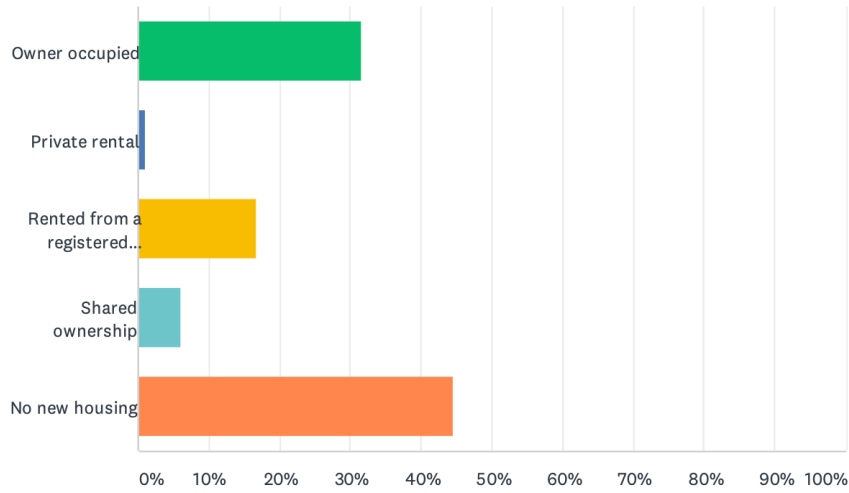
Answered: 255 Skipped: 44



	1	2	3	4	5	TOTAL	SCORE
1 bed	10.58% 20	26.46% 50	22.22% 42	26.46% 50	14.29% 27	189	2.93
2 bed	15.00% 30	37.00% 74	32.00% 64	15.00% 30	1.00% 2	200	3.50
3 bed	31.07% 64	18.45% 38	28.16% 58	20.39% 42	1.94% 4	206	3.56
4+ bed	5.24% 10	16.75% 32	13.09% 25	30.89% 59	34.03% 65	191	2.28
None	54.98% 116	1.90% 4	3.32% 7	3.32% 7	36.49% 77	211	3.36

Q13 What housing tenure is most needed (one answer only).

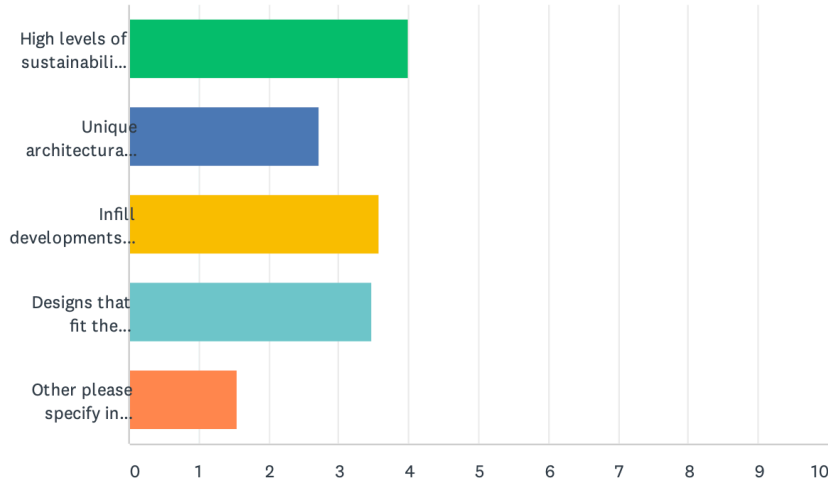
Answered: 263 Skipped: 36



ANSWER CHOICES	RESPONSES	
Owner occupied	31.56%	83
Private rental	1.14%	3
Rented from a registered provider of affordable housing	16.73%	44
Shared ownership	6.08%	16
No new housing	44.49%	117
TOTAL		263

Q14 If new development is proposed in the Parish of Ardleigh. I would like to see (please rank in order of priority by moving the most important to the top).

Answered: 258 Skipped: 41



	1	2	3	4	5	TOTAL	SCORE
High levels of sustainability and eco-design	41.03% 96	27.78% 65	21.79% 51	8.55% 20	0.85% 2	234	4.00
Unique architectural designs	5.70% 13	17.11% 39	29.82% 68	38.16% 87	9.21% 21	228	2.72
Infill developments within the village (1-2 houses)	32.46% 74	22.81% 52	19.74% 45	18.86% 43	6.14% 14	228	3.57
Designs that fit the historical character of the area	22.75% 53	29.61% 69	25.32% 59	18.03% 42	4.29% 10	233	3.48
Other please specify in comments below	7.73% 15	2.58% 5	3.09% 6	10.31% 20	76.29% 148	194	1.55

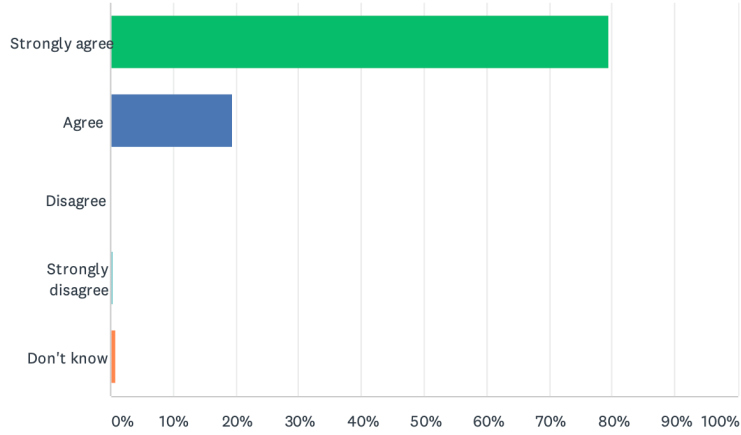
Q15 Do you have any comments regarding the future development of the Parish of Ardleigh?

Answered: 141 Skipped: 158



Q16 The Parish of Arleigh should retain it's rural characteristics in relation to the visual quality of buildings, open spaces, trees, hedges, etc.

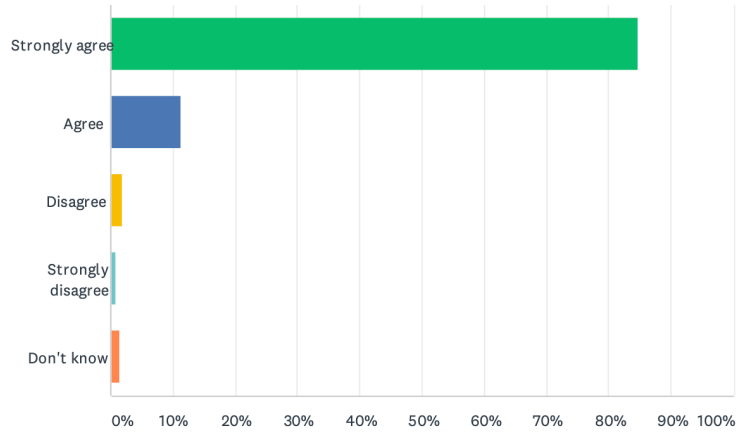
Answered: 268 Skipped: 31



ANSWER CHOICES	RESPONSES	
Strongly agree	79.48%	213
Agree	19.40%	52
Disagree	0.00%	0
Strongly disagree	0.37%	1
Don't know	0.75%	2
TOTAL		268

Q17 Rural footpaths, bridleways and lanes should not be lost or adversely affected by any development

Answered: 268 Skipped: 31



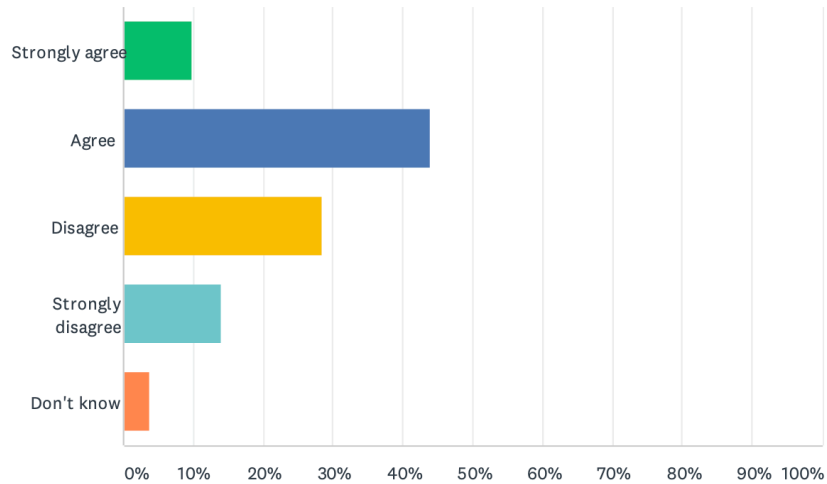
ANSWER CHOICES	RESPONSES	
Strongly agree	84.70%	227
Agree	11.19%	30
Disagree	1.87%	5
Strongly disagree	0.75%	2
Don't know	1.49%	4
TOTAL		268

Q18 Do you have any comments regarding the rural characteristics of the Parish of Ardleigh?

Answered: 117 Skipped: 182

Q19 The roads in and around the Parish of Ardleigh are adequate for current levels of traffic

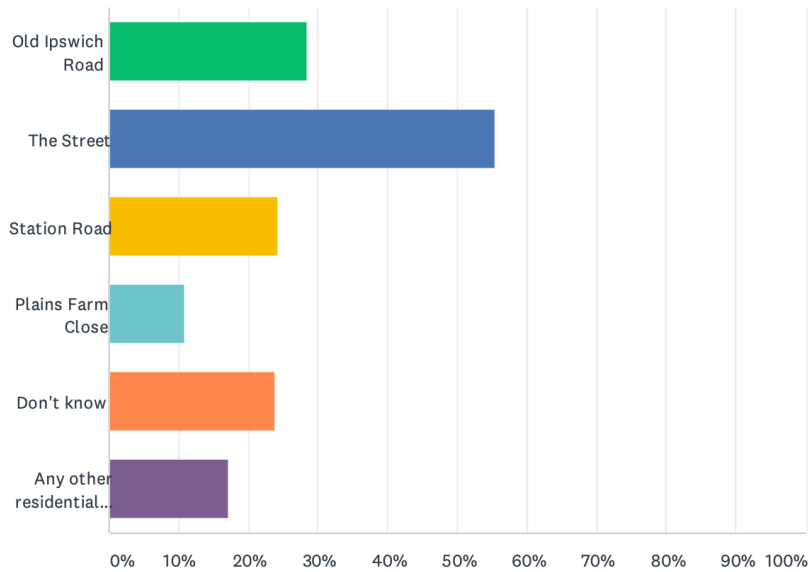
Answered: 264 Skipped: 35



ANSWER CHOICES	RESPONSES	
Strongly agree	9.85%	26
Agree	43.94%	116
Disagree	28.41%	75
Strongly disagree	14.02%	37
Don't know	3.79%	10
TOTAL		264

Q20 Traffic congestion / parking are an issue on the following roads

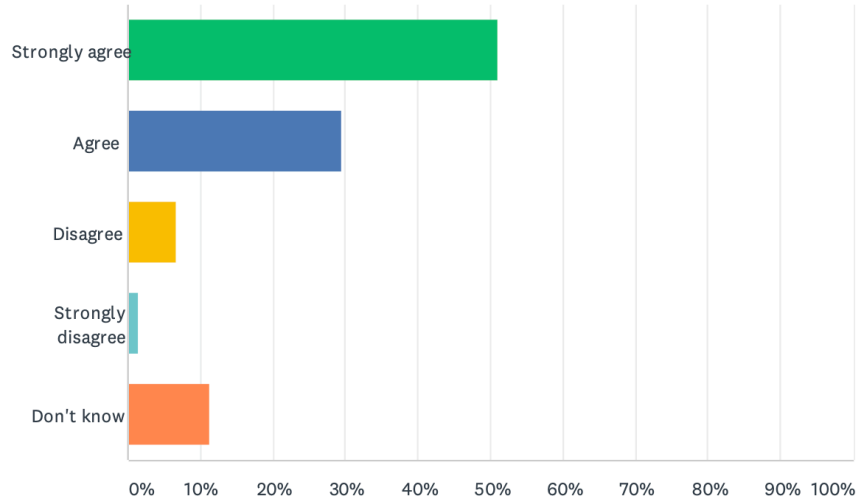
Answered: 256 Skipped: 43



ANSWER CHOICES	RESPONSES	
Old Ipswich Road	28.52%	73
The Street	55.47%	142
Station Road	24.22%	62
Plains Farm Close	10.94%	28
Don't know	23.83%	61
Any other residential street (please specify)	17.19%	44
Total Respondents: 256		

Q21 Weight restriction should be enforced on the roads in the Parish of Ardleigh

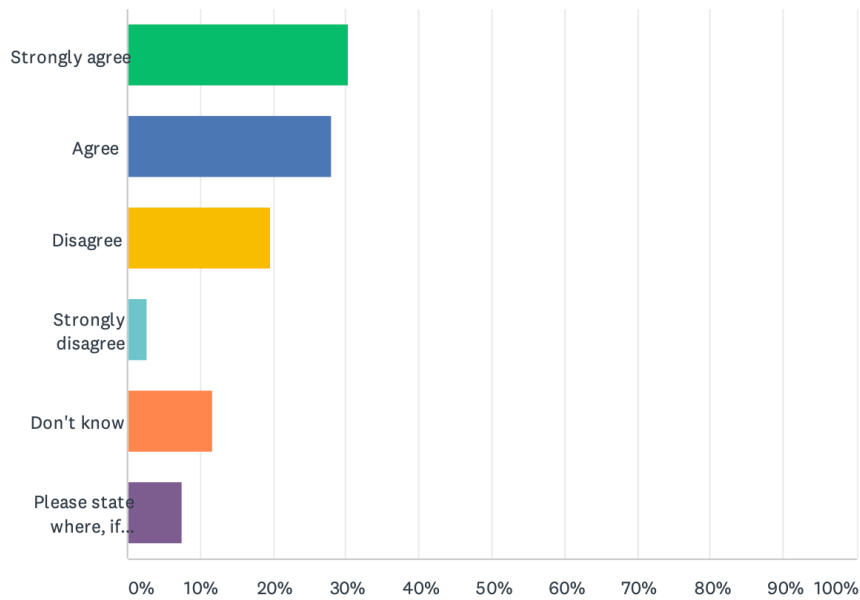
Answered: 265 Skipped: 34



ANSWER CHOICES	RESPONSES	
Strongly agree	50.94%	135
Agree	29.43%	78
Disagree	6.79%	18
Strongly disagree	1.51%	4
Don't know	11.32%	30
TOTAL		265

Q22 Traffic calming along the roads in the Parish of Ardleigh is required

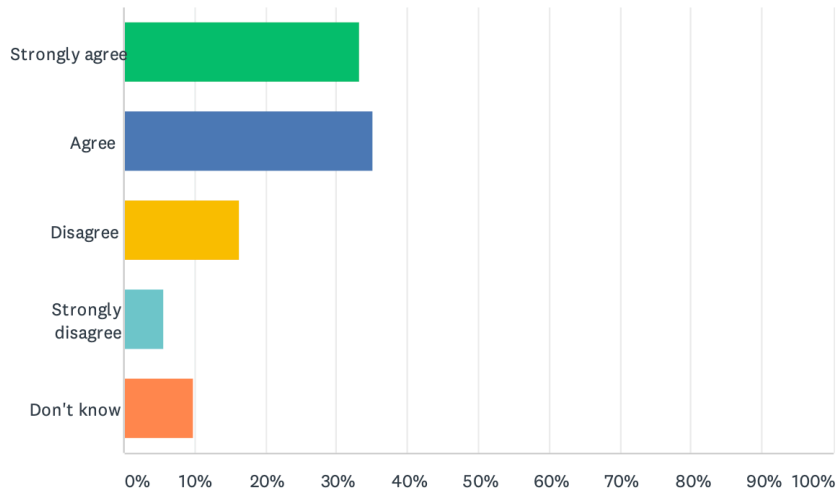
Answered: 264 Skipped: 35



ANSWER CHOICES	RESPONSES	
Strongly agree	30.30%	80
Agree	28.03%	74
Disagree	19.70%	52
Strongly disagree	2.65%	7
Don't know	11.74%	31
Please state where, if appropriate	7.58%	20
TOTAL		264

Q23 There is a need for more cycle paths in the Parish of Ardleigh

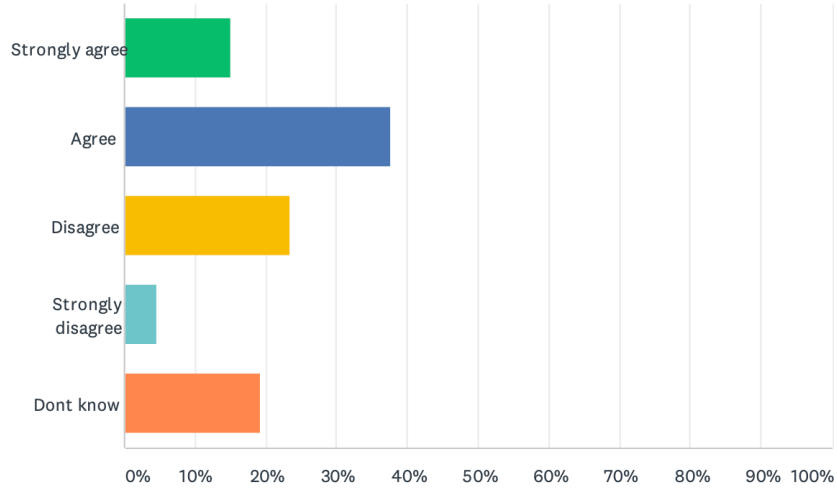
Answered: 265 Skipped: 34



ANSWER CHOICES	RESPONSES	
Strongly agree	33.21%	88
Agree	35.09%	93
Disagree	16.23%	43
Strongly disagree	5.66%	15
Don't know	9.81%	26
TOTAL		265

Q24 I would like to see more (non-retail) business premises with job opportunities in the Parish of Ardleigh

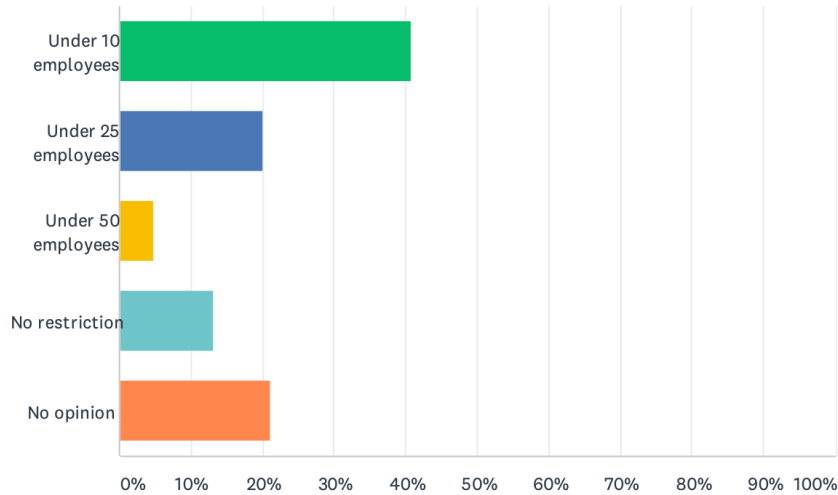
Answered: 265 Skipped: 34



ANSWER CHOICES	RESPONSES	
Strongly agree	15.09%	40
Agree	37.74%	100
Disagree	23.40%	62
Strongly disagree	4.53%	12
Dont know	19.25%	51
TOTAL		265

Q25 If more business/industrial development was encouraged do you think the size of the business should be restricted e.g. by number of employees?

Answered: 265 Skipped: 34



ANSWER CHOICES	RESPONSES	
Under 10 employees	40.75%	108
Under 25 employees	20.00%	53
Under 50 employees	4.91%	13
No restriction	13.21%	35
No opinion	21.13%	56
TOTAL		265

Q26 Do you have any comments regarding infrastructure/businesses in the Parish of Ardleigh

Answered: 93 Skipped: 206

Q27 If you would like to be entered into the prize draw please provide your email address or telephone number

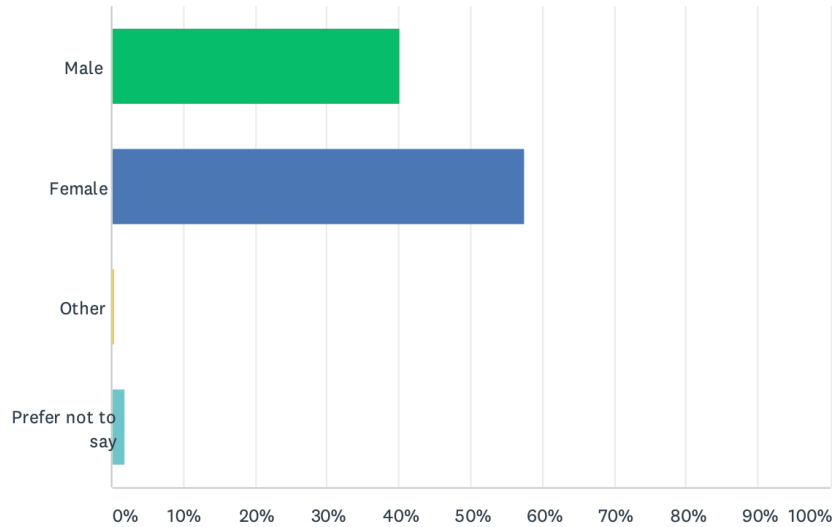
Answered: 158 Skipped: 141

Q28 Please provide your postcode (this will help us understand whereabouts in the Parish you live without us being able to identify who you are)

Answered: 243 Skipped: 56

Q29 What is your gender?

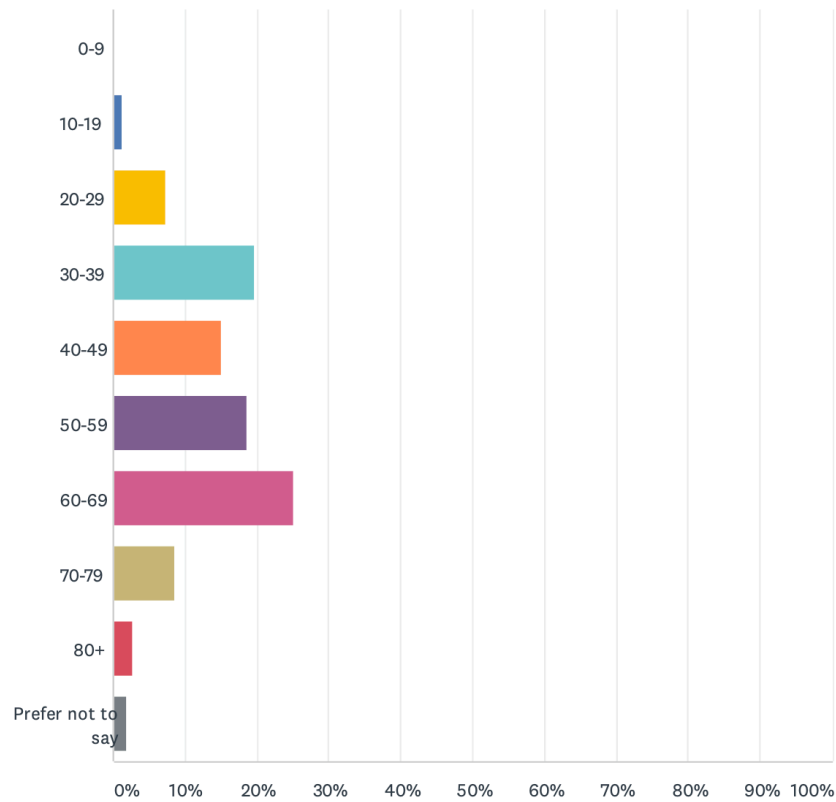
Answered: 259 Skipped: 40



ANSWER CHOICES	RESPONSES	
Male	40.15%	104
Female	57.53%	149
Other	0.39%	1
Prefer not to say	1.93%	5
TOTAL		259

Q30 Which age group do you belong to?

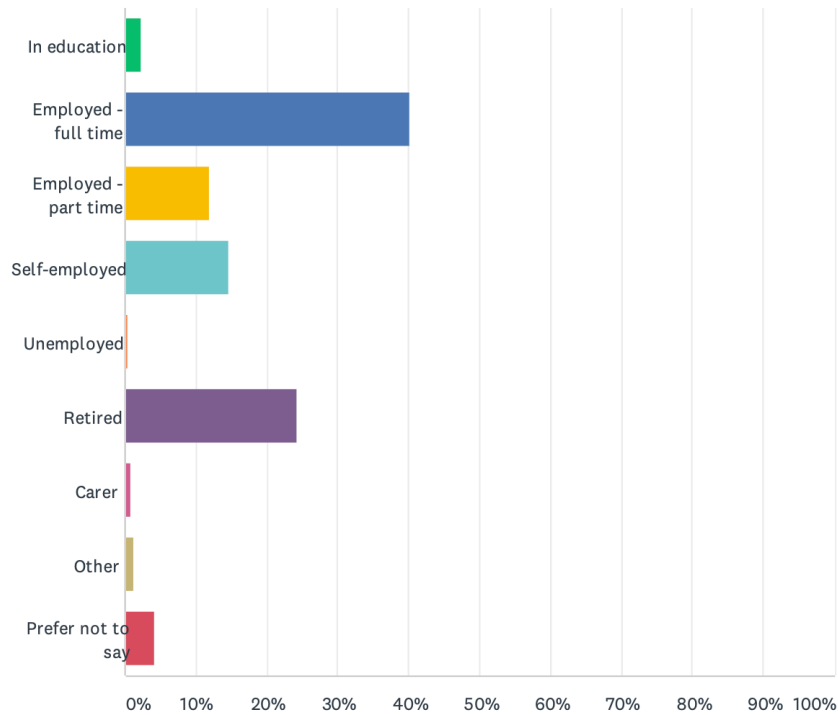
Answered: 259 Skipped: 40



ANSWER CHOICES	RESPONSES	
0-9	0.00%	0
10-19	1.16%	3
20-29	7.34%	19
30-39	19.69%	51
40-49	15.06%	39
50-59	18.53%	48
60-69	25.10%	65
70-79	8.49%	22
80+	2.70%	7
Prefer not to say	1.93%	5
TOTAL		259

Q31 Which of the following best describes you?

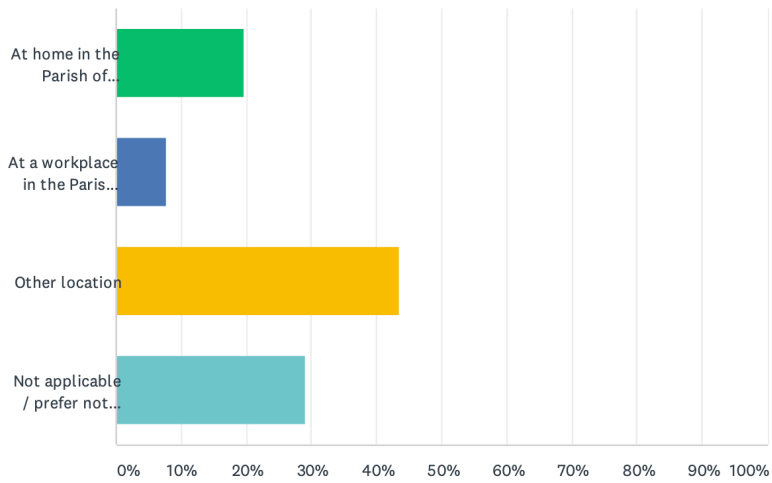
Answered: 259 Skipped: 40



ANSWER CHOICES	RESPONSES	
In education	2.32%	6
Employed - full time	40.15%	104
Employed - part time	11.97%	31
Self-employed	14.67%	38
Unemployed	0.39%	1
Retired	24.32%	63
Carer	0.77%	2
Other	1.16%	3
Prefer not to say	4.25%	11
TOTAL		259

Q32 Where is your normal place of work?

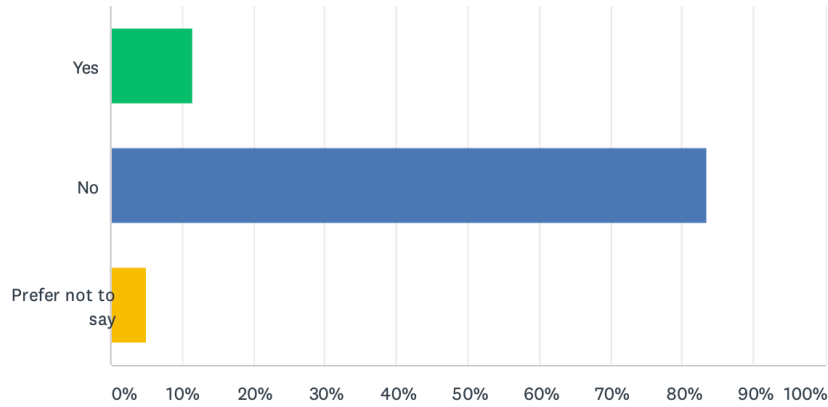
Answered: 258 Skipped: 41



ANSWER CHOICES	RESPONSES	
At home in the Parish of Ardleigh	19.77%	51
At a workplace in the Parish of Ardleigh	7.75%	20
Other location	43.41%	112
Not applicable / prefer not to say	29.07%	75
TOTAL		258

Q33 Do you own a business in the Parish of Ardleigh?

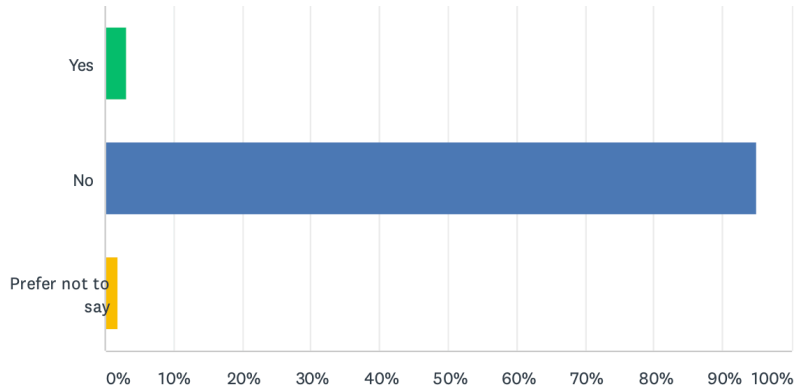
Answered: 259 Skipped: 40



ANSWER CHOICES	RESPONSES	
Yes	11.58%	30
No	83.40%	216
Prefer not to say	5.02%	13
Total Respondents: 259		

Q34 Are you registered disabled?

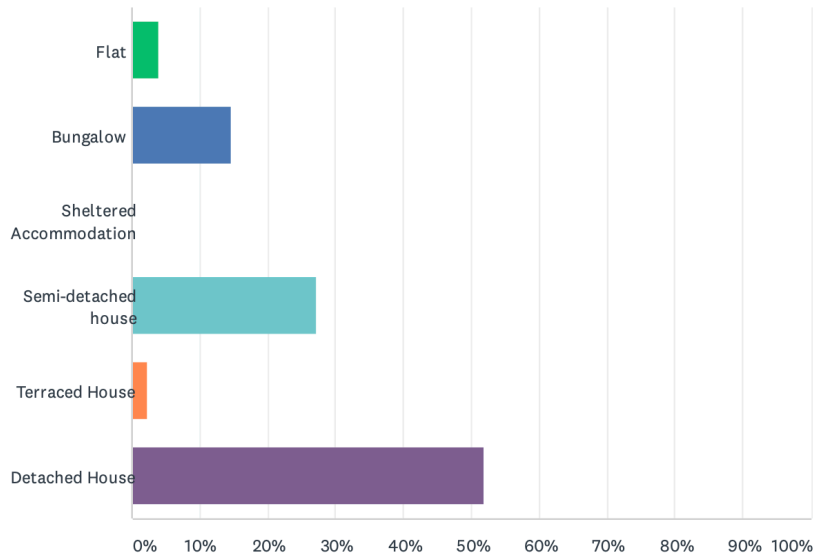
Answered: 259 Skipped: 40



ANSWER CHOICES	RESPONSES	
Yes	3.09%	8
No	94.98%	246
Prefer not to say	1.93%	5
TOTAL		259

Q35 What type of property do you live in?

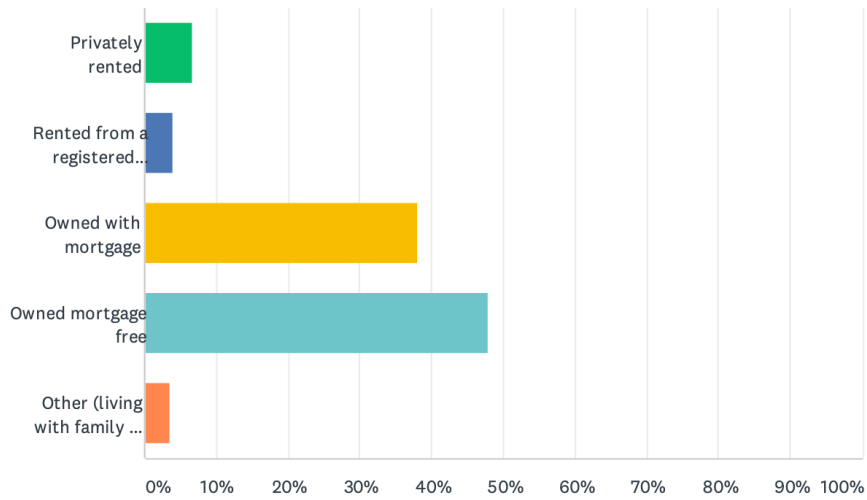
Answered: 258 Skipped: 41



ANSWER CHOICES	RESPONSES	
Flat	3.88%	10
Bungalow	14.73%	38
Sheltered Accommodation	0.00%	0
Semi-detached house	27.13%	70
Terraced House	2.33%	6
Detached House	51.94%	134
TOTAL		258

Q36 Is your home?

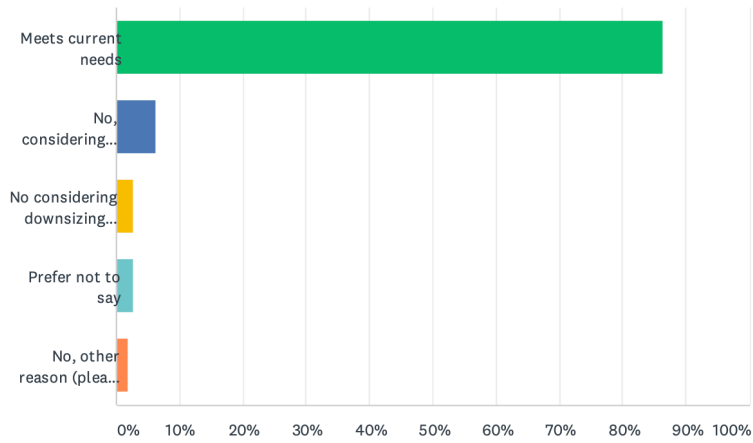
Answered: 257 Skipped: 42



ANSWER CHOICES	RESPONSES	
Privately rented	6.61%	17
Rented from a registered provider of affordable housing	3.89%	10
Owned with mortgage	38.13%	98
Owned mortgage free	47.86%	123
Other (living with family or friends)	3.50%	9
TOTAL		257

Q37 Does your current accommodation meet your housing needs?

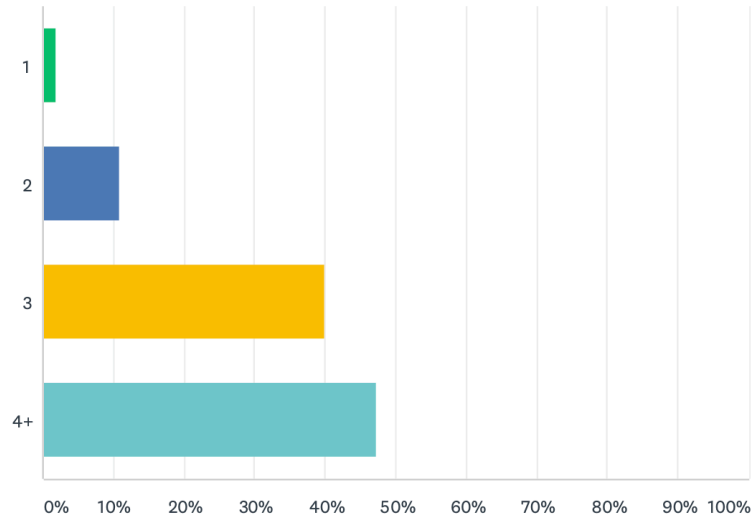
Answered: 259 Skipped: 40



ANSWER CHOICES	RESPONSES	
Meets current needs	86.49%	224
No, considering upsizing within 18 months	6.18%	16
No considering downsizing within 18 months	2.70%	7
Prefer not to say	2.70%	7
No, other reason (please specify)	1.93%	5
TOTAL		259

Q38 How many bedrooms does your home have?

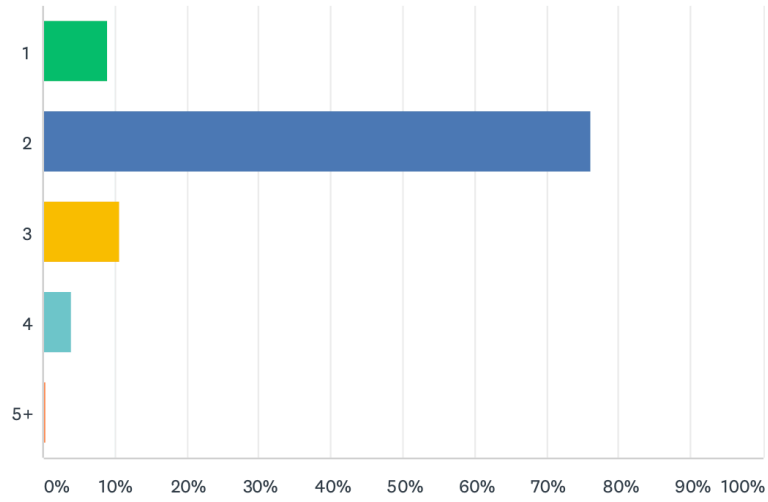
Answered: 258 Skipped: 41



ANSWER CHOICES	RESPONSES	
1	1.94%	5
2	10.85%	28
3	39.92%	103
4+	47.29%	122
TOTAL		258

Q39 How many over 18's live in your household?

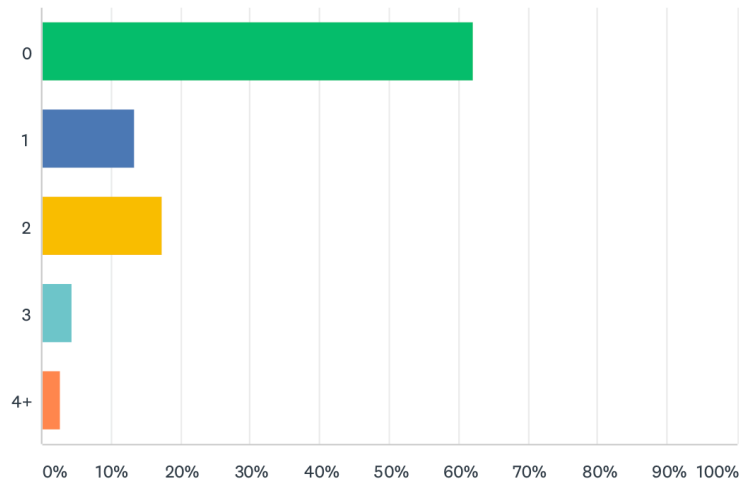
Answered: 255 Skipped: 44



ANSWER CHOICES	RESPONSES	
1	9.02%	23
2	76.08%	194
3	10.59%	27
4	3.92%	10
5+	0.39%	1
TOTAL		255

Q40 How many under 18's live in your household?

Answered: 254 Skipped: 45



ANSWER CHOICES	RESPONSES	
0	62.20%	158
1	13.39%	34
2	17.32%	44
3	4.33%	11
4+	2.76%	7
TOTAL		254

Q41 Do you have any other comments you would like to make in connection with this consultation questionnaire?

Answered: 58 Skipped: 241



Interpretation & conclusions

Amenity questions

Question 1

There was a high number of people who wanted to see the improvement of gym, swimming and tennis/squash/badminton facilities in the area. In addition a significant amount of people (30.42%) wanted to see a 'community hub' introduced as well as a playing field (24.83%).

Question 2

70% of respondents either agreed or strongly agreed that they would like to see more cafes and restaurants in Ardleigh. At present there are 7 such establishments.

Question 3

56% of respondents either agreed or strongly agreed that the shops in the area adequately met the needs of their household.

Question 4

34% of respondents agreed that school provision met their needs and 61% considered the question to be non-applicable to themselves so the majority considered local school to be adequate. Of the dissenters the majority were critical due to the school being full.

In other parts of the questionnaire there was a strong concern expressed that the school could be overwhelmed by further residential development.

Question 5

75% of respondents agreed that the Dr Surgery met the needs of their household.

Question 6

67% of respondents either agreed or strongly agreed that the Village Hall met the needs of the community.

Question 7

65% of respondents either agreed or strongly agreed that the children's play areas were

sufficient in the Parish

Question 8

Reflecting the wish to see greater sports facility provision in the area 77% of the people who felt this question was applicable to them did not think there was sufficient leisure/recreational provision for young people in Ardleigh.

Question 9 - Comments

Comments regarding amenities fell into the following categories:

- 1 In favour of more Sports/Walking/other recreational facilities 24
- 2 In favour of more Youth facilities 19
- 3 Comments relating to shops and the Post Office 18
- 4 Other uncategorised comments 15
- 5 Comments about the Village Hall 11
- 6 Comments concerning cafes/restaurants 9
- 7 Comments in favour of a Community Hub 7
- 8 Comments on lack of recycling facilities 4
- 9 Comments regarding Allotments 2

The comments as expected support the overall scoring of the questions. There is an overall satisfaction with local facilities but a noteworthy desire to see an improvement in sports facilities and recreational provision for young people.

Housing development questions

Question 10

75% of respondents either disagreed or strongly disagreed that the Parish needed more housing development. With 7% 'Don't Know' only a small portion (16%) believe Ardleigh needs more housing and only infill clusters were mentioned as being desirable.

Question 11

Over 50% of people gave their first preference as 'none' to type of housing most needed. 25% said 'housing' and 23% 'affordable housing'.

Question 12

The response to question 12 was evenly mixed with no real preference for size of home so inconclusive

Question 13

Amongst respondents who wanted or conceded new housing the majority wanted owner-occupied housing. Over 44% said no new housing, of the remainder, the majority wanted owner occupied. 24% wanted either rented or shared ownership.

Question 14

Again a fairly evenly split response with no real preference for leading type of development. Sustainability, infill and designs that fit the historical character of the area were of similar preference.

Question 15

Comments regarding new development could be classified as follows:

- 1 Comments supporting no new housing 39
- 2 Comments on type of housing if we had development. (Largely relating to no large development, Brownfield sites, only in the settlement area and infill, if at all, some comments on first time and affordable housing.) 34
- 3 Concerns about impact on infrastructure, particularly GP and School) 32
- 4 Threat to Village and rural nature of the Parish of over development. 25
- 5 Negative comments about recent planning decisions. 7
- 6 Support of continuing development of housing (fear of stagnation or driving off businesses) 6

In relation to housing it is clear that the vast majority of respondents don't want any new development. From the other questions in this section there is no clear picture of, if there was development, what type of housing it should be.

There are comments that suggest if there was development then it should be restricted to the settlement area and then only be infill.

Environmental questions

Question 16

99% of people agree or strongly agree that the Parish should retain its rural characteristics.

Question 17

96% of people believe that footpaths, bridleways and lanes should not be lost or adversely affected by development.

Question 18

There were 117 responses resulting in 127 identified separate comments:

- 1 These were comments supporting the preservation of rural aspects of the Parish 41
- 2 Comments about footpaths/cycle and bridleways largely around need for maintenance and signage 28
- 3 Comments about the impact that development has already had 18
- 4 Other non categorised comments
- 5 Comments supporting the way things are at the moment 11
- 6 Examples of littering and flytipping 5
- 6 Examples of areas that flood 5
- 8 Comments on the potential impact of the Garden Community 4

Overall there were very strong feelings about preserving the rural nature of the Parish of Ardleigh.

Transport questions

Question 19

Nearly 54% of the 264 respondents Agree or Strongly agreed that the local roads were adequate. However, just over 42% Disagree or Strongly Disagreed.

There is thus a significant minority who do not consider the road network is adequate.

Question 20

This is self explanatory. About 75% of the respondents feel parking is a problem in one way or another with The Street being the most mentioned. Ingrams Piece and Gernon Road feature quite frequently in "Other residential".

Question 21

80% of people either agree or strongly agree that weight restrictions should be enforced on the roads in the Parish of Arleigh. There is nothing in planning terms that can be done to enforce this but it is clearly a resonant issue.

Question 22

58% of respondents agree or strongly agree that traffic calming is required however, there is a limited amount in planning terms that can be done to address this issue.

Question 23

68% of respondents agree or strongly agree that there is a need for more cycle paths on the Parish.

Infrastructure & business questions

Question 24

A majority, 52%, wish to see more non-retail businesses premises in the Parish though a significant amount disagree (23%) or do not know (19%).

Question 25

If more business premises were to open 60% of people would wish to see these as small, under 25 employees with the majority of that number 40% wishing to see these employing less than 10 people.

Question 26

There were 93 responses providing comments on this section:

- 1 Comments against business development 25
- 2 Comments in support of Small or Micro business development 19
- 3 Comments about traffic speed and parking 10
- 3 Comments about Specifically issues with Lorries 10
- 3 Other non categorised comments 10
- 6 Comments generally supporting the need for cycle way/footpaths 9

7 Comments regarding roads 8

8 Comments in favour of any size business development 4

Comments generally support the scores although there are more comments against development of businesses than the scores suggest. Some are about specific locations which would need to be explored further.

Demographic information

The largest cohort of respondents were women of 50 and over. Females made up 57% of the people completing the survey and under 20 years represented only 1.16% of comments.

The majority of people were either employed full time, 40%, or retired, 24%. A significant amount were self-employed - 15%. These figures are closely aligned with place of work - 20% work at home, 43% work outside the Parish.

With 12% of people owning a business in the Parish it can be assumed that 8% own and run their own business outside of Ardleigh.

3% of the respondents are registered disabled.

The majority of residents live in detached (52%) or semi-detached (27%) premises. With 3 or more bedrooms.

A large number of homes are owned outright - 48% with 38% owned with a mortgage outstanding.

The vast majority are satisfied with their housing. 86%.

The majority of households are two adult households - 76%. - with a large number with no children - 62%.