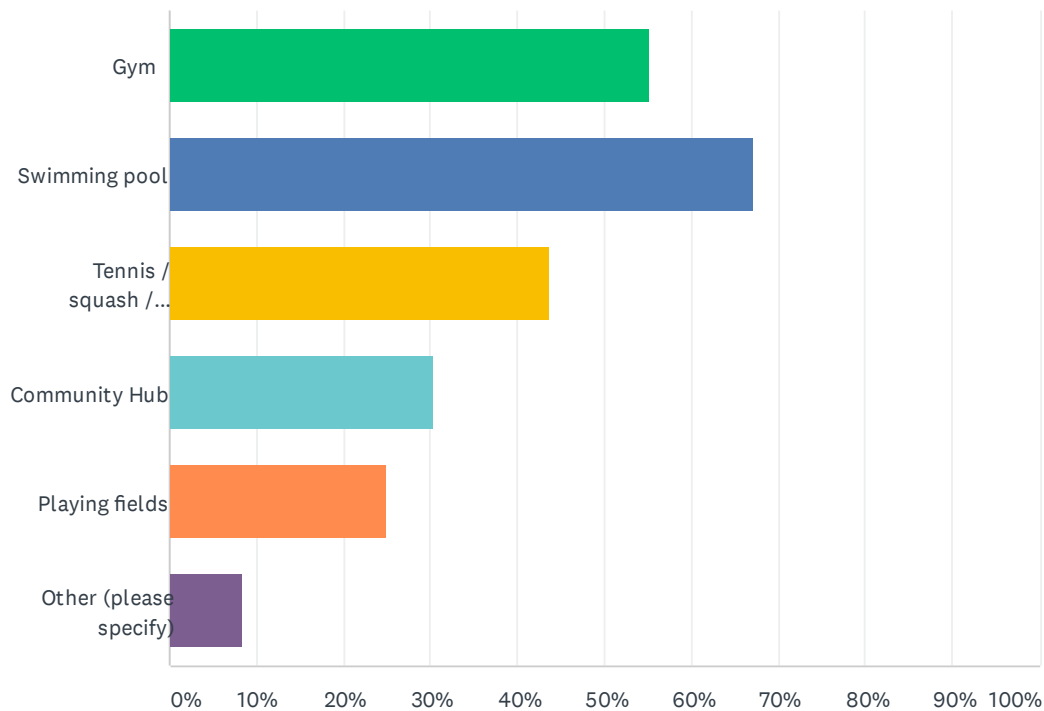


# Q1 If the following sports and leisure facilities were introduced in the Parish of Ardleigh I, or members of my household, would make use of them.

Answered: 286 Skipped: 13



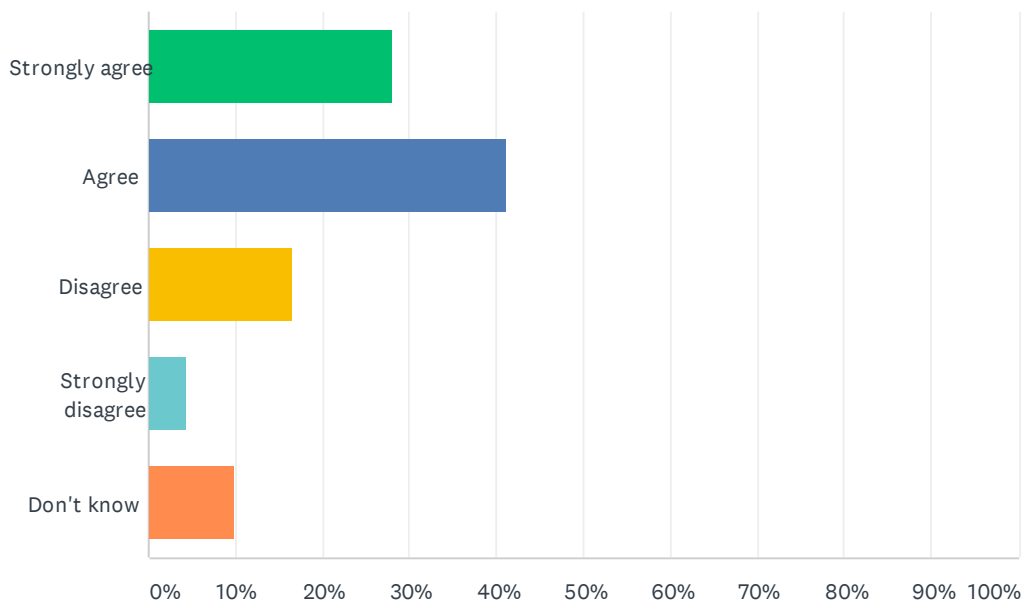
ANSWER CHOICES	RESPONSES	
Gym	55.24%	158
Swimming pool	67.13%	192
Tennis / squash / badminton courts	43.71%	125
Community Hub	30.42%	87
Playing fields	24.83%	71
Other (please specify)	8.39%	24
Total Respondents: 286		

Of the 286 respondents to this question there were high positive responses to the introduction or re-introduction of Gym facilities, Swimming Pool and Tennis/Squash/Badminton courts. Which is ironic as most of these were available to the Parish at Ardleigh Hall before it was developed on a few years ago. There is also significant support 30.42% for a Community Hub although, this is yet to be defined. Playing fields also feature but it is not absolutely clear what was in respondents minds as we do have the recreational ground. "Other" responses were low but included some references to Cycle/BMX tracks, enclosed dog walking area and just one or two comments about recycling and allotments. Ardleigh does have allotments that are privately owned for rent.

This is a clear message that there is a very strong desire to see these amenities restored or developed.

## Q2 I would like more cafes / restaurants in the Parish of Ardleigh

Answered: 296 Skipped: 3



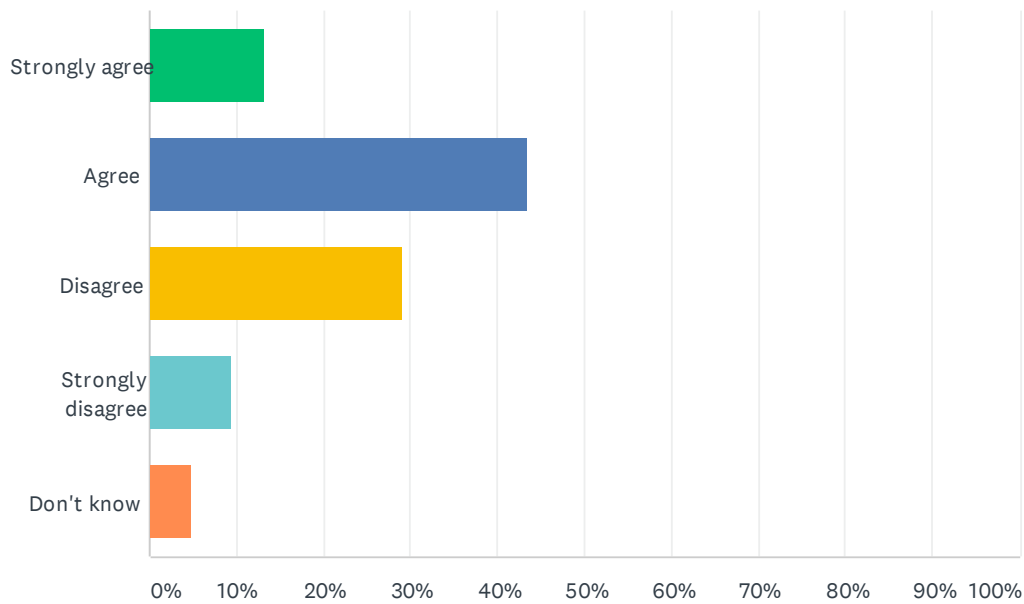
ANSWER CHOICES	RESPONSES	
Strongly agree	28.04%	83
Agree	41.22%	122
Disagree	16.55%	49
Strongly disagree	4.39%	13
Don't know	9.80%	29
<b>TOTAL</b>		<b>296</b>

Of the 296 respondents to this question nearly 70% indicate that they either agree or strongly agree that they would like more cafes/ restaurants in the Parish of Ardleigh. This is interesting as there are a number of outlets within the Parish that provide food and drink including around, 1 Indian restaurant, 1 Cafe/Restaurant, 3 Pubs and 2 Takeaways. Only 1 pub and 1 take away restaurant are in the actual centre of the Village.

Responses are probably influenced by where people live in the Parish.

### Q3 Shops in the Parish of Ardleigh cater adequately for the needs of myself and members of my household

Answered: 296 Skipped: 3

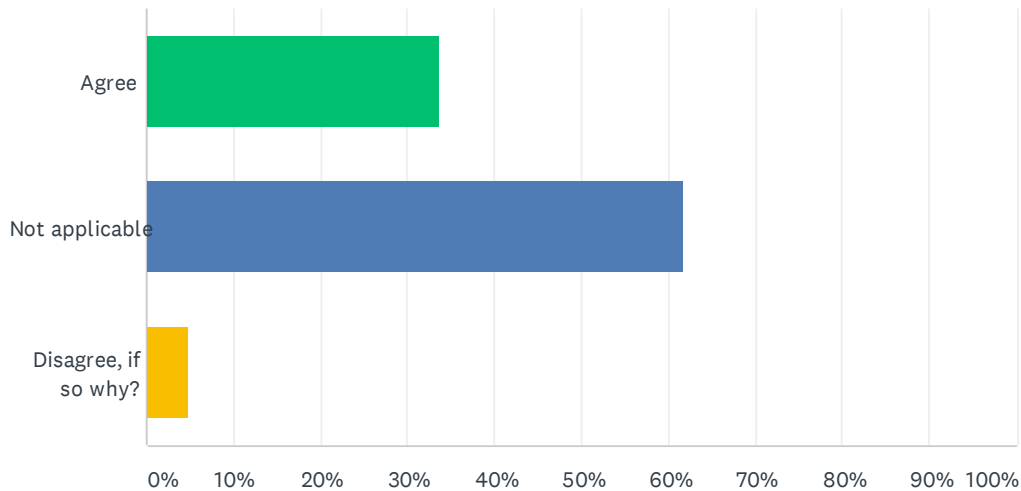


ANSWER CHOICES	RESPONSES
Strongly agree	13.18% 39
Agree	43.58% 129
Disagree	29.05% 86
Strongly disagree	9.46% 28
Don't know	4.73% 14
TOTAL	296

Of the 296 respondents just over 56% Agreed or Strongly agreed that shops in Ardleigh are adequate. However, nearly 40% Disagreed or Strongly Disagreed. This needs to be explored further to see if it can be established why there is a feeling that shops are inadequate and what respondents feel we need more of. Some of these negative comments could be because the respondents live in outlying hamlets where there are no shops.

### Q4 The provision of school(s) in Ardleigh meet my needs and those of my household

Answered: 297 Skipped: 2



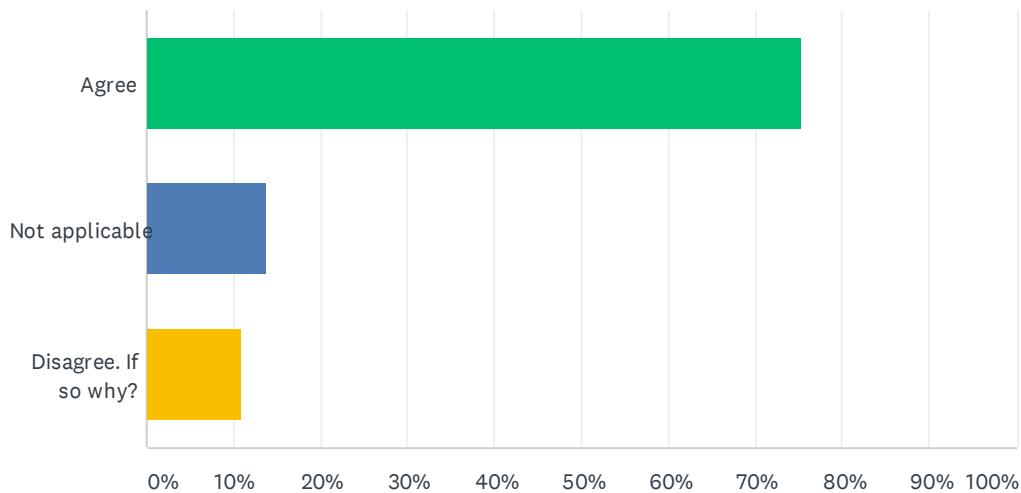
ANSWER CHOICES	RESPONSES
Agree	33.67% 100
Not applicable	61.62% 183
Disagree, if so why?	4.71% 14
TOTAL	297

More than 60% of the 297 respondents didn't feel the question was relevant to them which indicates the relatively low numbers of respondents who have children of primary school age living at home. However, of the 114 who Agree or Disagree that the school meets their needs more than 87% agree it meets their needs. Of those who disagreed reasons given were largely that the School was full.

Elsewhere however there are strong concern that the School could be overwhelmed by further residential development.

## Q5 The Doctors Surgery in Ardleigh meets my needs and those of my household

Answered: 295 Skipped: 4

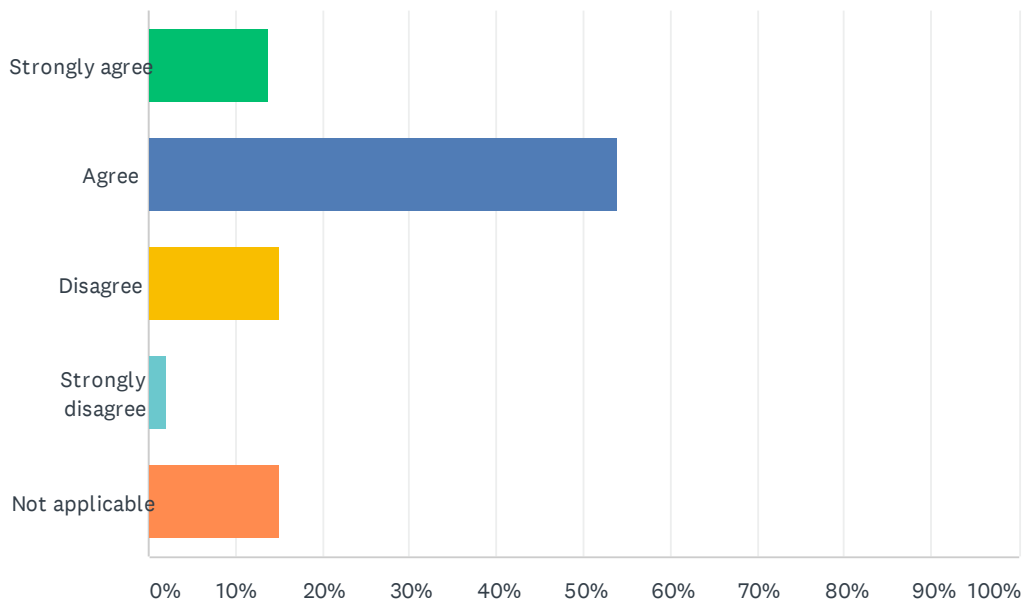


ANSWER CHOICES	RESPONSES	
Agree	75.25%	222
Not applicable	13.90%	41
Disagree. If so why?	10.85%	32
TOTAL		295

Of the 295 that responded just under 14% didn't feel it was applicable to them. This could be because they are registered at surgeries outside the Parish. Just over 75% feel it meets their needs and just under 11% Disagree. The reasons for disagreeing are largely related to the service deteriorating over the last 24 months or so. Some of this can be attributed to Covid, but there are suggestions that increases in population due to housing development has put the Surgery under increasing pressure.

## Q6 Ardleigh Village Hall is adequate and meets the needs of the community

Answered: 297 Skipped: 2

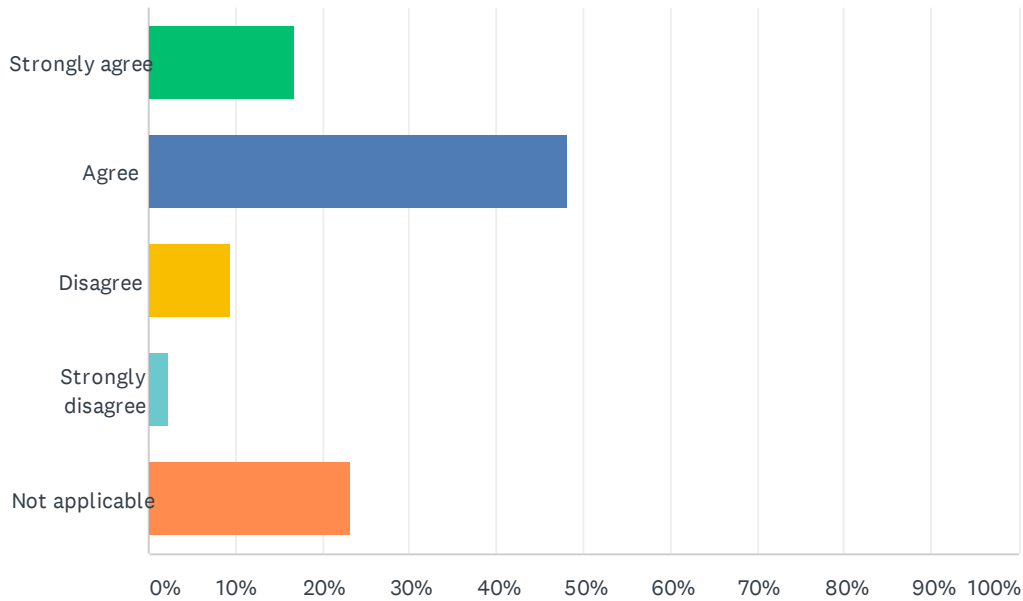


ANSWER CHOICES	RESPONSES	
Strongly agree	13.80%	41
Agree	53.87%	160
Disagree	15.15%	45
Strongly disagree	2.02%	6
Not applicable	15.15%	45
TOTAL		297

Over 67% of the 297 who responded Agree or Strongly Agree that the Village Hall meets the needs of the community. 18% Disagree or Strongly Disagree. In some ways this is surprising as there seems to be high demand for recreational facilities and a Community Hub which are sometimes met by Village Halls but for which Ardleigh Village Hall is not currently suitable. This needs exploring further.

## Q7 There are sufficient children's play areas in the Parish of Ardleigh

Answered: 297 Skipped: 2



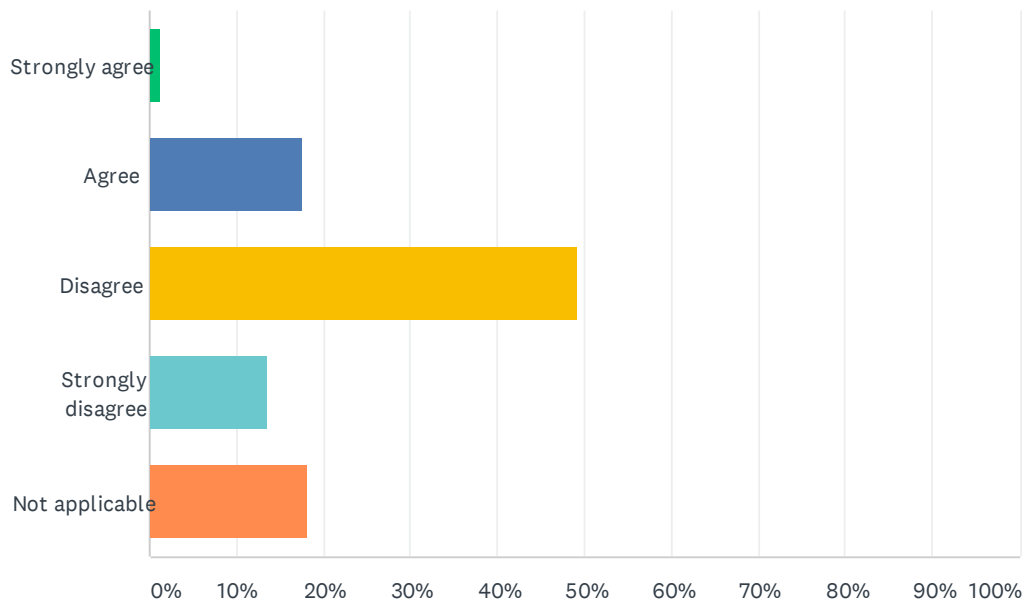
ANSWER CHOICES	RESPONSES	
Strongly agree	16.84%	50
Agree	48.15%	143
Disagree	9.43%	28
Strongly disagree	2.36%	7
Not applicable	23.23%	69
<b>TOTAL</b>		<b>297</b>

Of the 297 who responded just over 23% didn't feel the question was applicable perhaps reflecting the number of respondents who don't have children under 18. Of the remaining 228, 85% Agree or Strongly Agree that there are sufficient Play Areas for Children.

There does not appear to be a demand to increase Children's Play areas.

## Q8 There are sufficient leisure/recreational facilities for young people in the Parish of Ardleigh

Answered: 295 Skipped: 4



ANSWER CHOICES	RESPONSES
Strongly agree	1.36% 4
Agree	17.63% 52
Disagree	49.15% 145
Strongly disagree	13.56% 40
Not applicable	18.31% 54
TOTAL	295

Of the 295 that responded just over 18% felt this question was not applicable. Of the remaining 241 nearly 77% Disagreed or Strongly Disagreed that there are sufficient Leisure/Recreational facilities for young people. This is in stark contrast to the results relating to provision of play areas and seems to support Q1 where there is a high demand for sport and community recreational facilities.

Further research needs to be conducted.



## Q9 Do you have any comments regarding amenities in the Parish of Ardleigh

Answered: 112 Skipped: 187

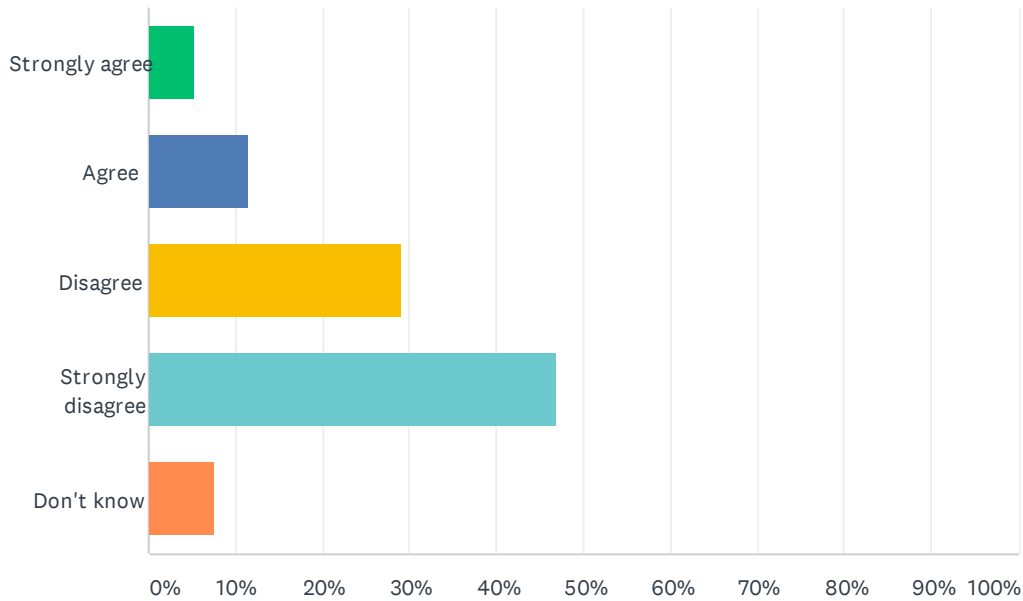
Comments regarding amenities fell into the following categories:

- 1 In favour of more Sports/Walking/other recreational facilities 24
- 2 In favour of more Youth facilities 19
- 3 Comments relating to shops and the Post Office 18
- 4 Other uncategorised comments 15
- 5 Comments about the Village Hall 11
- 6 Comments concerning cafes/restaurants 9
- 7 Comments in favour of a Community Hub 7
- 8 Comments on lack of recycling facilities 4
- 9 Comments regarding Allotments 2

The comments as expected support the overall scoring of the questions.

## Q10 I think the Parish of Ardleigh needs more housing development

Answered: 269 Skipped: 30



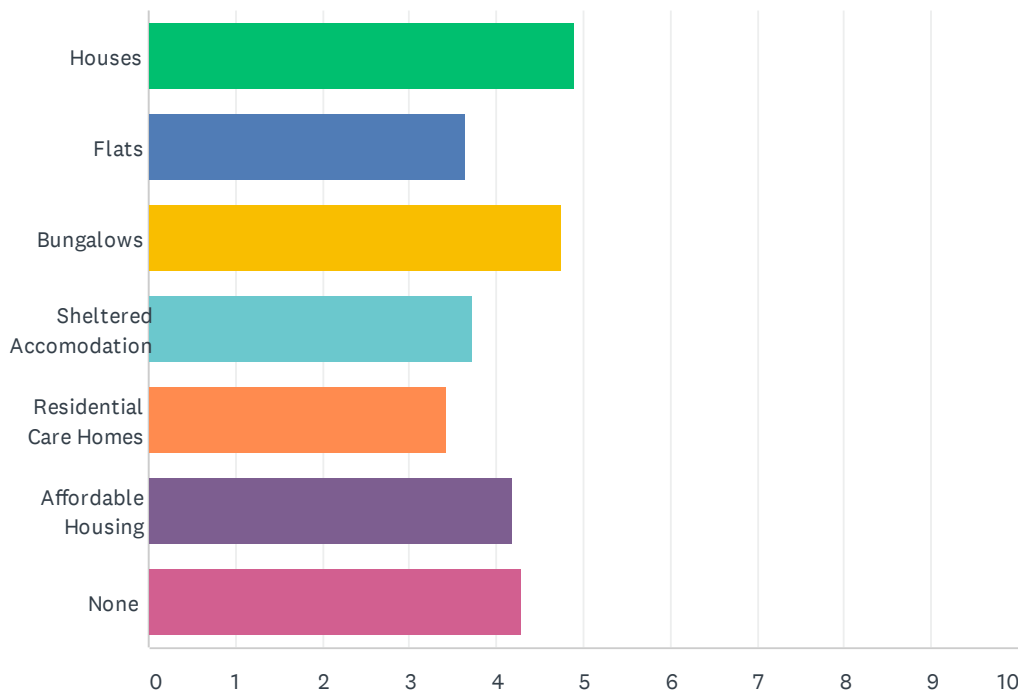
ANSWER CHOICES	RESPONSES	
Strongly agree	5.20%	14
Agree	11.52%	31
Disagree	29.00%	78
Strongly disagree	46.84%	126
Don't know	7.43%	20
<b>TOTAL</b>		<b>269</b>

Of the 269 respondents to this question over 75% Disagreed or Strongly Disagreed that there was a need for more Housing Development in the Parish of Ardleigh. Just under 17% Agreed or Strongly Agreed that there was a need and just over 7% Didn't Know.

This is a very strong indication that a considerable majority do not think we need more housing.

### Q11 What type of property do you think is most needed in the Parish of Ardleigh (please rank in order of priority by moving the most important to the top).

Answered: 256 Skipped: 43



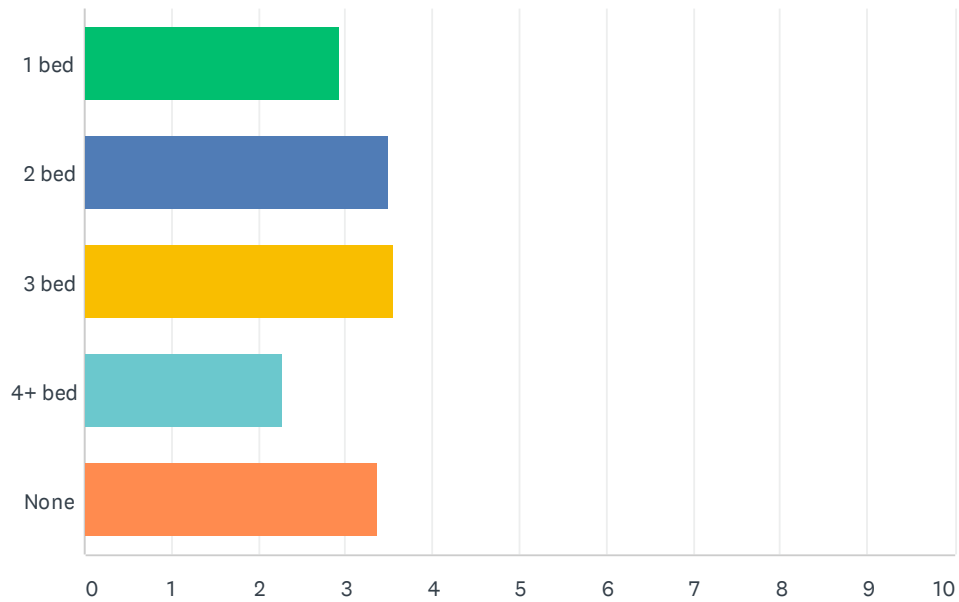
	1	2	3	4	5	6	7	TOTAL	SCORE
Houses	25.82% 55	23.47% 50	13.15% 28	13.15% 28	6.57% 14	11.74% 25	6.10% 13	213	4.89
Flats	2.02% 4	14.14% 28	17.17% 34	16.67% 33	22.22% 44	17.17% 34	10.61% 21	198	3.63
Bungalows	7.08% 15	28.30% 60	27.36% 58	17.45% 37	12.26% 26	4.72% 10	2.83% 6	212	4.75
Sheltered Accommodation	4.50% 9	7.00% 14	18.50% 37	26.00% 52	20.50% 41	17.00% 34	6.50% 13	200	3.72
Residential Care Homes	3.02% 6	10.05% 20	14.57% 29	13.57% 27	25.13% 50	25.13% 50	8.54% 17	199	3.43
Affordable Housing	23.44% 49	17.22% 36	7.66% 16	7.66% 16	10.05% 21	18.18% 38	15.79% 33	209	4.19
None	50.23% 111	2.26% 5	1.36% 3	2.26% 5	1.36% 3	1.36% 3	41.18% 91	221	4.29

The responses to this question are a little confusing as based on the responses to the previous question you might expect that 75% or more would indicate that their top priority would be None. However, just over 50% of the 256 who responded had None as their highest priority and just over 41% had it as their lowest priority. This suggests that some respondents have not understood the question and have tried to prioritise even though they have previously said there should be none.

However, ignoring the above it does seem that there is no clear indication as to what housing is needed.

### Q12 What size of new home is most needed in the Parish of Ardleigh (please rank in order of priority by moving the most important to the top).

Answered: 255 Skipped: 44

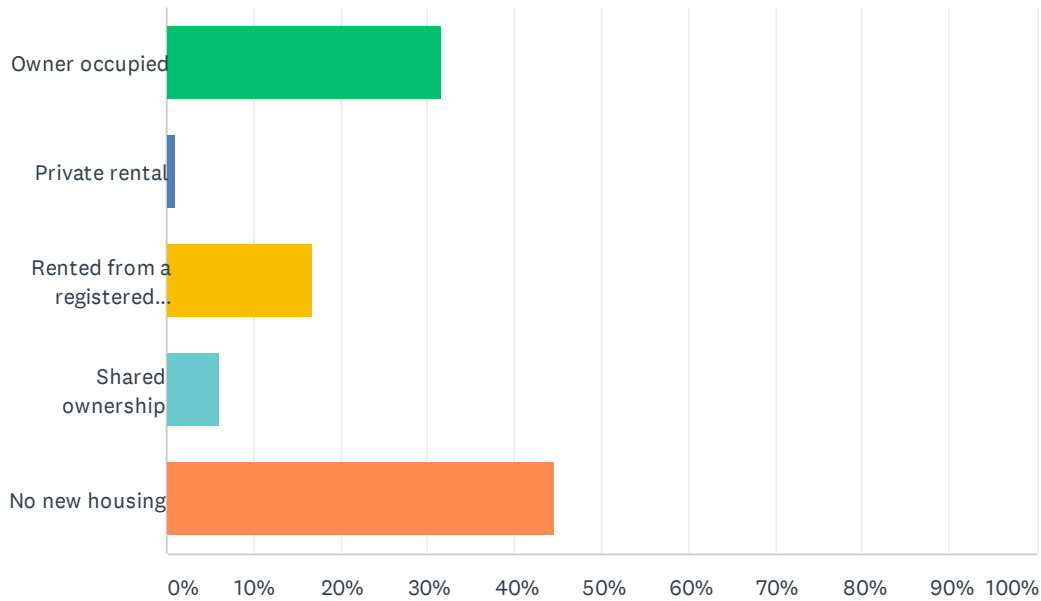


	1	2	3	4	5	TOTAL	SCORE
1 bed	10.58% 20	26.46% 50	22.22% 42	26.46% 50	14.29% 27	189	2.93
2 bed	15.00% 30	37.00% 74	32.00% 64	15.00% 30	1.00% 2	200	3.50
3 bed	31.07% 64	18.45% 38	28.16% 58	20.39% 42	1.94% 4	206	3.56
4+ bed	5.24% 10	16.75% 32	13.09% 25	30.89% 59	34.03% 65	191	2.28
None	54.98% 116	1.90% 4	3.32% 7	3.32% 7	36.49% 77	211	3.36

Again this question doesn't tell us very much as all options score fairly evenly.

### Q13 What housing tenure is most needed (one answer only).

Answered: 263 Skipped: 36

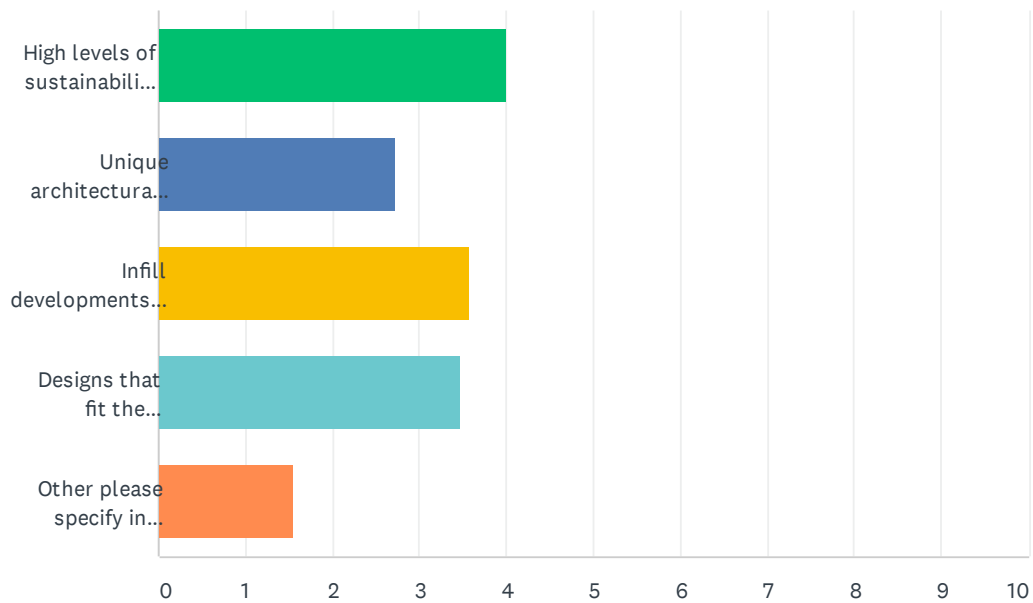


ANSWER CHOICES	RESPONSES	
Owner occupied	31.56%	83
Private rental	1.14%	3
Rented from a registered provider of affordable housing	16.73%	44
Shared ownership	6.08%	16
No new housing	44.49%	117
<b>TOTAL</b>		<b>263</b>

Again these responses are confusing as you would expect the vast majority to indicate "No new housing" based on Q10. However, of the 263 respondents respondents just over 44% chose "No new housing" and just over 31% stated owner occupation as their preferred option perhaps because that is what most respondents live in. Nearly 17% of respondents felt there was a need for housing rented from a registered provider of affordable housing e.g. Council/Housing Association. This may be a perception rather than an actual need as there does not appear to be evidence to support this view.

### Q14 If new development is proposed in the Parish of Ardleigh. I would like to see (please rank in order of priority by moving the most important to the top).

Answered: 258 Skipped: 41



	1	2	3	4	5	TOTAL	SCORE
High levels of sustainability and eco-design	41.03% 96	27.78% 65	21.79% 51	8.55% 20	0.85% 2	234	4.00
Unique architectural designs	5.70% 13	17.11% 39	29.82% 68	38.16% 87	9.21% 21	228	2.72
Infill developments within the village (1-2 houses)	32.46% 74	22.81% 52	19.74% 45	18.86% 43	6.14% 14	228	3.57
Designs that fit the historical character of the area	22.75% 53	29.61% 69	25.32% 59	18.03% 42	4.29% 10	233	3.48
Other please specify in comments below	7.73% 15	2.58% 5	3.09% 6	10.31% 20	76.29% 148	194	1.55

This question was created to force respondents into choosing, if we had to have development, what type of housing would they like to see. Of the 258 responses the results are fairly evenly split.

## Q15 Do you have any comments regarding the future development of the Parish of Ardleigh?

Answered: 141 Skipped: 158

141 responses were recorded which gave 158 comments which have been categorised as follows:

- 1 Comments supporting no new housing 39
- 2 Comments on type of housing if we had development. (Largely relating to no large development, Brownfield sites, only in the settlement area and infill, if at all, some comments on first time and affordable housing.) 34
- 3 Concerns about impact on infrastructure, particularly GP and School) 32
- 4 Threat to Village and rural nature of the Parish of over development. 25
- 5 Negative comments about recent planning decisions. 7
- 6 Support of continuing development of housing ( fear of stagnation or driving off businesses) 6

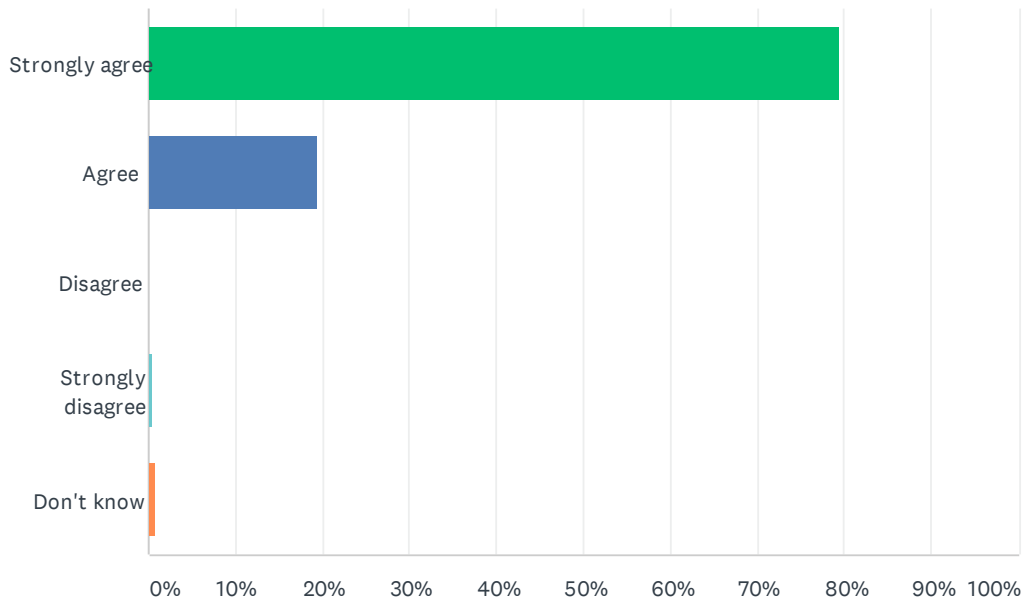
In relation to housing it is clear that the vast majority of respondents don't want any new development. From the other questions in this section there is no clear picture of, if there was development, what type of housing it should be.

There are comments that suggest if there was development then it should be restricted to the settlement area and only be infill.

This however, should be put into the context that Tendring in their local plan have not identified any requirement for further housing in the Parish of Ardleigh until after 2033.

### Q16 The Parish of Ardleigh should retain it's rural characteristics in relation to the visual quality of buildings, open spaces, trees, hedges, etc.

Answered: 268 Skipped: 31



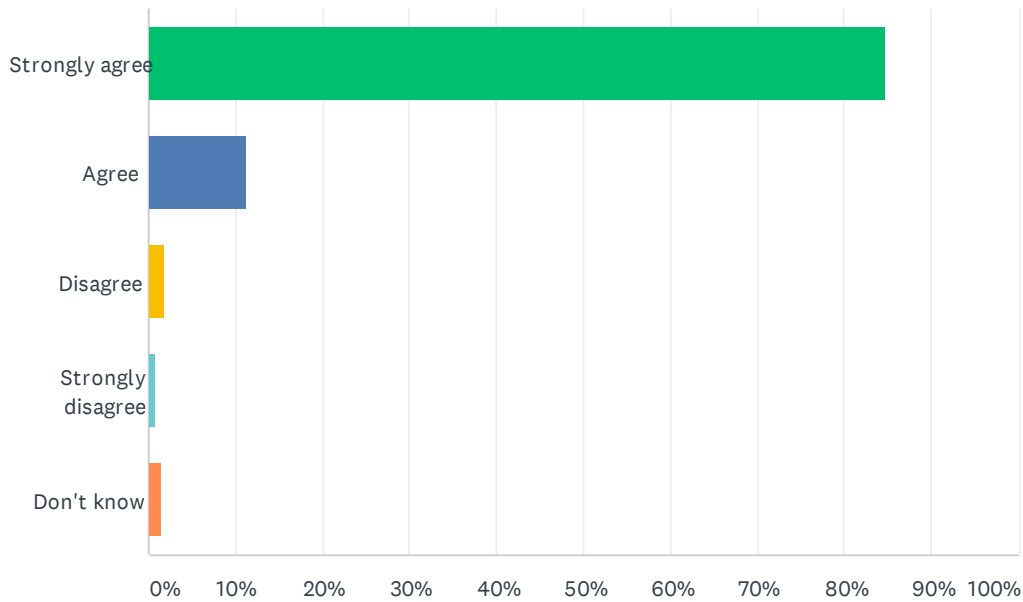
ANSWER CHOICES	RESPONSES	
Strongly agree	79.48%	213
Agree	19.40%	52
Disagree	0.00%	0
Strongly disagree	0.37%	1
Don't know	0.75%	2
<b>TOTAL</b>		<b>268</b>

It is overwhelmingly clear that respondents want to retain the rural characteristics of the Parish of Ardleigh. Of the 268 respondents nearly 99% Agree or Strongly Agree.



## Q17 Rural footpaths, bridleways and lanes should not be lost or adversely affected by any development

Answered: 268 Skipped: 31



ANSWER CHOICES	RESPONSES	
Strongly agree	84.70%	227
Agree	11.19%	30
Disagree	1.87%	5
Strongly disagree	0.75%	2
Don't know	1.49%	4
TOTAL		268

Of the 268 respondents nearly 96% believe that footpaths, bridleways and lanes should not be lost or adversely affected by development.

## Q18 Do you have any comments regarding the rural characteristics of the Parish of Ardleigh?

Answered: 117 Skipped: 182

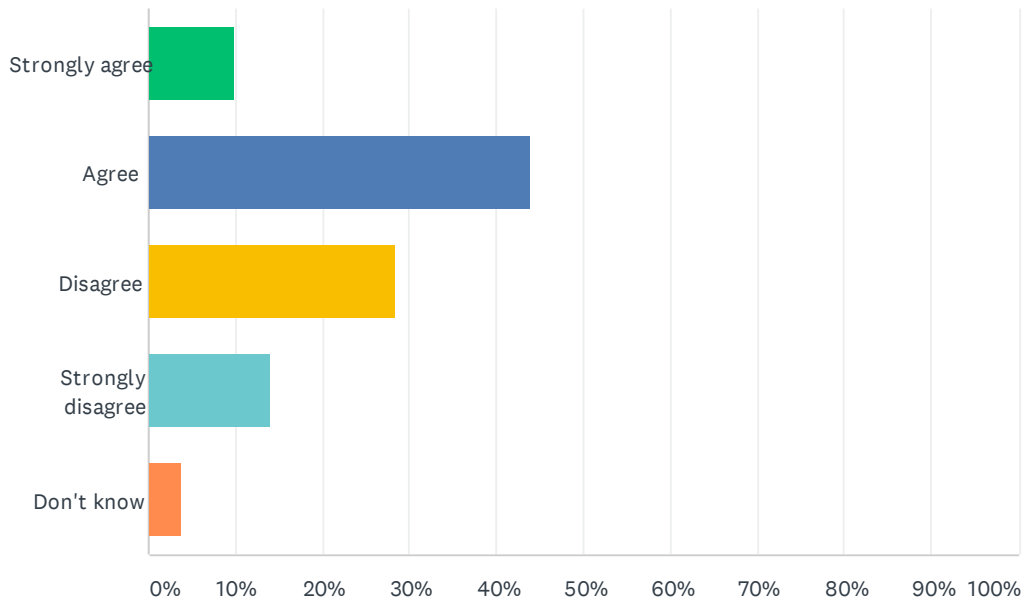
There were 117 responses resulting in 127 identified separate comments:

- 1 These were comments supporting the preservation of rural aspects of the Parish 41
- 2 Comments about footpaths/cycle and bridleways largely around need for maintenance and signage 28
- 3 Comments about the impact that development has already had 18
- 4 Other non categorised comments
- 5 Comments supporting the way things are at the moment 11
- 6 Examples of littering and flytipping 5
- 6 Examples of areas that flood 5
- 8 Comments on the potential impact of the Garden Community 4

Overall incredibly strong feelings about preserving the rural nature of the Parish of Ardleigh.

## Q19 The roads in and around the Parish of Ardleigh are adequate for current levels of traffic

Answered: 264 Skipped: 35



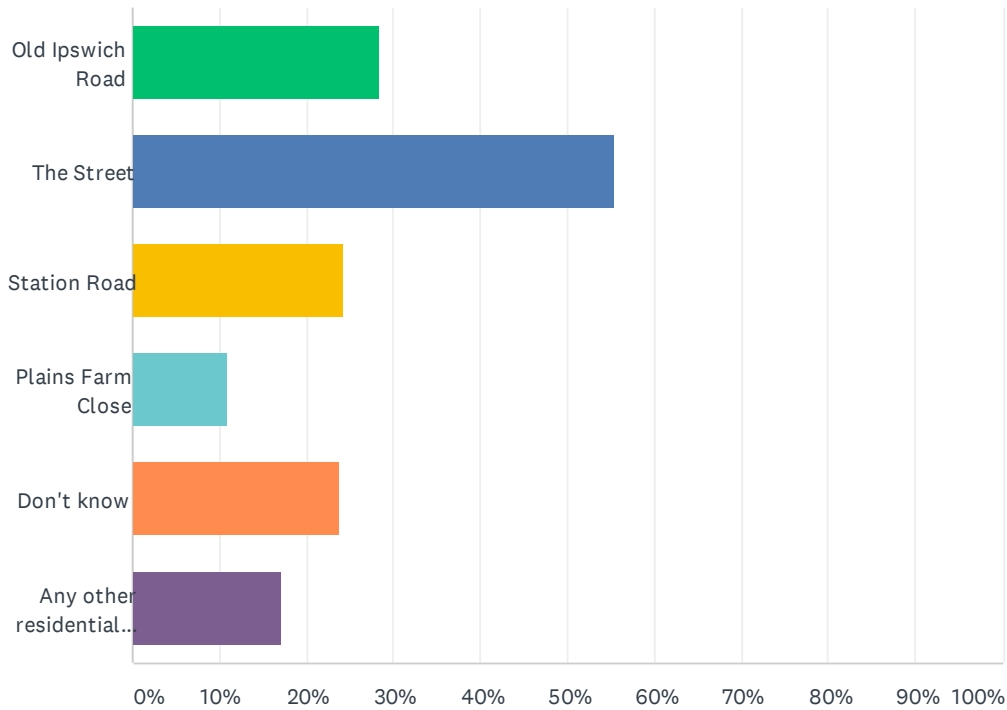
ANSWER CHOICES	RESPONSES	
Strongly agree	9.85%	26
Agree	43.94%	116
Disagree	28.41%	75
Strongly disagree	14.02%	37
Don't know	3.79%	10
TOTAL		264

Nearly 54% of the 264 respondents Agree or Strongly agree that our roads are adequate. However, just over 42% Disagree or Strongly Disagree.

This would need to be researched further to establish why we have a split in views. It could be that people feel that our roads are overused by lorries or it is influenced by where they live in the Parish.

## Q20 Traffic congestion / parking are an issue on the following roads

Answered: 256 Skipped: 43



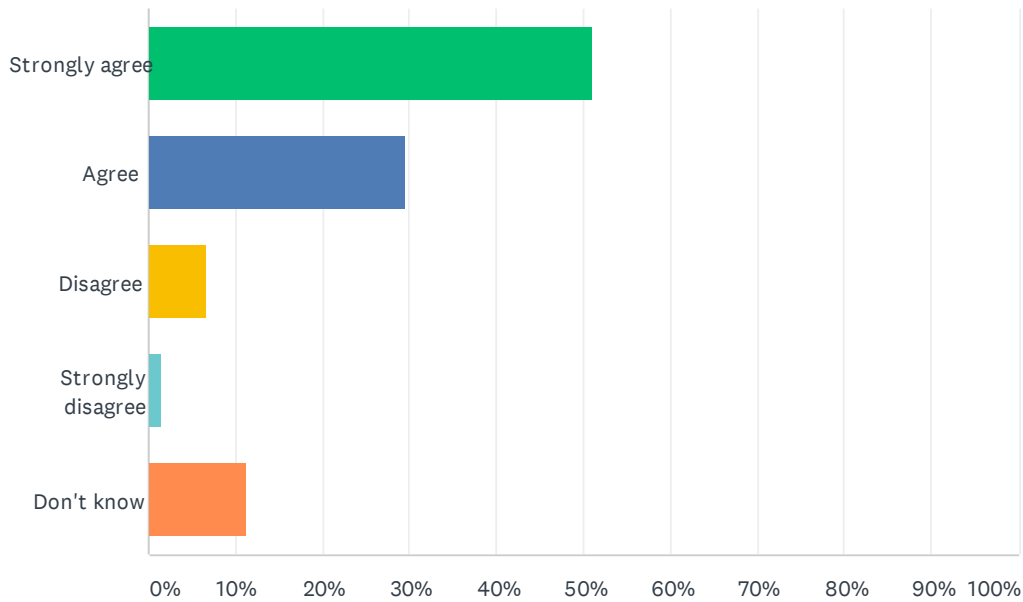
ANSWER CHOICES	RESPONSES	
Old Ipswich Road	28.52%	73
The Street	55.47%	142
Station Road	24.22%	62
Plains Farm Close	10.94%	28
Don't know	23.83%	61
Any other residential street (please specify)	17.19%	44
Total Respondents: 256		

This is self explanatory. About 75% of the respondents feel parking is a problem in one way or another with The Street being the most mentioned. Ingrams Piece and Gernon Road feature quite frequently in "Other residential".

We would need to research this carefully if we tried to take action as it is an emotive subject.

## Q21 Weight restriction should be enforced on the roads in the Parish of Ardleigh

Answered: 265 Skipped: 34



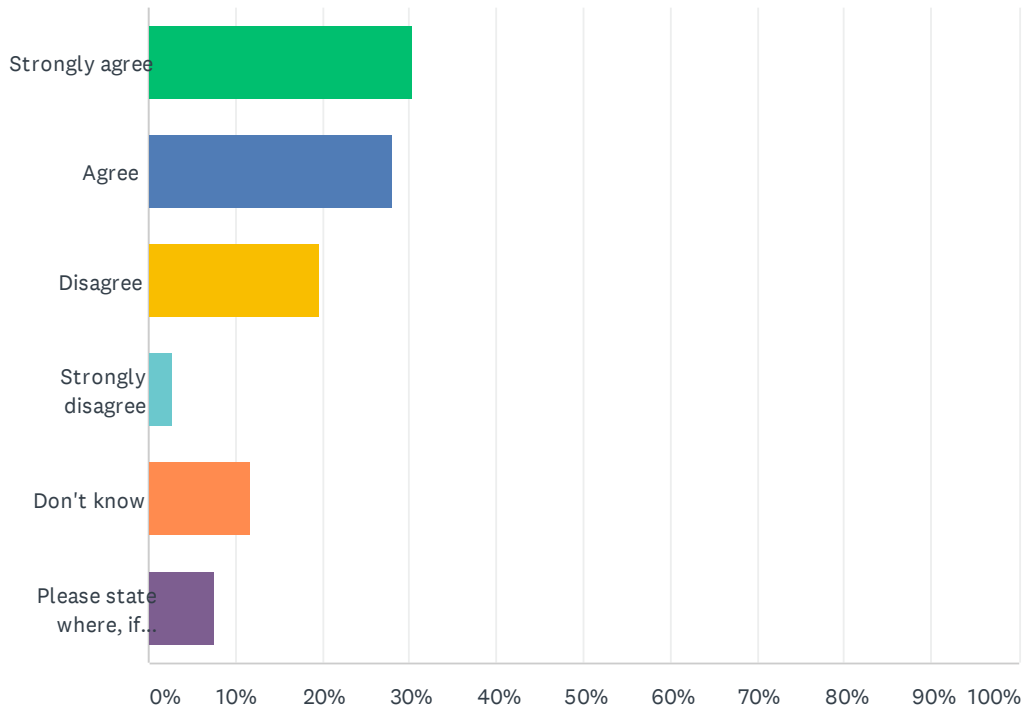
ANSWER CHOICES	RESPONSES	
Strongly agree	50.94%	135
Agree	29.43%	78
Disagree	6.79%	18
Strongly disagree	1.51%	4
Don't know	11.32%	30
TOTAL		265

This is an issue which quite regularly comes up at Parish Council meetings and featured in the earlier Survey. Over 80% of the 265 respondents feel that weight restrictions should be enforced.

In the past the prevalent view has been that there is nothing that can be done about it. However, this is a very strong message that our residents want something done about and so we should investigate further what could be done.

## Q22 Traffic calming along the roads in the Parish of Ardleigh is required

Answered: 264 Skipped: 35



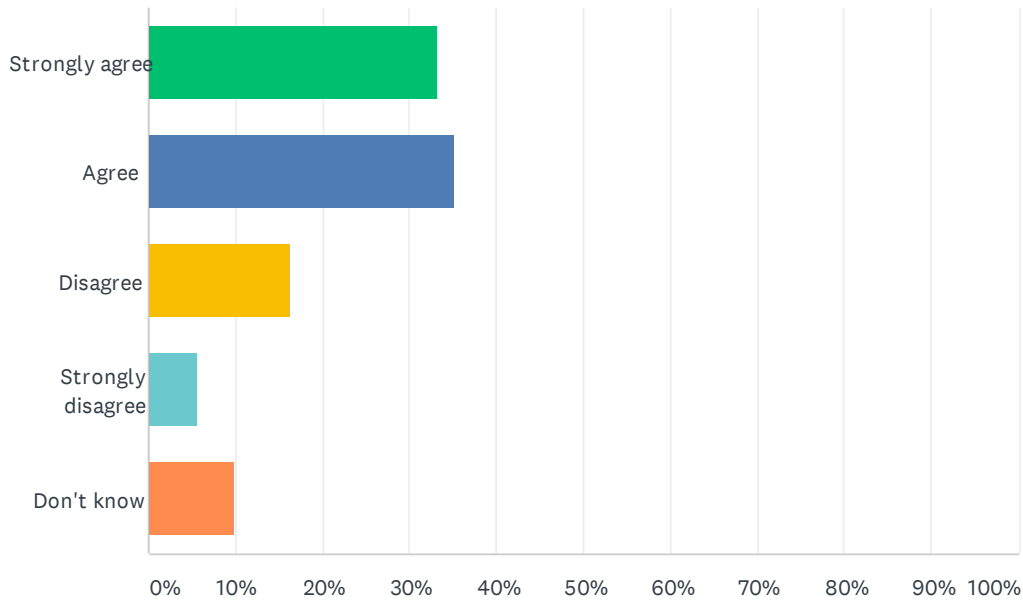
ANSWER CHOICES	RESPONSES	
Strongly agree	30.30%	80
Agree	28.03%	74
Disagree	19.70%	52
Strongly disagree	2.65%	7
Don't know	11.74%	31
Please state where, if appropriate	7.58%	20
<b>TOTAL</b>		<b>264</b>

This question arose from comments in the previous survey. Just over 58% of the 264 respondents Agree or Strongly Agree that calming measures should be in place. However just over 23% Disagree or Strongly Disagree.

Again this is an emotive subject and would need to be handled sensitively.

## Q23 There is a need for more cycle paths in the Parish of Ardleigh

Answered: 265 Skipped: 34



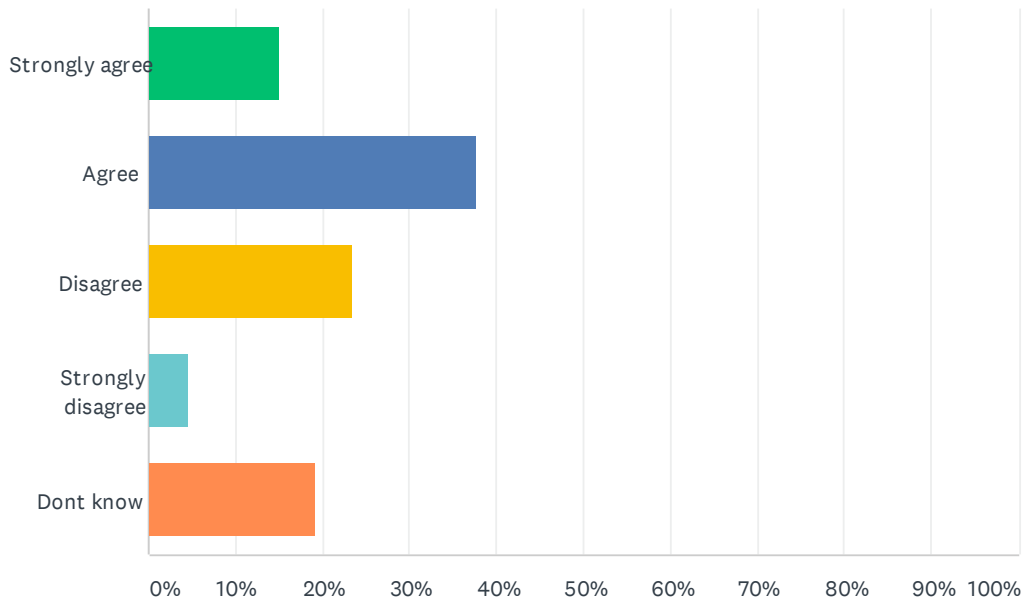
ANSWER CHOICES	RESPONSES	
Strongly agree	33.21%	88
Agree	35.09%	93
Disagree	16.23%	43
Strongly disagree	5.66%	15
Don't know	9.81%	26
<b>TOTAL</b>		<b>265</b>

Just over 68% of the 265 respondents Agree or Strongly Agree that there should be more Cycle Paths in the Parish. However, Over 21% Disagree.

It seems likely that this question is complicated by whether you are a cycling fan or would prefer more footpaths/bridleways. There are comments asking the question "where they would go and how would it work".

## Q24 I would like to see more (non-retail) business premises with job opportunities in the Parish of Ardleigh

Answered: 265 Skipped: 34



ANSWER CHOICES	RESPONSES	
Strongly agree	15.09%	40
Agree	37.74%	100
Disagree	23.40%	62
Strongly disagree	4.53%	12
Dont know	19.25%	51
<b>TOTAL</b>		<b>265</b>

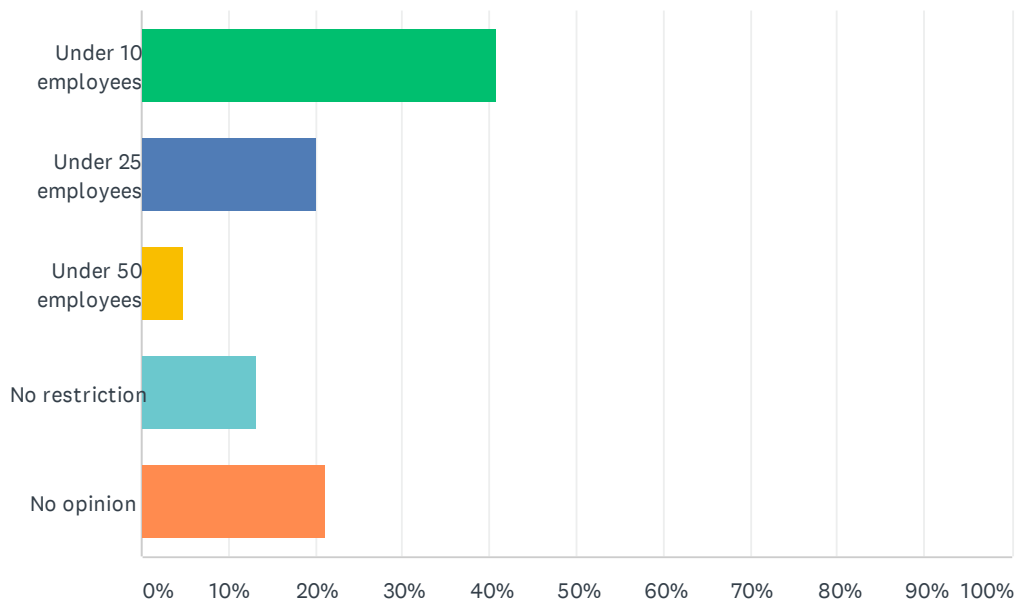
This question was designed to establish whether people were supportive of businesses being developed which attracted job opportunities. Of the 265 respondents nearly 53% were in favour of development, however, nearly 28% were against and nearly 20% Didn't know.

This is controversial as we have had some large scale business development which has been opposed.



## Q25 If more business/industrial development was encouraged do you think the size of the business should be restricted e.g. by number of employees?

Answered: 265 Skipped: 34



ANSWER CHOICES	RESPONSES
Under 10 employees	40.75% 108
Under 25 employees	20.00% 53
Under 50 employees	4.91% 13
No restriction	13.21% 35
No opinion	21.13% 56
TOTAL	265

This question was designed to establish whether, if businesses were to be encouraged, there should be some sort of restriction on their size. Generally businesses are categorised by the number of employees and turnover rather than the footprint they occupy. This question focuses on number of employees. Generally businesses with less than 25 employees are regarded as Medium, less than 50 employees Small and less than 10 Micro.

As can be seen from the results nearly 41% of respondents are in favour of Micro businesses and nearly 25% Small. Just over 13% felt there should be no restriction and just over 21% had no opinion.

It seems clear that there is support for encouraging businesses that bring employment opportunities but predominantly on a Micro scale.

## Q26 Do you have any comments regarding infrastructure/businesses in the Parish of Ardleigh

Answered: 93 Skipped: 206

The 93 responses generated 96 comments:

- 1 Comments against business development 25
- 2 Comments in support of Small or Micro business development 19
- 3 Comments about traffic speed and parking 10
- 3 Comments about Specifically issues with Lorries 10
- 3 Other non categorised comments 10
- 6 Comments generally supporting the need for cycle way/footpaths 9
- 7 Comments regarding roads 8
- 8 Comments in favour of any size business development 4

Comments generally support the scores although there are more comments against development of businesses than the scores suggest. Some are about location which would need to be explored further.

**Q27 If you would like to be entered into the prize draw please provide your email address or telephone number**

Answered: 158 Skipped: 141

## Q28 Please provide your postcode (this will help us understand whereabouts in the Parish you live without us being able to identify who you are)

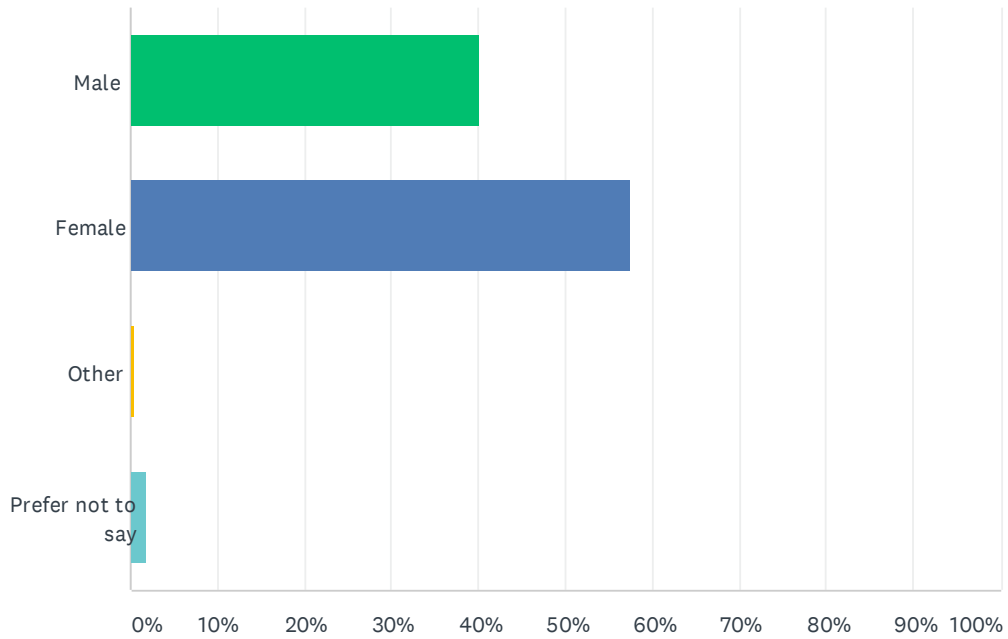
Answered: 243 Skipped: 56

ANSWER CHOICES	RESPONSES	
Name	0.00%	0
Company	0.00%	0
Address	0.00%	0
Address 2	0.00%	0
City/Town	0.00%	0
State/Province	0.00%	0
Postal Code	100.00%	243
Country	0.00%	0
Email Address	0.00%	0
Phone Number	0.00%	0

See separate Post Code analysis although, it appears there are no areas within the Parish that do not have good or at least some representation.

## Q29 What is your gender?

Answered: 259 Skipped: 40

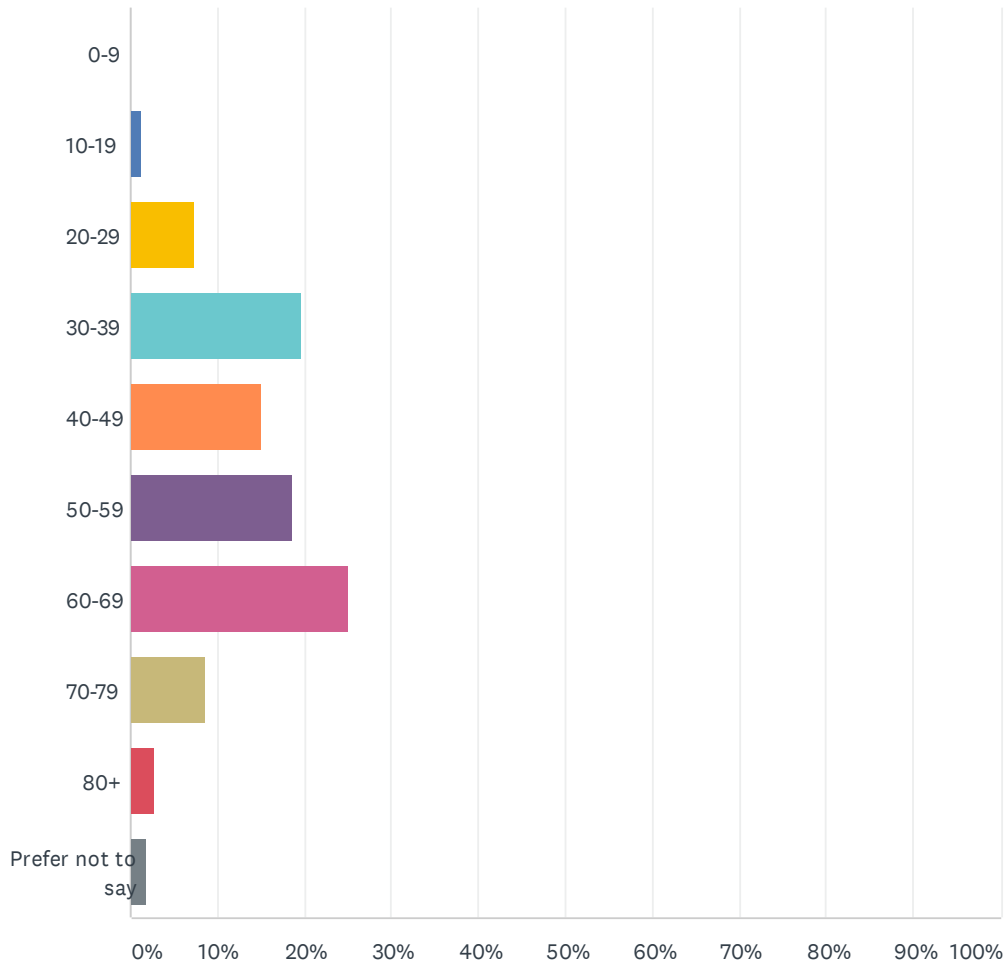


ANSWER CHOICES	RESPONSES	
Male	40.15%	104
Female	57.53%	149
Other	0.39%	1
Prefer not to say	1.93%	5
<b>TOTAL</b>		<b>259</b>

Slightly higher representation of females than the estimated population but not dramatic.

### Q30 Which age group do you belong to?

Answered: 259 Skipped: 40

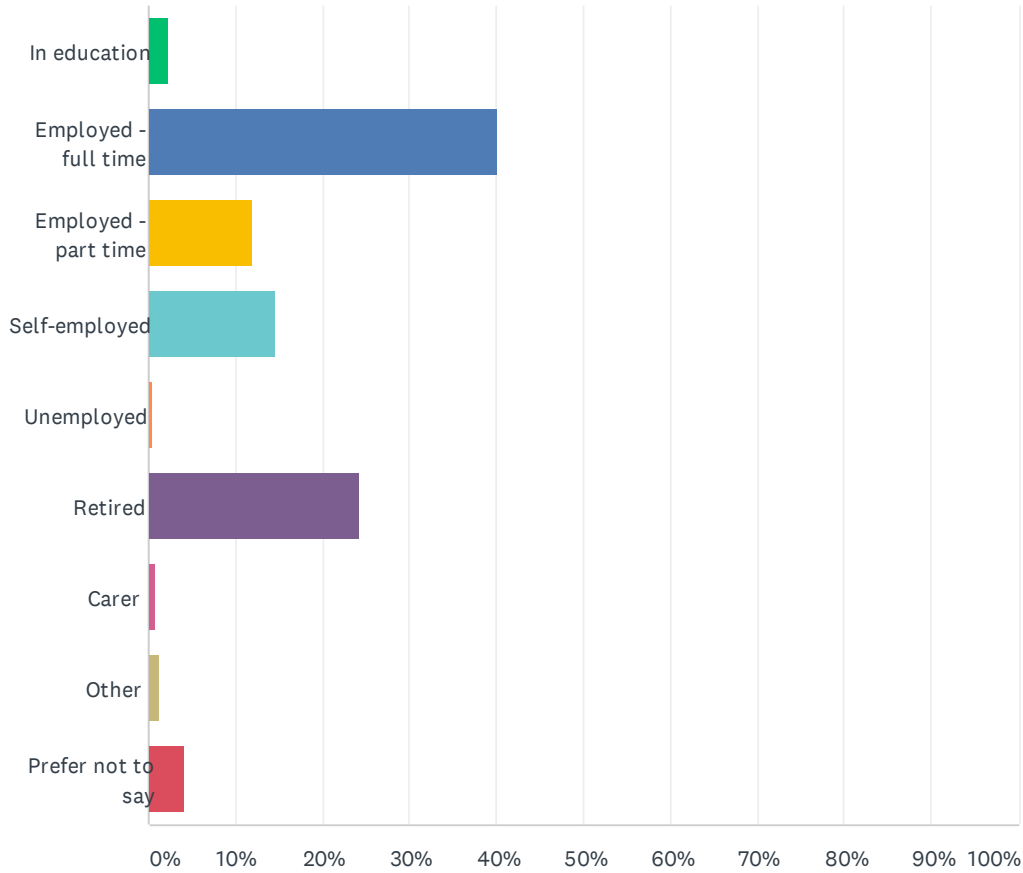


ANSWER CHOICES	RESPONSES
0-9	0.00% 0
10-19	1.16% 3
20-29	7.34% 19
30-39	19.69% 51
40-49	15.06% 39
50-59	18.53% 48
60-69	25.10% 65
70-79	8.49% 22
80+	2.70% 7
Prefer not to say	1.93% 5
<b>TOTAL</b>	<b>259</b>

60-69 a bit over represented and below 40 a bit under represented but within acceptable limits see separate analysis.

### Q31 Which of the following best describes you?

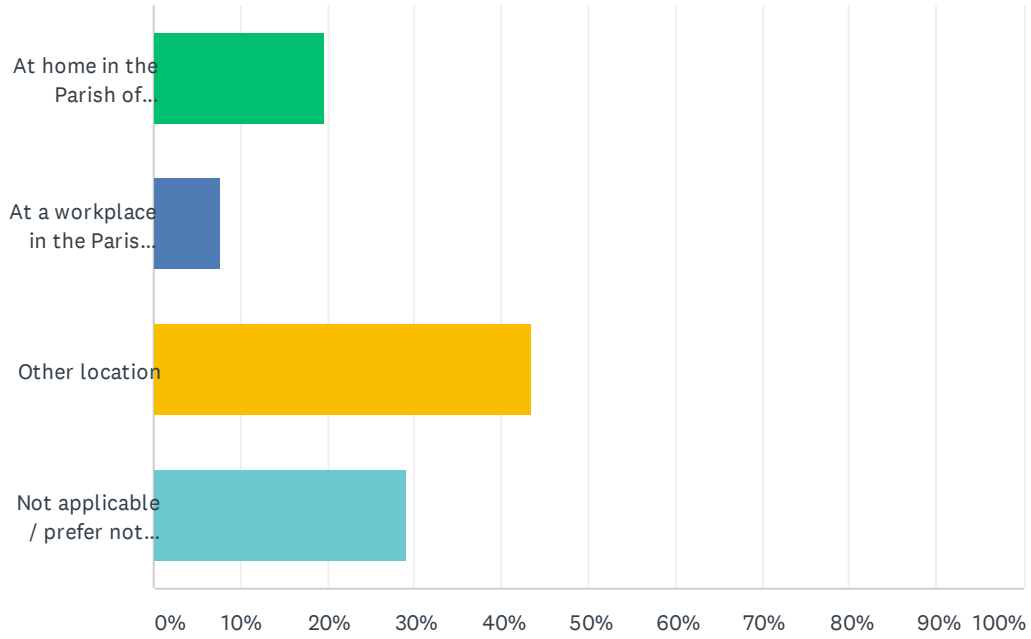
Answered: 259 Skipped: 40



ANSWER CHOICES	RESPONSES
In education	2.32% 6
Employed - full time	40.15% 104
Employed - part time	11.97% 31
Self-employed	14.67% 38
Unemployed	0.39% 1
Retired	24.32% 63
Carer	0.77% 2
Other	1.16% 3
Prefer not to say	4.25% 11
<b>TOTAL</b>	<b>259</b>

### Q32 Where is your normal place of work?

Answered: 258 Skipped: 41

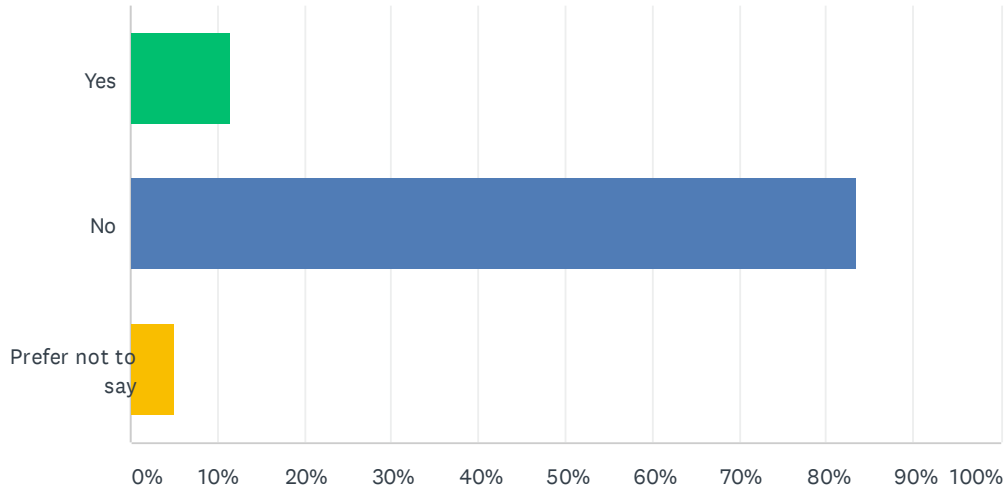


ANSWER CHOICES	RESPONSES	
At home in the Parish of Ardleigh	19.77%	51
At a workplace in the Parish of Ardleigh	7.75%	20
Other location	43.41%	112
Not applicable / prefer not to say	29.07%	75
<b>TOTAL</b>		<b>258</b>



### Q33 Do you own a business in the Parish of Ardleigh?

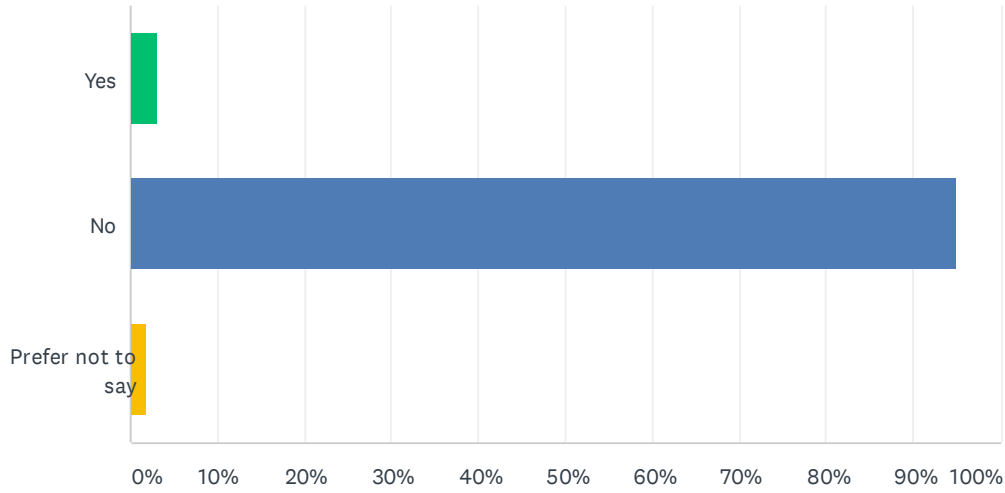
Answered: 259 Skipped: 40



ANSWER CHOICES	RESPONSES	
Yes	11.58%	30
No	83.40%	216
Prefer not to say	5.02%	13
Total Respondents: 259		

### Q34 Are you registered disabled?

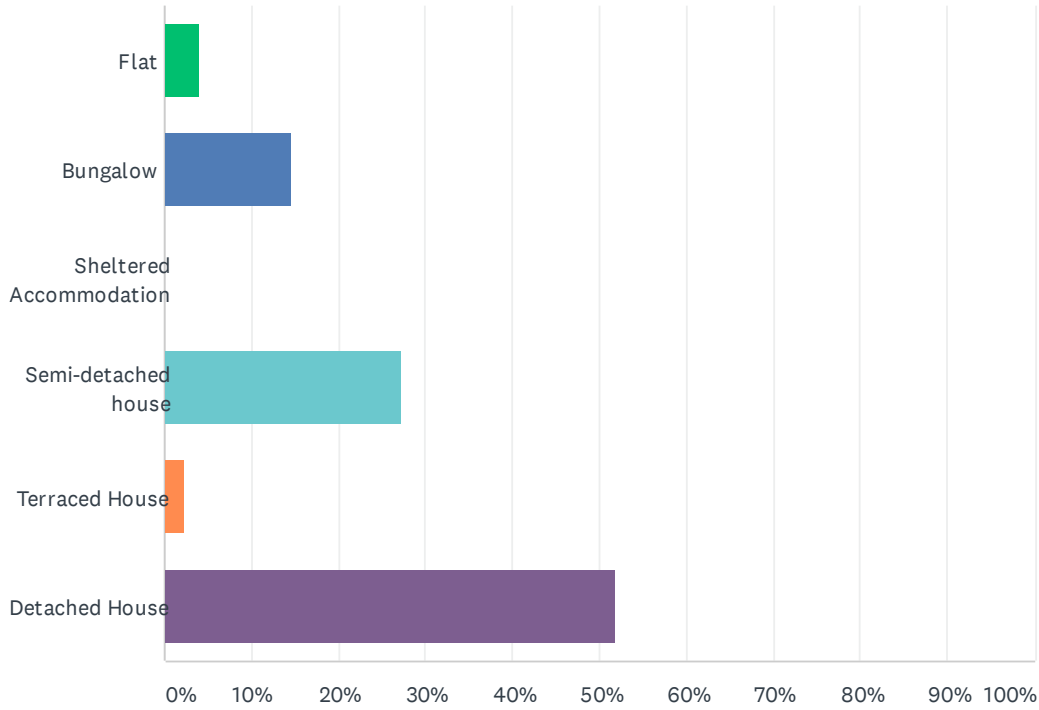
Answered: 259 Skipped: 40



ANSWER CHOICES	RESPONSES	
Yes	3.09%	8
No	94.98%	246
Prefer not to say	1.93%	5
<b>TOTAL</b>		<b>259</b>

### Q35 What type of property do you live in?

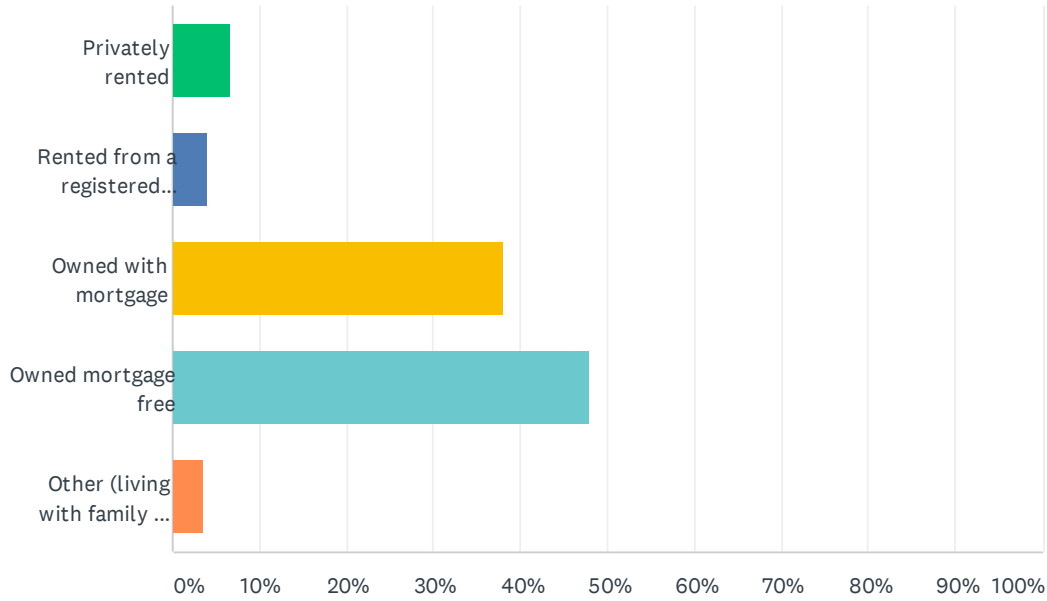
Answered: 258 Skipped: 41



ANSWER CHOICES	RESPONSES	
Flat	3.88%	10
Bungalow	14.73%	38
Sheltered Accommodation	0.00%	0
Semi-detached house	27.13%	70
Terraced House	2.33%	6
Detached House	51.94%	134
<b>TOTAL</b>		<b>258</b>

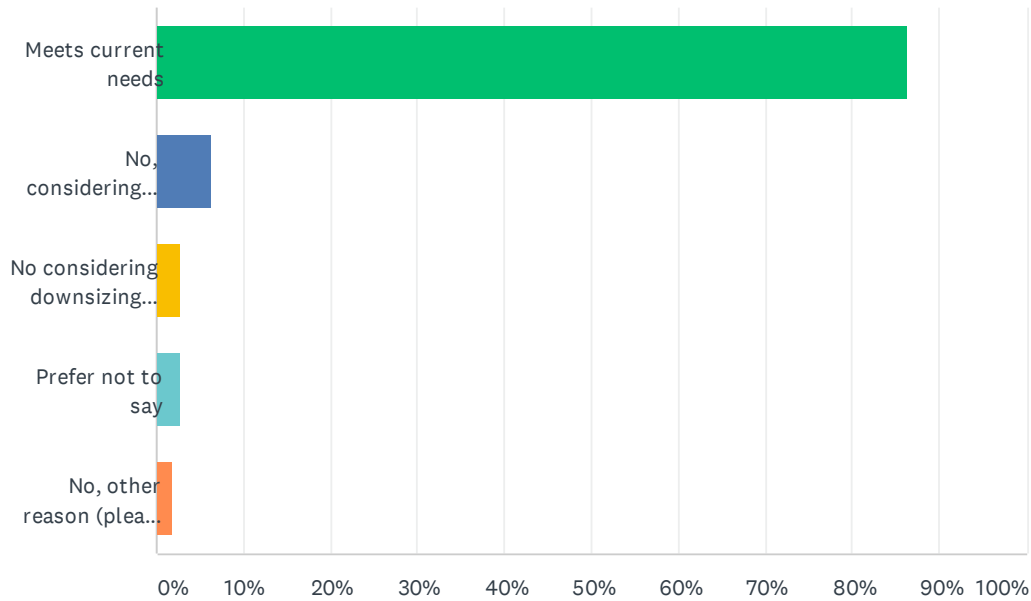
### Q36 Is your home?

Answered: 257 Skipped: 42



### Q37 Does your current accommodation meet your housing needs?

Answered: 259 Skipped: 40

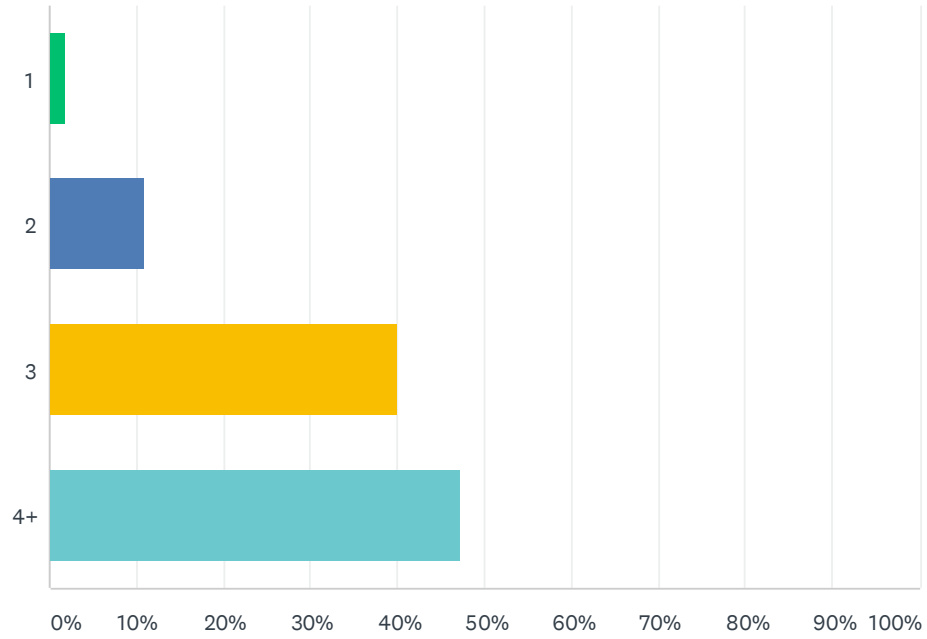


ANSWER CHOICES	RESPONSES	
Meets current needs	86.49%	224
No, considering upsizing within 18 months	6.18%	16
No considering downsizing within 18 months	2.70%	7
Prefer not to say	2.70%	7
No, other reason (please specify)	1.93%	5
<b>TOTAL</b>		<b>259</b>

No evidence to suggest there is a major demand for housing within the current residents.

### Q38 How many bedrooms does you home have?

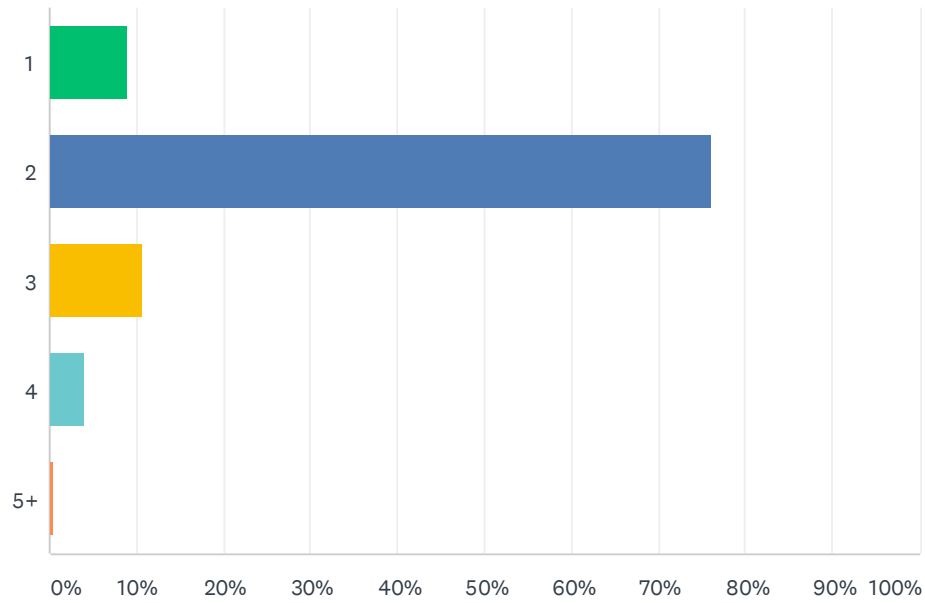
Answered: 258 Skipped: 41



ANSWER CHOICES	RESPONSES	
1	1.94%	5
2	10.85%	28
3	39.92%	103
4+	47.29%	122
<b>TOTAL</b>		<b>258</b>

### Q39 How many over 18's live in your household?

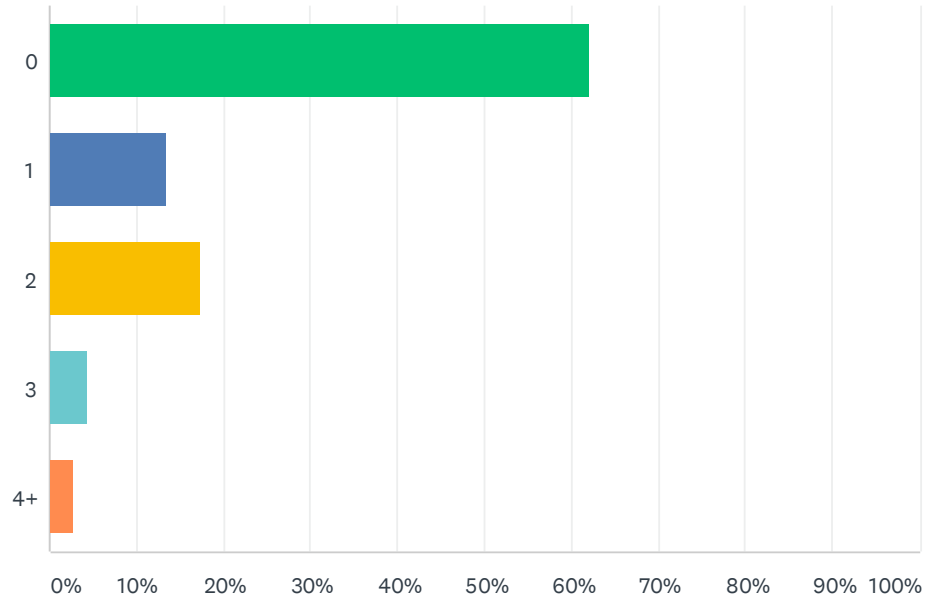
Answered: 255 Skipped: 44



ANSWER CHOICES	RESPONSES	
1	9.02%	23
2	76.08%	194
3	10.59%	27
4	3.92%	10
5+	0.39%	1
<b>TOTAL</b>		<b>255</b>

### Q40 How many under 18's live in your household?

Answered: 254 Skipped: 45



ANSWER CHOICES	RESPONSES	
0	62.20%	158
1	13.39%	34
2	17.32%	44
3	4.33%	11
4+	2.76%	7
TOTAL		254



## Q41 Do you have any other comments you would like to make in connection with this consultation questionnaire?

Answered: 58 Skipped: 241

Relatively few comments and little divergance from main stream comments in each section.