



# Utility Bill

**Message Center.** Messages related to your account, including water quality and conservation. Past due notifications appear here in red.

**Account Summary.** A high-level breakdown of charges. See the right side of the bill for related line items.

**Total Amount Due.** The sum of Amount Past Due, Current Charges, and Additional Activity.

Water Usage. Chart of your water consumption over the last 13 months.

# STATEMENT OF SERVICES

BILL DATE	DUE DATE	AMOUNT DUE
04/27/20	05/18/20	\$94.38

ACCOUNT NAME	EMAIL ADDRESS & PHONE	MAILING ADDRESS	SERVICE ADDRESS	ACCOUNT NO.	PARCEL

## MESSAGE CENTER

Your drinking water meets and exceeds all state and federal drinking water standards for another year. Visit [www.CLTWatWQReport.org](http://www.CLTWatWQReport.org) for the 2019 Water Quality Report.

## BILLING PERIOD

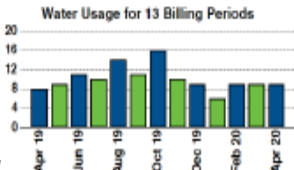
03/18/20 - 04/17/20 ~ 30 Days      Cycle: 17

## ACCOUNT SUMMARY

Previous Balance	\$94.38
Payment Received	-\$94.38
Amount Past Due	\$0.00
Current Charges	\$94.38
Additional Activity	\$0.00
<b>Total Amount Due</b>	<b>\$94.38</b>

## WATER USAGE

Water Usage for 13 Billing Periods



Month	Usage (Cf)
Apr 19	8
May 19	7
Jun 19	10
Jul 19	10
Aug 19	13
Sep 19	10
Oct 19	15
Nov 19	10
Dec 19	7
Jan 20	6
Feb 20	9
Mar 20	9
Apr 20	9

## WATER CHARGES

Meter No.	Size	Current Read	- Previous Read	= Usage (Cof)	
116808910	5/8"	191	182	9	
<b>Water Fees (Fixed &amp; Availability)</b>					<b>\$5.97</b>
<b>Usage Fees</b>	<b>Cof</b>	<b>1-4</b>	<b>5-8</b>	<b>9-16</b>	<b>16+</b>
		4	4	1	
<b>Rate Type: RESID</b>	<b>Rate/Cof</b>	<b>1.63</b>	<b>2.10</b>	<b>4.85</b>	<b>9.18</b>
		\$6.52	\$8.40	\$4.85	
		<b>Total Water Charges</b>			<b>\$25.74</b>

## SEWER CHARGES

<b>Sewer Fees (Fixed &amp; Availability)</b>					<b>\$13.10</b>
<b>Usage Fees</b>	<b>Rate/Cof x Usage</b>				
	\$4.99	9			\$44.91
<b>Total Sewer Charges</b>					<b>\$58.01</b>

## STORM WATER CHARGES

Impervious Area ~ 2,605 square feet

Tier 2 Storm Water Services Fee	\$10.63
<b>Total Storm Water Services Fee</b>	<b>\$10.63</b>

## CURRENT CHARGES

**\$94.38**

**Water Charges.** Fees include Fixed & Availability and Usage based on Rate Type.

Sewer Charges. Fees include Fixed & Availability and Usage.

Storm Water Charges. Lists impervious area and billing Tier.

Other Charges. Line items for Loan Balance, Loan Installment, Loan Interest, and Previous Account Transfer Balance.

**Current Charges.** The sum of Water Charges, Sewer Charges, Storm Water Charges, and Other Charges.

**Additional Activity.** Line items for Adjustment, Balance Transfer, Payment Arrangement, and Down Payment balance.

Welcome to the new, streamlined Charlotte Water utility bill.

As you explore, notice that summary information lives on the left side of the bill while details of the charges are found on the right.