

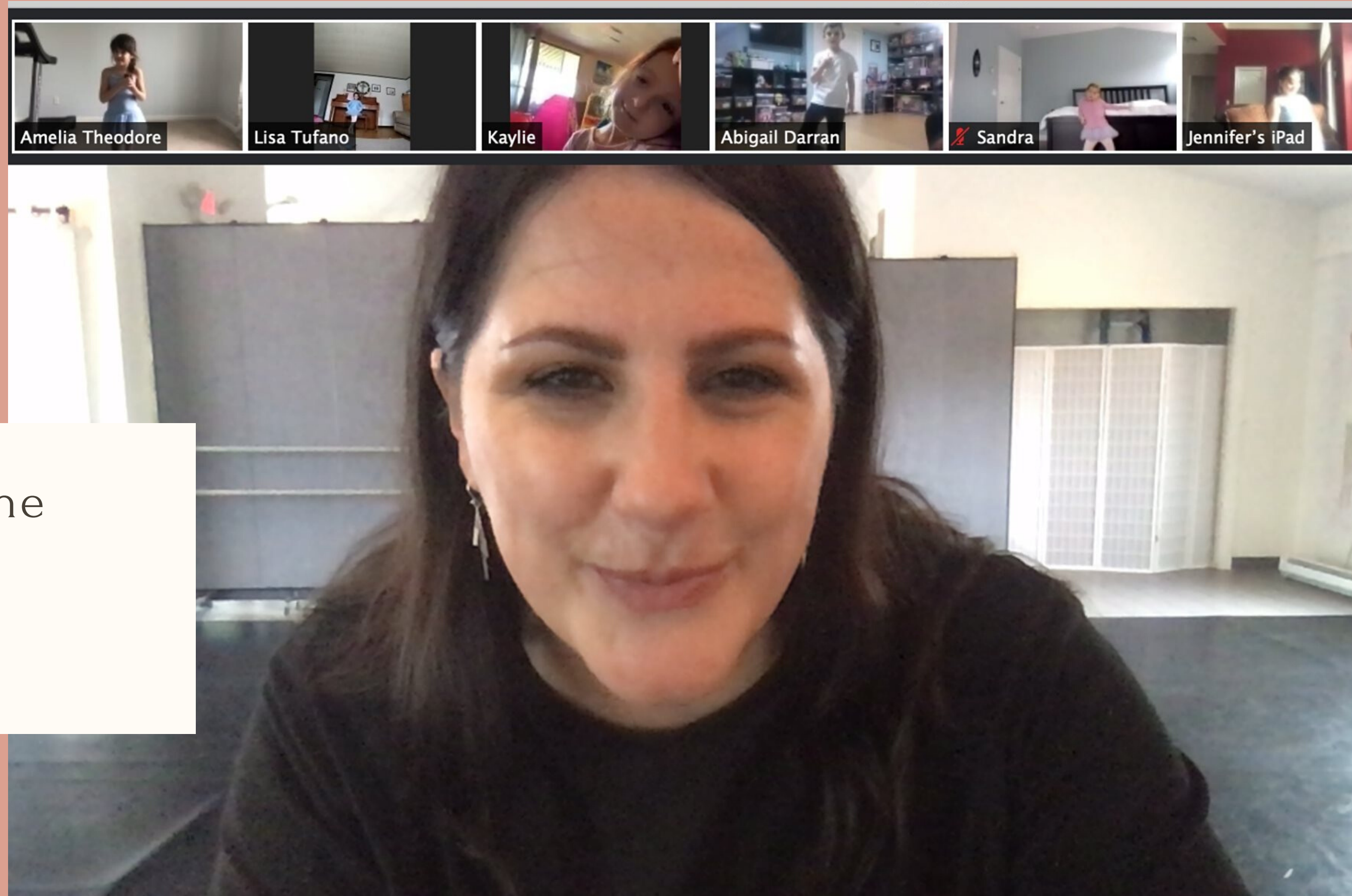


# Studio Safety Orientation



Thank you,  
Continuing  
Dance Families!

Your loyalty means the  
world to us!



# Reopening Approach

---

July 20

In-studio classes for registered students participating in August 1 recital.

August 3-7

Performing Company dancers and Elite Stars Ages 13-18

Troubleshoot any issues and perfect any protocols and procedures.

September 9

All students



# Basic Safety Procedures

- DANCERS ARRIVE NO MORE THAN 10 MINUTES PRIOR TO CLASS TIME
- DANCERS MUST BE DRESSED IN DANCE ATTIRE WHEN THEY ARRIVE
- DANCERS WILL WAIT OUTSIDE OF THE LOBBY TO BE ALLOWED IN
- DANCERS WILL HAVE A TEMPERATURE CHECK AND HAND SANITIZER AS THEY ENTER. TEMPERATURES OF 100.4 + WILL NOT BE ALLOWED INTO THE STUDIO
- DANCERS WILL PROCEED TO THE STUDIO LOBBY AND REMOVE THEIR STREET SHOES

# Basic Safety Procedures - Entrance

- DANCERS WILL GO TO THEIR ASSIGNED SPACE IN THE STUDIO
- DANCERS SHOULD USE THE RESTROOM BEFORE ARRIVING AT THE STUDIO. PUBLIC BATHROOMS AT LONGPLEX ARE AVAILABLE. PRIVATE STUDIO BATHROOM WILL BE AVAILABLE TO DANCERS DURING CLASS. IT IS NOT FOR PUBLIC USE.
- DANCERS NEED A DEDICATED DANCE BAG WITH ONLY DANCE SHOES, WATER BOTTLE, AND HAND SANITIZER. ONLY ITEMS REQUIRED FOR CLASS.
- DANCERS MUST STORE THEIR STREET SHOES IN A SEPARATE BAG IN THEIR DANCE BAG. E.G. A LARGE ZIPLOC BAG OR BAGS WE HAVE
- ON TIME ARRIVAL AND PICK UP

# Mask Requirements

- Masks are required for all students in ShowStars grades 3-4, Elite Stars and company dancers.
- Twinkles, Minis and Gr. 1-2 will not be required to wear masks during class. There will be limited movement around the dance room for this age group to ensure the 6' distancing. Dancers must wear a mask to and from the studio as well as in the lobby area.
- Dancers need to bring personal hand sanitizer for use during and after class.





# Side Notes

- Dancers need to bring their own water bottle.
- No food or drinks allowed other than water bottles.
- Dancers need to bring personal hand sanitizer for use during and after class.



# Lobby Rules & Restrictions

No socializing in the lobby. Parents & observers are not allowed in the studio at this time. Lobby area remains a walkway.

Exception: Twinkle Babies and Stars will be allowed one parent or guardian in the lobby on the social distancing markers. Masks must be worn. No siblings, toys, or food allowed in the lobby.

# Basic Safety Procedures

## Teachers & Staff



- Teachers and staff will wear masks at all times.
- Teachers and staff will be temperature checked and use hand sanitizer upon entering the studio.
- All administrative business will be done online, over the phone, or virtually.

# Basic Safety Procedures

## Facilities & Cleaning



- Studio will be professionally cleaned at night and between classes.
- En L'air has designated wall placards and floor decals to mark distancing requirements.
- En L'air teachers and staff will remind students to keep their distance.
- The studio private bathroom will be cleaned periodically during the course of classes.

# Pick Up Protocols

- At the end of class En L'air will escort the dancers to the designated pick up area.
- One parent must be present to pick up the dancer.
- We cannot have late pickups as we will be letting the next class into the studio.
- Parents waiting in the pickup area must wear masks and keep 6' distancing.

# Sample Class Drop Off/Pick Up Timing

- Suzie's class is 4:00-4:45 on Mondays.
- Suzie's parent will arrive at 3:55 in the designated drop off area.
- Suzie and her parent will wait for En L'air staff to welcome Suzie into the studio.
- 4:00 PM - En L'air staff will greet dancers and do entrance protocols. Suzie waves goodbye to mom.
- At 4:45 Suzie will be waiting for her parent in the "pick up" area.

Where does  
my dancer go  
between  
classes?

The schedule was created with back to back classes in mind. If your child is registered for ShowStars Grades 3-4 classes, but does not take a specific class she/he must wait in the lobby area with their mask on and on the designated markers. For example, Suzie takes ballet 4:00-4:30, skips jazz 4:30-5:00, but then takes tap 5:00-5:30. For that half hour she's on her marker in the lobby. They must keep their 6' distancing.

# 2020/2021 Season Registration

## Class Recommendations

We gave out requested Evaluations several months ago with recommendations for your dancer.

- Schedule available to view
- Registration began June 1st for currently enrolled students
- Registration was FREE and remains so for the month of June. July 1st that changes
- In-studio classes begin July 20 for those participating in the Aug 1 recital, Aug 3-7 is Intensive and all other classes begin September 9



# Dance Kits

Introducing Twinkle Star Kits - curated props for preschool and school-aged dancers

Make dance fun!

- Designed to meet dancers at their appropriate age and stage
- Included in your studio monthly tuition

How it works:

- Pick up your Kit prior to your first class
- Bring your Kit with you to each class
- New props added each month to coordinate with class themes

Benefits for dancers:

- Keeps dancers engaged
- Strengthens gross motor skills
- Fosters creativity, quality of movement
- Practice at home



# Twinkle Star Kit

- Dance Case - Larger version of a lunch box
- Welcome Card
- Twinkle Bear
- Princess Pink Tiara
- Princess Fairy Star Wand
- Princess Scarf  
Lavender/Pink
- Boy Kit is blue with a Boy bear and a crown rather than tiara



## ShowStars Pop Kit - Minis ages 5-7

- Dance Case - Lavender
- Welcome Card
- Popstar Pom Poms
- Popstar Ribbon Wand
- Popstar Scarf



# What will my Twinkle Class look like?



- Monthly themes: Seasons, Halloween, Fall, Winter, Spring
- Adventures of Twinkle Bear book series
- Socially distant dancer circle spots
- Dancer squares for Twinkles
- Twinkle Star Dancer Kits
- Each dancer will receive a new monthly prop to add to their cases that coordinates with the monthly theme. Prop included in the price of tuition.

# Minis

- Minis ages 5-7
- They love movement and imagination
- Mini aged curriculum fosters the love of dance while building a technical foundation
- These students will do minimal movement around the room
- Our curriculum will be adapted to ensure engagement and physical movement
- Minis will receive their POP kits

# Juniors

- ShowStars Grades 3-4 & Elite Stars Grades 5-6
- Will explore other areas of the room such as the ballet barre and across the floor
- They will learn how to socially distance while moving around the room.
- Junior aged curriculum continues to foster creativity and expression while building anatomical foundation. Junior aged dancers have more focus and are ready to challenge themselves physically
- Junior aged curriculum continues to build on technical foundation started at the Mini level and prepares them for future training



# We Can't Wait To See You!


---



Miss Nicole



Miss Nikki




Miss Chelsea



Miss Anna



Miss  
Stephanie



Miss Hannah

