



BRIDAL HAIR & MAKEUP





# Bridal Hairstylist

---

Your Hair is your crowning glory and you want it to look great all day

Before contacting a Bridal Hairstylist - do some research,

Check out their social media accounts and Website see if you like their style. Can they create the style you want.

Visit their website and see what their prices, terms & Conditions are

What is included in their price ?

How much is a Trial Session ?

Do you have to pay their Travel expenses ?

How many people can they service on the Wedding Day ?

How long does each person normally take ?

What make of product do they use ?

Do they offer both Bridal Hair and Makeup ?

Do they have someone else they can recommend to work with if you have too many in your Bridal party

Read reviews from their previous clients.













# The Importance of a Hair & Makeup Trial

A Bridal trial is where magic meets practicality.  
It's your chance to communicate openly with  
your artist, experiment with styles, and perfect  
the details.

During the trial, your artist will consider:  
Your dress neckline and overall aesthetic  
Face shape, skin tone, and features  
Hair type, length, and texture  
Veil, accessories, and weather conditions  
By the end, you'll walk away with  
clarity—not just about your look, but  
about timing, products, and how everything  
will hold up from aisle to after-party.

Take a few photos during the session so  
that you can see and remember  
how the makeup looks

# How To Prepare For Your Wedding Hair And Makeup Trial

## 1. Do Your Research

Arrive at your trial with at least five different ideas for hair and makeup that you can show your MUA and hair stylist. A variety of looks will help your glam squad visualise the look you are after. You may not look exactly like the photos, but it acts as solid inspiration. Look at the social media accounts and website of your bridal hairstylist and makeup artist before your trial. This way you know the skill set of your team and that your desired look can actually be done by them.

Another tip is to look for pictures of hair in a similar colour to yours. Braids will often show more in blonde hair than in darker hair tones, however accessories tend to stand out more in darker hair.

## 2. Watch The Clock

As noted, time how long your chosen look takes so you can plan your wedding morning prep.

## 3. Come Prepared

If you're not having both the trials on the same day, try and recreate your Wedding makeup for your hair trial, and your Wedding hair for your makeup trial, so you can see how the whole look comes together.

## 4. Have Your Colour Done Before Your Hair Trial

If your roots need a touch up or you're planning on having some fresh highlights put through your hair, do this before your trial. The colour of your hair can make a big difference to how your choice of style looks. Having your hair coloured in advance of your hair trial will show you exactly how it's going to look.

## 5. Apply Self Tan

Of the same token, if you're planning on being a bronzed goddess (naturally, or by way of a spray tan), self-tan before your makeup trial to make sure the makeup your MUA applies works with a tan.

A highlighter that looks fab on alabaster skin might be too stark on a deeper skin tone.

## 6. Take Plenty Of Photos

You'll look so lovely you'll want to take dozens of selfies - and there's a good reason to. Photos from every angle, in all different lights will show you how your look photographs and what your hair looks like from the back and sides too. An essential, don't you know?

## 7. Take A Photo Of Your Wedding Dress With You

Take a photo of your dress to your beauty trials so your glam team know what they are working with.

## 8. Wash Your Hair The Day Before

It is preferable for you to wash and dry your hair the day before the trial rather than on the day of the trial as freshly washed hair can sometimes be too silky.



# TRIAL SESSION DETAILS



## What's Included:

- One-on-one beauty consultation
- Skin prep & product testing
- Full Bridal makeup application
- Lashes may be included or an optional upgrade
- Feedback & adjustments

## How to Prepare:

Start With a Vision—But Stay True to You  
Pinterest boards and Bridal magazines can spark inspiration, but the best Bridal look begins with your personal style. On your Wedding day, you want to feel elevated, not disguised. Think about how you normally wear your hair, the makeup tones you love, and what makes you feel most you. A great stylist will help translate that into a polished, camera-ready version that lasts all day.

# BRIDAL MAKEUP ARTIST

BEFORE CONTACTING A BRIDAL MAKEUP ARTIST - DO SOME RESEARCH,

CHECK OUT THEIR SOCIAL MEDIA ACCOUNTS AND WEBSITE SEE IF YOU LIKE THEIR STYLE.  
VISIT THEIR WEBSITE AND SEE WHAT THEIR PRICES, TERMS & CONDITIONS ARE

WHAT IS INCLUDED IN THEIR PRICE ? HOW MUCH IS A TRIAL SESSION ?  
DO YOU HAVE TO PAY THEIR TRAVEL EXPENSES ?  
HOW MANY PEOPLE CAN THEY SERVICE ON THE WEDDING DAY ?  
HOW LONG DOES EACH PERSON NORMALLY TAKE ?  
WHAT MAKE OF PRODUCTS DO THEY USE ?  
DO THEY OFFER BOTH BRIDAL HAIR AND MAKEUP ?  
DO THEY HAVE SOMEONE ELSE THEY CAN RECOMMEND TO WORK WITH IF YOU  
HAVE TOO MANY IN YOUR BRIDAL PARTY

READ REVIEWS FROM THEIR PREVIOUS CLIENTS.

"Enhancing  
your natural  
beauty, one  
brush stroke  
at a time"

*Bridal  
Makeup  
Artists*





# MAKEUP TRIAL

A MAKEUP TRIAL IS AN ESSENTIAL STEP IN ENSURING THAT YOU LOOK AND FEEL YOUR BEST ON YOUR WEDDING DAY.

During the trial, you and the MUA will work together to explore your desired look, test products for your skin type, and make sure your makeup aligns with your Wedding vision.

The trial session gives you a chance to perfect your makeup look, ensuring it suits your features and enhances your natural beauty. Whether you prefer a classic, soft look or a more glamorous style, your MUA will tailor the makeup to your needs.

Your MUA will also ensure that the makeup lasts all day and looks stunning in photographs. Perhaps take a few pictures during the session so you can see how the makeup looks on camera, and you can make any final adjustments to ensure you're completely happy with the result.











# SIGNATURE LOOKS



Let us help you feel beautiful and confident on your wedding day with the perfect makeup look that reflects your unique style.





# WEDDING MAKEUP

[www.weddingfayreslancashire.co.uk](http://www.weddingfayreslancashire.co.uk)













# WEDDING BEAUTY GALLERY































































Bride Tribe





# Bridesmaids Makeup Services

## TIMELESS BEAUTY FOR YOUR CLOSEST LOVED ONES

From that low-key, no-makeup makeup vibe to glamorous eyeshadow blends that use every shade in the palette, bridesmaid makeup looks are sure to complement a wide range of personal styles and Wedding themes. Best of all, they'll let your best friends' natural beauty shine through. If the bridal party plans to have their makeup done by pros, have each 'maid bring a photo to speed the process along. Similarly, if everyone is taking charge of their own big-day beauty, it's helpful to have a makeup idea to mimic.

While most brides and bridesmaids choose a full-coverage foundation for the big day, a CC cream will show off freckles and a natural glow while offering more colour-correcting properties and coverage than a tinted moisturizer.

## WHAT'S NORMALLY INCLUDED:

- Personalized makeup application for each person
- Complete skin prep & hydration
- False lashes (optional upgrade)
- Coordinated look to match overall bridal style
- Long-lasting, photo-ready finish



# WEDDING DAY

## *Makeup*

- *Trial Wedding day makeup*
- *Mobile MUA*
- *Look amazing , feel amazing with professional makeup on your Wedding Day*

Instagram:lvllashesblackpool

LVL LASHES AT THE SALON CO  
342 WATERLOO RD, BLACKPOOL FY44BH

*Spray tans, facials, LVL Lashes also available to make you look and feel amazing*



LVL LASHES  
BLACKPOOL

# natural beauty

Let us create a bespoke treatment  
plan to get you waking up  
beautiful on your Wedding Day





# Lvl Lashes

## Blackpool

*Get ready to flutter those fabulous lashes! we offer your lashes length, volume, and confidence. Let us make your lash dreams come true.*



**BOOK YOUR FIRST SESSION TODAY!**  
**10% OFF FOR NEW CLIENTS**



Instagram : [lvlashesblackpool](https://www.instagram.com/lvlashesblackpool)



The Salon & Co , 342, Waterloo Rd,  
Blackpool FY4 4BH



[helowbeautyblackpool@gmail.com](mailto:helowbeautyblackpool@gmail.com)



LVL  
LASHES  
BLACKPOOL

# MOBILE SPRAY TANS

HYDRATES  
SKIN



NOT STREAKY  
NEVER ORANGE



COCONUT  
SCENT



The Bondi Sands logo, featuring a stylized bridge over the words "bondi sands" in a gold, serif font.





# Wedding MAKEUP

Hi I am Christina!

A specialist in Wedding Makeup for your special day.

Did you know I offer a touch up service?

The perfect special touch for after you say 'I DO'



For more information about all  
Bridal Packages message my page or call on:

*CJ* CHRISTINA  
JACKSON  
MAKEUP ARTIST & EDUCATOR



bridalmakeupbychristinajackson



Christina Jackson Mua

Call: 07753273006




# Wedding HAIR

Hi I am Laura!

A specialist in Wedding Hair for your special day.  
Creating the perfect look for you.

Did you know we also offer a bespoke package for  
Hair & Makeup together.



For more information about all  
Hair Packages & more message my page or call on:

Call: 07734499867



Lhockings hair design



lhockingshair











# MAKEUP STYLES

/Looks tailored to your vision



## POPULAR STYLES

- Natural Radiance
- Soft Glam
- Classic Elegance
- Modern Chic
- Boho Beauty
- Bold Glam
- Minimalist Bride













