

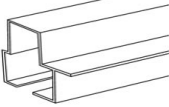
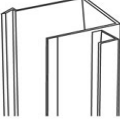
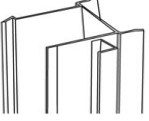
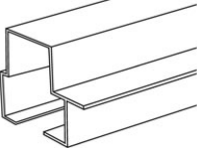





Sliding Door Hardware

Track	Length
 Round Keyhole Track ...needs brackets	8',10',12',14',16',18',20'

Rails	Length	WHITE:
 1-1/2" Side Rail Is lumber fit for standard 2 x 4 or 2 x 6 and provides smooth, safe sides for door openings. Packaged in pieces, bundled per order.		8',10',12',14',16'
		COLORED: *Special Order
 1-1/2" H Rail Designed for use with bi-parting doors, provides concealed mating between units covering both door edges. Packaged in pieces, bundled per order.		WHITE:8',10',12',14',16'
		COLORED: *Special Order
 1-1/2" Bottom Rail Attaches to bottom of door and accepts the #64 Rail Guide to firmly anchor and guide door along building during operation. Order for doors 1-1/2" thick.		WHITE: 12',14',16', 18'
		COLORED: *Special Order
 3-1/2" Side Rail Is lumber fit (turned to the 3-1/2" side) for standard 2 x 4 wood or our steel box girts. Packaged in pieces, and bundled per order.		WHITE: 12',14',16',18'
		COLORED: *Special Order
 3-1/2" H Rail Designed for use with bi-parting doors, provides concealed mating between units, covering both door edges. Packaged in pieces and bundled per order.		WHITE: 12',14',16',18'
		COLORED: *Special Order
 3-1/2" Bottom Rail Attached to bottom of door frame and accepts the #64 Guide Rail anchor and guides the door along the building during operation. Packaged in pieces, and bundled per order. Available in 8'-20' lengths.		WHITE:8',10',12',14',16',18',20'
		COLORED: *Special Order

Trolleys		
	Delrin Trolley w/9" Adj. Bolt	Pair
	Delrin Side Mount Trolley	Pair
	714420 Delrin Double Truck Trolley w/9" bolt	Pair
	*Special Order	

Sliding Door Hardware

Brackets



Track Brackets ...Face Mount



Track Brackets ...Top Mount



Track Brackets - Short Face Mount



Triangle Bracket for double CB track
w/2 stud bolts



Flashing Brackets ...hold double cover



Strikes ONLY

Latches



7" Jamb Latch



15" Center Latch



Center Chain Snugger for wood door



Door Pull Galvanized



Door Pull WHITE



Adj. Door Bumper WHITE

Other



Splice Collar



Adj. Offset Stay Roller Galvanized



Jamb Mount Stop



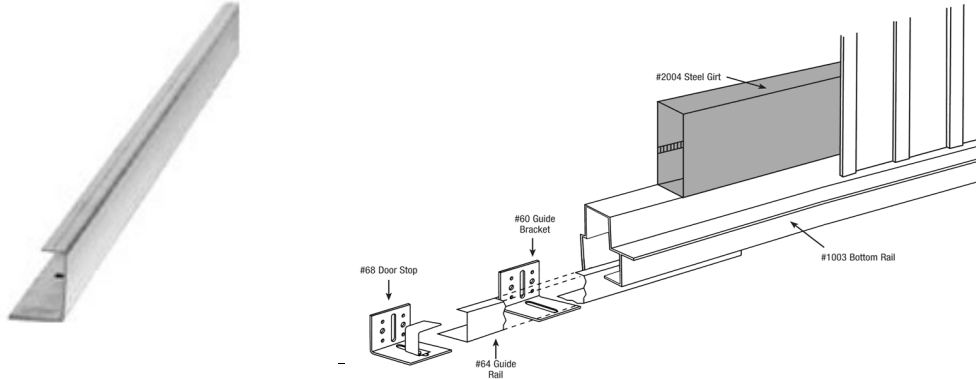
End Cap

Sliding Door Hardware

Guides	Length
--------	--------

Guide Rail & Brackets

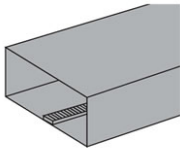
6'
10'



Center Guide/Stop ...6 x 6 Post Mount

Installs on 6 x 6 post or in concrete, in the center of split doors or a large single door. For use in pairs.

20 Ga. Galvanized Steel Girts!



Made from 20 gauge galvanized steel (1-1/2" x 3-1/2" lock seam tube). Can be used in place of wood horizontal girts to eliminate warping, bowing, and cracking of door panels. Weight is 1.3 lbs./ft. Available in 6'-20' lengths.

