

LINEAR HYDRONIC RADIATORS

MANUFACTURED BY:




Linear radiators offer a clean sleek minimalist look for your home while combining looks and warmth in one superior product.

A key feature of the Linear radiators is the perfectly smooth lustrous finish on the flat front panel, allowing you to blend them with any interior décor.



25 YEAR*
WARRANTY



FINISHES

High gloss white.

COLOUR

Standard white - RAL 9016.

MEASUREMENTS

Available in 300, 400, 500, 600, 700, 900mm high.

CENTRE CONNECTION (OPTIONAL)



TOP GRILLE



SUPPLIED BY:



HUNT HEATING
The smart choice.

7 Vernon Street
Spotswood
VIC 3015

PHONE 0414 954 837

FAX (+613) 9399 4644

enquiries@belmoreair.com.au

www.belmoreair.com.au

Tables based on ΔT 60°C - mean water temperature in radiator of 80°C and room temperature of 20°C.
Radiator outputs to EN442 Standard - NB: 700high sizes available for order (all sizes special order items).

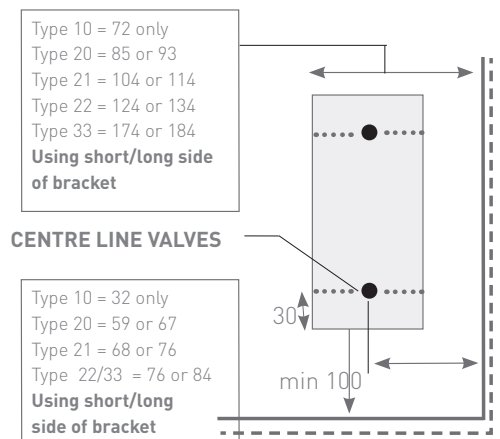
Type 10 Single (no side panels, grilles or convection fins)							
L-mm	H-mm	300	400	500	600	700	900
400	kW	0.142	0.175	0.210	0.250	0.290	0.384
500	kW	0.177	0.218	0.263	0.312	0.363	0.480
600	kW	0.212	0.262	0.316	0.374	0.435	0.576
700	kW	0.248	0.306	0.368	0.437	0.508	0.672
800	kW	0.283	0.349	0.421	0.499	0.580	0.768
900	kW	0.319	0.393	0.473	0.562	0.653	0.864
1000	kW	0.354	0.437	0.526	0.624	0.726	0.960
1100	kW	0.389	0.481	0.579	0.686	0.798	1.056
1200	kW	0.425	0.524	0.631	0.749	0.871	1.152
1400	kW	0.496	0.612	0.736	0.873	1.016	1.344
1600	kW	0.566	0.699	0.842	0.998	1.161	1.536
1800	kW	0.637	0.786	0.947	1.123	1.306	1.728
2000	kW	0.708	0.874	1.052	1.248	1.451	1.920
2300	kW	0.814	1.005	1.210	1.435	1.669	2.208
2600	kW	0.920	1.136	1.368	1.622	1.886	2.496
3000	kW	1.062	1.310	1.578	1.872	2.177	2.881

Type 20 Single (side panels, grilles no convection fins)							
L-mm	H-mm	300	400	500	600	700	900
400	kW	0.253	0.322	0.387	0.448	0.509	0.623
500	kW	0.316	0.403	0.484	0.560	0.636	0.779
600	kW	0.379	0.483	0.581	0.672	0.763	0.935
700	kW	0.442	0.564	0.677	0.784	0.890	1.091
800	kW	0.505	0.645	0.774	0.896	1.018	1.246
900	kW	0.569	0.725	0.871	1.008	1.145	1.402
1000	kW	0.632	0.806	0.968	1.120	1.272	1.558
1100	kW	0.695	0.886	1.065	1.232	1.399	1.714
1200	kW	0.758	0.967	1.161	1.344	1.526	1.869
1400	kW	0.884	1.128	1.355	1.567	1.781	2.181
1600	kW	1.011	1.289	1.548	1.791	2.035	2.493
1800	kW	1.137	1.450	1.742	2.015	2.290	2.804
2000	kW	1.264	1.611	1.936	2.239	2.544	3.116
2300	kW	1.453	1.853	2.226	2.575	2.926	3.583
2600	kW	1.643	2.095	2.516	2.911	3.307	4.051
3000	kW	1.895	2.417	2.903	3.359	3.816	4.674

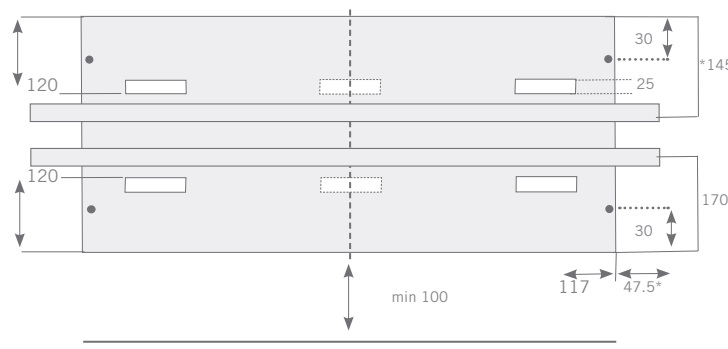
Type 21 Compact							
L-mm	H-mm	300	400	500	600	700	900
400	kW	0.396	0.501	0.601	0.697	0.787	0.959
500	kW	0.495	0.626	0.751	0.871	0.984	1.199
600	kW	0.594	0.751	0.901	1.045	1.181	1.439
700	kW	0.693	0.877	1.051	1.219	1.378	1.678
800	kW	0.792	1.002	1.202	1.393	1.575	1.918
900	kW	0.891	1.127	1.352	1.567	1.711	2.158
1000	kW	0.989	1.252	1.502	1.741	1.968	2.398
1100	kW	1.088	1.377	1.652	1.916	2.165	2.637
1200	kW	1.187	1.503	1.803	2.090	2.362	2.877
1400	kW	1.385	1.753	2.103	2.438	2.755	3.357
1600	kW	1.583	2.004	2.403	2.786	3.149	3.836
1800	kW	1.781	2.254	2.704	3.135	3.543	4.316
2000	kW	1.979	2.504	3.004	3.483	3.936	4.795
2300	kW	2.276	2.880	3.455	4.005	4.527	5.515
2600	kW	2.573	3.256	3.905	4.528	5.117	6.234
3000	kW	2.968	3.757	4.506	5.224	5.905	7.193

Type 22 Double							
L-mm	H-mm	300	400	500	600	700	900
400	kW	0.491	0.609	0.724	0.837	0.949	1.173
500	kW	0.613	0.762	0.905	1.046	1.186	1.466
600	kW	0.736	0.914	1.086	1.256	1.423	1.759
700	kW	0.858	1.066	1.267	1.465	1.660	2.052
800	kW	0.981	1.218	1.448	1.674	1.898	2.345
900	kW	1.104	1.371	1.629	1.883	2.135	2.638
1000	kW	1.226	1.523	1.811	2.093	2.372	2.931
1100	kW	1.349	1.675	1.992	2.302	2.609	3.224
1200	kW	1.472	1.828	2.173	2.511	2.846	3.518
1400	kW	1.717	2.132	2.535	2.930	3.321	4.104
1600	kW	1.962	2.437	2.897	3.348	3.795	4.690
1800	kW	2.207	2.742	3.259	3.767	4.270	5.276
2000	kW	2.453	3.046	3.621	4.185	4.744	5.863
2300	kW	2.821	3.503	4.164	4.813	5.456	6.742
2600	kW	3.188	3.960	4.707	5.441	6.167	7.621
3000	kW	3.679	4.569	5.432	6.278	7.116	8.794

Type 33 Triple							
L-mm	H-mm	300	400	500	600	700	900
400	kW	0.706	0.882	1.051	1.216	1.376	1.692
500	kW	0.882	1.103	1.314	1.519	1.720	2.115
600	kW	1.059	1.323	1.576	1.823	2.064	2.538
700	kW	1.235	1.544	1.839	2.127	2.408	2.961
800	kW	1.412	1.764	2.102	2.431	2.752	3.384
900	kW	1.588	1.985	2.365	2.735	3.096	3.807
1000	kW	1.765	2.205	2.627	3.039	3.440	4.231
1100	kW	1.941	2.426	2.890	3.343	3.784	4.654
1200	kW	2.118	2.646	3.153	3.647	4.128	5.077
1400	kW	2.471	3.087	3.678	4.254	4.817	5.923
1600	kW	2.824	3.528	4.204	4.862	5.505	6.769
1800	kW	3.177	3.969	4.729	5.470	6.193	7.615
2000	kW	3.530	4.410	5.255	6.078	6.881	8.461
2300	kW	4.059	5.072	6.043	6.990	7.913	9.730
2600	kW	4.589	5.733	6.831	7.901	8.945	10.999
3000	kW	5.295	6.616	7.882	9.117	10.321	12.692



INSTRUCTIONS FOR PLACEMENT OF NOGGINS FOR DELONGHI LINEAR PANEL RADIATORS



Suggested size for noggins; 90mm x 40mm framing timber installed horizontally to either side of the radiator 145mm from the top of the radiator and 170mm from the bottom of the radiator. This will insure you have suitable fixing for brackets.

NB: Allow for centre noggin on radiators over 1800 long.

NOTE: All measurements shown on diagrams in millimeters.

* PLEASE NOTE: Any product installed in areas of high humidity (including bathrooms, changing rooms, etc) are limited to a 12 month product only warranty. Please contact Belmore Air for terms & conditions