



A Newsletter for the SPARKS RC Community Since 1986

The President's Corner Dustin Hiett, SPARKS President

Hello! My name is Dustin Hiett, and I am the new president of the SPARKS RC Club. I would like to start off by saying thank you for your vote! I am excited to work with all our members and the precinct parks to make our field even better this year.

At the upcoming meeting we will have a ceremony to "pass the torch" to our newly elected officers. Please attend if you can!

I would like to add my great appreciation to Jim for holding the Office of the President, James as Vice President, and Paul as our Secretary all these years. They have been in the office for as long as I have been a member of the club. They have left some big shoes to fill. I would also like to extend my gratitude to Randy as he agreed to stay on as our Treasurer. I think his experience and knowledge of the board's inner workings will be a key factor to a smooth transition to the new officers.

In my future articles, I plan to update you with any important information on club happenings, as well as provide an update on the progress of the goals I plan to implement over the next year.

It wasn't long after we tallied the votes that I had my first act as President. On June 11th I met with Pct 3 Parks Director, Steve Dorman. He gave me the opportunity to discuss a few items on my list of goals pertaining to the use of the west side area and adding a storage building for our equipment.

In our discussion, he told me that we could absolutely add a building to store our field equipment in, and that the supervisor could help pick the best location for the building. We just need to decide on the type and size of the

structure.

I also asked about the county's intent on use of the west side cleared area. Steve informed me that he is not aware of any approved plans for the area. I mentioned that SPARKS would love to use the area for the RC aircraft special interests of the county's constituents.

I shared with Steve our desire for a helicopter pad area, a control line area and an open field for Drone racing and 3D flying.

We did make good use of our TV, as we needed to show Steve what control line, 3D and Drone racing looked like from a spectator's perspective, via some YouTube video's. Once he understood the vision, he said that it all sounded great. We plan to share a diagram Aaron Kelsey provided so Steve can propose this to his managers and get us the appropriate approvals to start the improvements over the next several years.

Before he left, I was able to get Steve on a buddy box for a discovery flight (something we have been trying to do ever since our first meeting with him) and he really enjoyed himself. I guess I caught him on a good day! 🚁

Next Club Business Meeting

The next SPARKS meeting will be at Valley Ranch BBQ, 22548 SH 249, Houston, TX 77070. The meeting will be held Wednesday Evening, July 3rd at 7:00 pm.

Come see the inauguration of the new officers. 🚁

Spring Area Radio Kontrol Society

Issue 24-07

www.sparksrc.com

The Vice President's Corner

Neil Marek, SPARKS Vice President

As this is my first writing of the column as your newly elected vice president, I would like to start by thanking all of you for your support in my bid for this position.

It is especially important to me that I can work to contribute to the continued growth of our club and spread the joy of flight to the community. I would also like to thank the outgoing officers and recognize the amazing work they did in making our great club what it is today. I have some big shoes to fill, that is for sure.

I look forward to working with each of you towards this further growth and will be asking in the upcoming weeks and months for those of you who are willing to also step up and contribute to do so. Ask not what your club can do for you, but what you can do for your club. We have several support roles that have been unfilled since I joined the club and with the help of everyone, we can all realize this vision of spreading the joy of flight to our community.

With the heat of the summer truly upon us we are all feeling it, but I am happy with the condition of the runway and grassy areas. The forest however is working very hard to reclaim its hold on the drone flying area and we will need to pay it some close attention in the coming weeks to keep the undergrowth at bay.

I again want to thank you for your support and look forward to working with each of you to take to the sky and enjoy the amazing club we share. ✈️

Success isn't about how much money you make; it's about the difference you make in people's lives. — Michelle Obama

June Training Report

Dustin Hiatt, SPARKS Lead Instructor

Adam Rossow and Trace Looper both graduated this month. Please welcome our new fellow pilots. We also have one new graduate, Jeff Breckenridge.

With James' resignation as trainer, we only have one instructor. We are in immediate need of one or two more.

Seriously, there are enough students to manage that they place a burden on one instructor. With three instructors, the effort would be reduced to an hour or two a week.

If there are any of you who would be willing to help us orient the next generation of members, please step forward. You'll get a free shirt and a lot of satisfaction! By the way, the Secret Word for the month is "coach". ✈️

President's Goal Updates

Dustin Hiatt, SPARKS President

Field maintenance shed for equipment, race gate storage.

- The county has approved our request to add a storage building.
- Next is to select our structure

Improved communication with new members. (welcome letter and orientation packet)

- No update

Removal of additional trees on the west end approach path

- No update

West side flying site improvements (Hangar, Control line, 3D, Heli, Drone)

- Diagram to be provided to Steve Dorman

Higher quality grass runway (fill low areas)

- No update

Reseal and restripe the runway

- No update



Big Raffle Prizes at the Vintage Fun Fly

Randy Shewmaker, Newsletter Editor

On July 6th, we will be giving an amazing grand Raffle Prize at our 4th Annual Vintage Fun Fly. We will be giving everything one would need to get into glow airplanes except for the radio equipment.

We will be giving a Phoenix Models Stinson high-wing cabin plane with five standard Futaba servos. The plane is a high-quality ARF kit that requires assembly. Included will be an OS 46 Max FXi gl00000000ow 10ine that has been just broken in, and a field box containing a starter, glow plug starter, and all the support equipment that you could need. Be sure to buy a couple of stretches. We know it will be hot so we will have the drawing during lunch, 12:00 pm plus or minus a couple of minutes. 🛫



PHOENIX MODEL **STINSON** *Radio controlled Model Aircraft.* **SIZE .46-.55 GP/EP SCALE 1:8 ARF**
Designed for compatibility with both GP and EP flight! **ARF - ALMOST READY TO FLY**

SPECIFICATION

- Wingspan: 1604mm (63.31in)
- Length: 1224mm (48.1in)
- Flying weight: 2.6-3.0 kg
- Wing area: 37.5 dm²
- Wing loading: 74.5g/dm²
- Wing type: Naca airfoils
- Covering type: Genuine ORACOVER®
- Gear type: Aluminum main gear and spring tail gear (included)
- Spinner size: Plastic 58mm (included)
- Radio: 4 channel minimum (not included)
- Servo: 2 aileron, 1 elevator, 1 rudder, 1 throttle (not included)
- Recommended receiver battery: 4.8-6V / 800-1200mAh NiMH (not included)
- Propeller: suit with your engine
- Engine: 46-55 / 2-stroke or 52/4-stroke glow engine (not included)
- Motor: brushless outrunner 1000-1400 W, 480 KV (not included)
- Experience level: Intermediate
- Plane type: Scale Civilian

RECOMMENDED MOTOR AND BATTERY SET UP

- Motor: RIMFIRE 46-55 (not included)
- Lipo cell: 6 cells / 4000 - 5500mAh (not included)
- Esc: 50-70A (not included)

Made in Vietnam

UNDER SAFETY PRECAUTIONS READ INSTRUCTIONS

- First-time builders should seek advice from people having building experience in order to assemble the model correctly and to produce its performance to full extent.
- Assemble this kit only in places out of children's reach! • Take enough safety precautions prior to operating this model. You are responsible for this model's assembly and safe operation! • Always keep its instruction manual ready at hand for quick reference, even after completing the assembly. • Talking out liability insurance is recommended.
- SPECIFICATIONS ARE SUBJECT TO CHANGE OR IMPROVEMENT WITHOUT NOTICE. • PHOTOGRAPH SHOWS MODEL AFTER ASSEMBLY. • COLOUR CAN BE CHANGED WITH OUT NOTICE.

www.phoenixmodel.com

"Everything is easy to do once you know how." ~ Judy Garland


Thinning Out and Moving On

Randy Shewmaker, Newsletter Editor

Last week, our past president and friend, Jim Sneed, asked us to spread the word that he was selling most of his accumulation of airplanes, electronics, parts, and building materials. After leading SPARKS for many years, Jim is preparing for his next phase, that of focusing on being a grandfather and traveler.

Like all of us who have spent decades in the RC hobby, we tend to accumulate a vast store of “next projects”. When all those projects go unfinished, we come to realize the time it will take to complete them exceeds what we are willing to invest. That’s when our prized stockpile becomes a burden and pondering how to manage it all keeps us from moving on to do those things that are more important.

Jim is not getting out of the hobby., he is lightening his load. He is still a SPARKS member and will be at the field enjoying what he always has: his friends, the outdoors, and the smell of glow fuel in the morning.

Below are photos from the yard sale that was held Saturday, June 22nd. Feel free to contact Jim if you see something you need for your next project. 



Recognizing Heat Exhaustion and Heat Stroke

Randy Shewmaker, Newsletter Editor

It's going to be hot at our Vintage Fun-Fly. To help you be prepared, it is crucial for you to be able to recognize the signs of heat exhaustion and heat stroke. Here's how you can identify each:

Heat Exhaustion

Symptoms	What to Do
<ul style="list-style-type: none"> • Heavy sweating • Weakness or fatigue • Dizziness or lightheadedness • Headache • Nausea or vomiting • Muscle cramps • Rapid, weak pulse • Cool, moist skin with goosebumps in the heat • Dark urine (a sign of dehydration) 	<ol style="list-style-type: none"> 1. Move to a cooler place. 2. Drink water or a sports drink. 3. Take a cool shower or use cold compresses. 4. Loosen clothing. 5. Rest.

Heat Stroke

Symptoms	What to Do
<ul style="list-style-type: none"> • High body temperature (104°F or higher) • Hot, red, dry, or damp skin • Rapid, strong pulse • Throbbing headache • Dizziness • Nausea • Confusion • Loss of consciousness • Seizures 	<ol style="list-style-type: none"> 1. Call emergency services immediately. 2. Move the person to a cooler environment. 3. Use cool cloths or a cool bath to lower body temperature. 4. Do not give the person anything to drink.

Key Differences

- **Heat Exhaustion** involves heavy sweating and cool, moist skin, while **Heat Stroke** typically involves hot, dry, or damp skin.
- **Heat Exhaustion** can usually be treated by moving to a cooler place and hydrating, while **Heat Stroke** is a medical emergency requiring immediate attention.

Recognizing these signs early can help prevent serious health issues. 



“Don’t forget to use the sunblock, Roger. You know how easily you burn.”

CartoonStock.com

SPARKS Meeting Minutes 06/05/2024

Location: Valley Ranch BBQ

The meeting was called to order at 7:08 pm by our esteemed President, Jim Sneed. A quorum of members (> 23) was present. There were two visitors according to attendance logs.

Approval of Minutes

- The minutes of the May meeting, which had been published in the latest newsletter, were approved as published.

Membership Report

- We currently have 112 total members with 95 voting members. There are 2 probationary members. One probationary member, Brian Stasney, was upgraded to regular status.

Field Report

- The field is in excellent condition. Watering twice a week has been started after receiving 12.9 inches of rainfall in the Month of May. The following items and observations:
 - Doorstops were added
 - Mower was tuned up
 - Grass seed was put down
 - Drone field needs re-mowed

Financial Report

- The club is doing financially well. The balance went down significantly mainly due to field expenses.

Safety Report

- No safety issues in the last month.

ROTC Report

- No report.

SIG Reports

- No reports.

Quartermaster Report

- None.

Old Business

- **Training.** James and Dustin continue to train members.
 - Proud May Graduates:
 - Adam Rossow
 - Trace Looper
- **Liability Insurance.** Information pending.

New Business

- **Election** – The election ballots were completed by members and counted by Brandon Clark and Paul Gallagher. Congratulations to the winners. The results were as follows:
 - Dustin Hiatt – President
 - Neil Marek – Vice President
 - Jim Mulder – Secretary
 - Randy Shewmaker – Treasurer (11-year incumbent)

Upcoming Events

July 6th. Vintage Fun Fly. Vintage designs over 30 years old will be judged. There will also be the usual flying contests, including combat, and FOOD!

Program of the Month

- None

Model of the Month

- Ian Soto won model of the month with his Corsair.

Vice President's Name Lottery

- No one won the \$58. This amount will be carried over to the next meeting.

Prize Raffle

- \$263 in raffle tickets were sold.

The next meeting will be held at Valley Ranch BBQ on the FIRST Wednesday of July (July 3rd)

The meeting was adjourned at 8:40pm.

Respectfully Submitted by
C. Paul Gallagher
Secretary

Accessing the SPARKS Field Cameras from your phone or other device.

To access the cameras at the SPARKS club field, you must install the ZMODO app on your device (phone, tablet, or PC.) Download the app from your app store or the internet. During the installation, the app will ask you if you want to share your data or files. Reply “No”. Once installed, go to the Login Page.

Select ‘login’ using our email address. The email address you must use is: sparksfield08@gmail.com and the password is 123456. Now you will be able to see what is happening at the field, who is there, what the weather is like, and what fun is being had. Enjoy the view. 🛩️

Accessing the Internet via the SPARKS Hotspot

We have high speed internet access at the field as a benefit of your membership. While at the field with your phone, notebook, or laptop, you can check email, look up manuals or instructions, or participate in video conferences if you need to take a work break from your day of flying. To connect, look for SPARKS when you search for local networks. The network password is **Kitzman!** Yes, include the exclamation point. Yes, we have charging ports available. Just bring your cable. We may have someone donate a cable or two soon. 🛩️

Communicate with other SPARKS members via the Discord App.

Discord has become an essential way for us to connect with our SPARKS pals outside of meetings through text, voice, and even video chats. Unlike its unfortunate name, Discord provides a way for people with similar interests, like SPARKS members, to post messages and alerts, post events, request help with a problem, show your latest project, let others know you are heading to the field, sell an item, send direct messages, ask general questions, and discuss issues that may be bugging you.


To join the other members, you must first download and install the Discord App on your smart phone or another smart device. You can download Discord

from your favorite app store. Please pick a user ID that is meaningful so we will know who you are: Not something like “Superman”, OneWeasle, or “PunkDaddy.” We must be able to identify you via your user ID.

Then, contact Dustin Hiatt at dirty86jeep@yahoo.com Dustin will verify you are on the SPARKS member roster and will grant you access to the SPARKS Discord servers. Again, a name like “BarferJet” isn’t going to be on the official roster.

We think you will enjoy being more in touch with what’s going on. 🛩️


Stay Current with AMA/Government News

To remain current with the most recent government-related news that impacts our hobby, regularly [visit the AMA Government Affairs blog](#). 

Support our local RC Hobby Shops. They are an essential part of keeping our hobby alive.

Shopping at a local hobby shop as opposed to buying hobby supplies online offers several advantages, and there are several compelling reasons why you might choose to support your local brick-and-mortar hobby store:

1. **Personalized Assistance:** Local hobby shop owners and staff are often passionate hobbyists themselves. They can provide expert advice, answer your questions, and recommend the right products for your specific needs. This level of personal assistance is often missing when shopping online.
2. **Hands-On Experience:** You can physically examine the products, which helps you make more informed choices. You can touch, feel, and even test some items, which is not possible online.
3. **Community Engagement:** Local hobby shops are often hubs for hobbyist communities. You can meet like-minded individuals, participate in workshops or events, and build relationships with people who share your interests.
4. **Supporting Local Businesses:** By shopping at a local hobby shop, you're contributing to your community's economy and helping sustain a small business. This can lead to a stronger local economy and job opportunities in your area.
5. **Immediate Gratification:** When you purchase items in-store, you can take them home immediately, eliminating the need to wait for shipping. This can be especially beneficial if you need supplies urgently or for last-minute project ideas.
6. **Product Variety:** Some local hobby shops carry unique, handcrafted, or niche items that may not be readily available online. You might discover rare or specialized products that cater to your hobby.
7. **Avoiding Shipping Costs:** While some online retailers offer free shipping, not all do. Shopping locally can help you avoid shipping fees, which can sometimes be substantial, particularly for larger or heavier items.
8. **Quality Control:** In a physical store, you can check the quality of the items you're buying. You can inspect for any defects or damage, reducing the likelihood of receiving subpar products.




9. **Returns and Exchanges:** If you need to return or exchange an item, it's often more straightforward with a local store, as you can deal with the issue in person rather than navigating the process of returning items through the mail.
10. **Sustainability:** Reducing the carbon footprint associated with shipping items can be more environmentally friendly. Local shopping means shorter transportation distances for products.
11. **Convenience:** Local hobby shops are typically located nearby, so you can quickly pick up items or browse the store without the need for long commutes or shipping wait times.

With that said, shopping online has its advantages too, such as a broader selection and potentially lower prices, so the choice ultimately depends on your specific needs and preferences. Some people find a balance by utilizing both local hobby shops for certain purchases and online retailers for others. 🛩️

Dyess Park Contact List

Please add these contacts to your phone or keep them where you can find them in an emergency. As you can see from the last page of the newsletter, we had some members who were glad they had these numbers when they got locked in the park. 🛩️

Title	Name	Phone
Dyess Park Manager	Will Davis	832-236-7309
Emergency Dispatch		713-274-3100
Precinct 3 Constables		713-274-2500



"There's no need to scream. The plane may be old but she was built for aerobatics."

CartoonStock.com



Vintage Fun Fly

Model Aircraft Display and Fun Fly

OPEN TO THE PUBLIC

Saturday, July 6th 2024

9:00am-3:00pm

A.D. Dyess Park

(behind the soccer fields)

16822 Kitzman Rd, Cypress, 77429

Weather Permitting

Bring lawn chairs and sunscreen

Food will be available at event (cash only)

\$20 Landing Fee includes lunch*

Registration is 9:00am until 12:00pm

Pilots meeting at 10:00am

***Current AMA membership Card required to fly**



www.sparksrc.com



AMA Event Calendar for South Texas – July 2024

JULY 4

[ARCS SECOND ANNUAL FUN FLY](#)

CLASS C

Contact: JIM AGNEW

Location: 10025 Shepherd Rd Atascosa TX 78002-3716

[View Website](#)

JULY 5 - 6

[BAYOU CITY FLYERS JULY 4TH WEEKEND WARBIRDS & CLASSICS FLY-IN](#)

CLASS C

Contact: DAVID WISEMAN

Location: Challenger Road Houston TX 77082

[View Website](#)

JULY 13 - 20

[2024 INDOOR FUN FLY](#)

CLASS C

Contact: CHRISTOPHER RIHA

Location: 550 Dulles Ave Sugar Land TX 77478-3746

[View Website](#)

JULY 13

[FLOAT FLY](#)

CLASS C

Contact: JOHNNY LONGORIA

Location: 8 Plantation Drive Edna TX 77957

[View Website](#)



Performance RC Hobby

performancerchobby.com

3609 Business Center Dr Ste 116, Pearland, TX 77584

(281) 557-3450

A man who works with his hands is a laborer; a man who works with his hands and his brain is a craftsman; but a man who works with his hands and his brain and his heart is an artist. ~ Louis Nizer

Your 2024-2025 Officers

<u>Office</u>	<u>Name</u>	<u>Email address</u>	<u>Phone #</u>
President	Dustin Hiatt	President@sparksrc.com	(832) 654-3375
Vice President/Safety Officer/Field Manager/Training Officer	Neil Marek	VicePresident@sparksrc.com	(936) 825-4775
Treasurer/Newsletter Editor/Parks Liaison/AMA Contact	Randy Shewmaker	treasurer@sparksrc.com	(281) 300-2899
Secretary	Jim Mulder	secretary@sparksrc.com	(518) 545-6899



Valley Ranch
GRILL & BARBEQUE

"Taste The Smoke"

22548 S.H. 249
Houston, Tx 77070
Tel: 281-376-1588
Fax: 281-251-8866

René Cardozo
General Manager
rene@valleyranchbbq.com

BANQUET FACILITIES & CATERING AVAILABLE

Seen at Bomber Field



Mike Green and Dustin Hiatt at the War Bird Fly-In at Bomber Field in June.1st

