

## Books to Read

*Alphabatics* by Suse MacDonald

*Alphabet City* by Stephen T. Johnson

*AlphaOops! The Day Z Went First*  
by Alethea Kontis

*Amelia Bedelia* by Peggy Parish

*Curious George Learns the Alphabet*  
by H. A. Rey

*Eating the Alphabet* by Lois Ehlert

*The Graphic Alphabet* by David Pelletier

*The Hidden Alphabet*  
by Laura Vaccaro Seeger

*I Stink!* By Kate McMullan

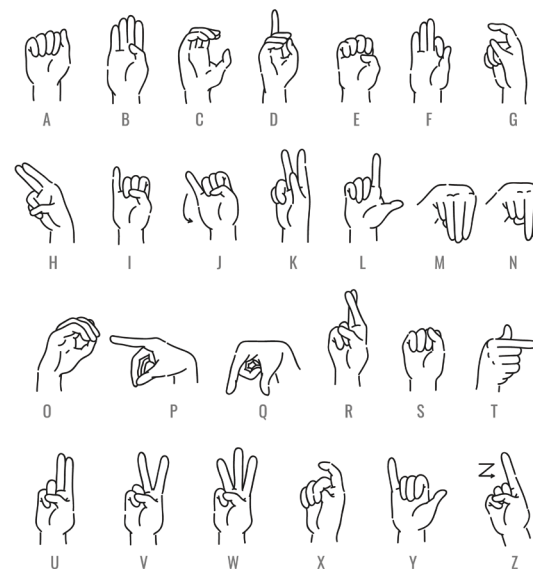
*Jambo Means Hello: Swahili Alphabet Book*  
by Muriel Feelings

*Old Black Fly* by Jim Aylesworth

*Shiver Me Letters: A Pirate ABC*  
by June Sobel

*The Sleepy Little Alphabet* by Judy Sierra

## American Sign Language Alphabet












## Seek & Find Alphabet

Find all the things that begin with each letter of the alphabet. There is a list of 100 words on the last page of the calendar.

# September: Letters

**Maryland Spotlight: Phyllis Reynolds Naylor** Phyllis Reynolds Naylor has written more than 135 books, including the Newbery Award-winning *Shiloh* and its sequels; the *Alice* series; *Roxie and the Hooligans*, and *Roxie and the Hooligans at Buzzard's Roost*. She states the happiest part of her childhood "was listening to my parents read to us aloud, long after we learned to read ourselves. A half hour or so was reserved each evening for storytime, and I still remember the pleasure of listening to my mother read from *The Wind in the Willows* and the way Dad could imitate all the characters in *Huckleberry Finn*. I absolutely love making up stories. The best part about writing is the moment a character comes alive on paper or when a place that existed only in my head becomes real." Phyllis lives in Gaithersburg, Maryland.

Sunday	Monday	Tuesday	Wednesday	Thursday	Friday	Saturday
<p><b>Make an ABC Book</b></p> <p>Make a 26 page booklet from blank paper. Together, write each letter on the top of each page. Fill in your book with drawings or magazine pictures all month long.</p>	<p><b>A is for Apple</b></p>  <p>Eat an apple and count the seeds.</p>	<p><b>B is for Bumblebee</b></p> <p>With your hand in a fist say: Here is a beehive, but where are the bees? Hiding inside where nobody sees. Watch and you'll see them come out of their hive 1,2,3,4,5... BZZZ!</p>	<p><b>C is for Cup</b></p> <p>Make a tower using paper or plastic cups. How high can you go?</p>	<p><b>D is for Dig</b></p>  <p>Fill a small container with dirt or rice and hide objects in it. Have your child dig for treasure!</p>	<p><b>E is for Exercise</b></p> <p>Touch your toes, do some jumping jacks and, stretch your arms up high. Feel your body move and breathe!</p>	<p><b>Visit Your Library!</b></p>  <p>Check out some alphabet books. If possible get <i>Eating the Alphabet</i> and <i>Shiver Me Letters</i> from this month's booklist.</p>
<p><b>Look for Letters</b></p> <p>Read one of your library books. Help your child find the letters of their name in the words of the book.</p>	<p><b>F is for Fruit</b></p> <p>Talk about your favorite fruits and then make some fruit salad together.</p>	<p><b>G is for Grandparents</b></p> <p>Tell your child a story about their grandparent or have a grandparent tell a story themselves.</p>	<p><b>H is for Honey</b></p>  <p>September is National Honey Month. Taste some honey and talk about where it comes from.</p>	<p><b>I is for Ice</b></p> <p>Melt ice cubes and talk about temperature. Have your child list things that are hot and things that are cold.</p>	<p><b>J is for Jack and Jill</b></p> <p><i>Jack and Jill went up the hill to fetch a pail of water; Jack fell down and broke his crown, and Jill came tumbling after.</i></p>	<p><b>Letters Ahoy!</b></p> <p>Talk like a pirate day! If you have a copy, read <i>Shiver Me Letters: A Pirate ABC</i>.</p>
<p><b>Dough Spelling!</b></p>  <p>Make salt dough or play dough and use it to spell out your name.</p>	<p><b>K is for King</b></p> <p>Old King Cole was a merry old soul And a merry old soul was he; He called for his pipe, And he called for his bowl And he called for his fiddlers three.</p>	<p><b>L is for Leaves</b></p>  <p>Take a walk outside and look for leaves. Try to find ten different kinds of leaves.</p>	<p><b>M is for Music</b></p> <p>Sing the Alphabet Song together. Try singing it while doing the American Sign Language letters (above.)</p>	<p><b>N is for Noodle</b></p> <p>Help your child spell their name or make the alphabet using spaghetti noodles.</p>	<p><b>O is for Origami</b></p>  <p>Origami is the Japanese art of making objects by folding paper. Help your child fold a paper airplane.</p>	<p><b>Eat Your Letters!</b></p> <p>Have a healthy snack of fruit or vegetables. If you have a copy, read <i>Eating the Alphabet</i> for inspiration!</p>
<p><b>I Spy Letters</b></p> <p>Point out the letters you recognize in signs, labels and billboards throughout the day.</p>	<p><b>P is for Pat-a-cake</b></p> <p><i>Pat-a-cake, pat-a-cake, baker's man, Bake me a cake as fast as you can. Roll it, and prick it, and mark it with a "B" And put it in the oven for baby and me!</i></p>	<p><b>Q is for Quilt</b></p> <p>Draw a family quilt on paper and have each family member decorate one or more squares.</p>	<p><b>R is for Ring Around the Rosie</b></p> <p><i>Ring around the rosie. A pocketful of posies "Ashes, Ashes" we all fall down!</i></p>	<p><b>S is for Sign Language</b></p> <p>Explain the idea of sign language. Teach them to say I love you.</p>	<p><b>T is for Treasure Hunt</b></p> <p>Find objects around the house that start with each letter of the alphabet.</p>	<p><b>Sign Your Name</b></p> <p>Using the guide above, practice spelling out your child's name in American Sign Language.</p>
<p><b>Tell the Story</b></p> <p>Choose your favorite alphabet book to look at together. Have your child tell the story by looking at the illustrations.</p>	<p><b>U is for Umbrella</b></p> <p>Slap your legs in tune to: <i>Rain is falling down SPLASH! Rain is falling down SPLASH! Pitter patter, pitter patter, Rain is falling down SPLASH!</i></p>	<p><b>V is for Vegetables</b></p>  <p>Name a vegetable that starts with each letter of the alphabet.</p>	<p><b>W is for Wash</b></p> <p>Make paint with shaving cream mixed with a few drops of food coloring. Paint with it in the tub during bath time.</p>	<p><b>X is for X-marks-the-spot</b></p> <p>Find your country, state and city on a map. Draw a map of your neighborhood.</p>	<p><b>Y is for Yellow</b></p> <p>Point out all the yellow objects you see throughout the day.</p>	<p><b>Z is for Zoo</b></p>  <p>Write a list of animals you may see at the zoo. Draw or paint a picture of your favorite zoo animal.</p>