


Crafts



Textile, sewing, ceramic, sculpting, carving, woodwork.

19.5% of adults participated in the last 12 months*

* Data collected April 2023 – March 2024.



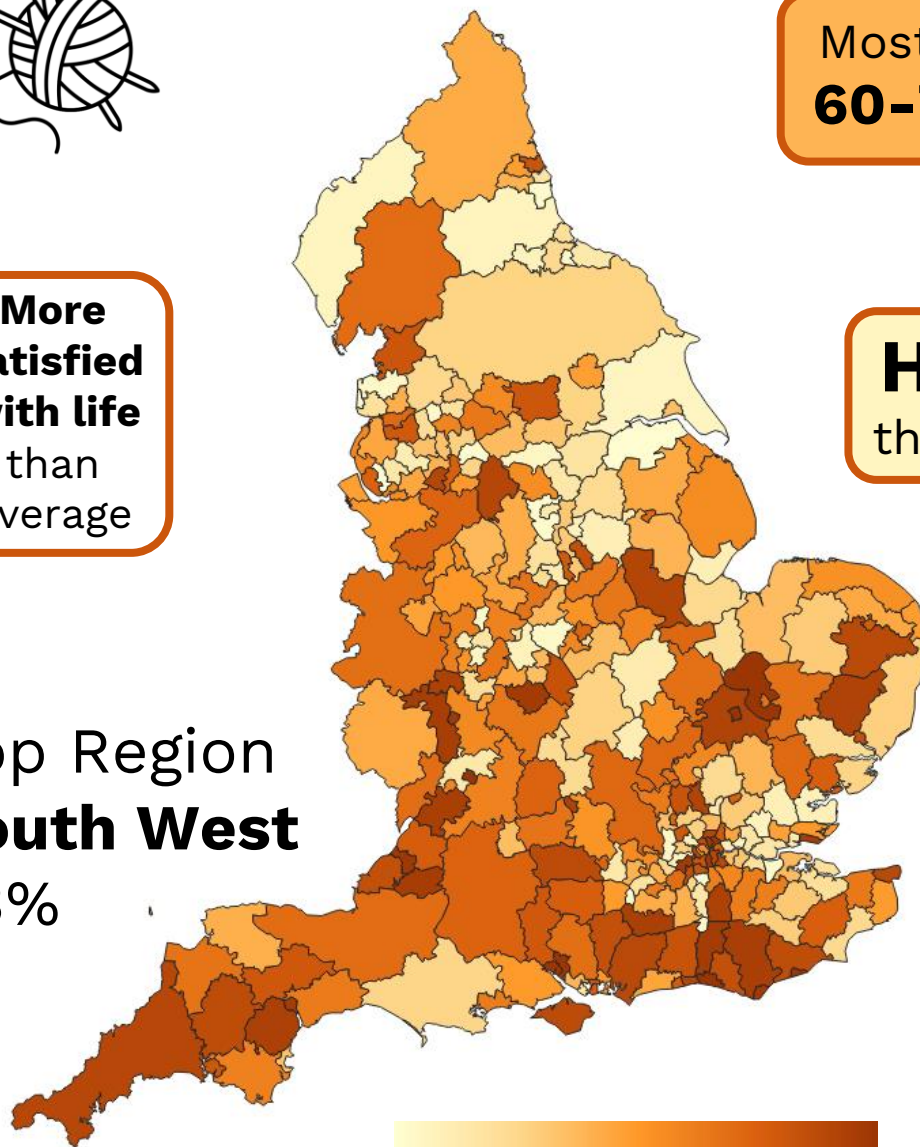
Most engaged:
60-79 years

More
satisfied
with life
than
average

Happier
than average

Top Region
South West
23%

Top Local
Authority
Cambridge
29%



Low

High

**DATA
CULTURE
CHANGE**

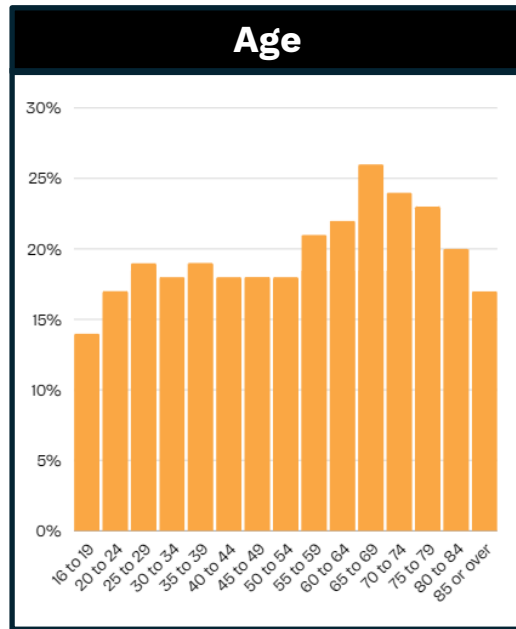
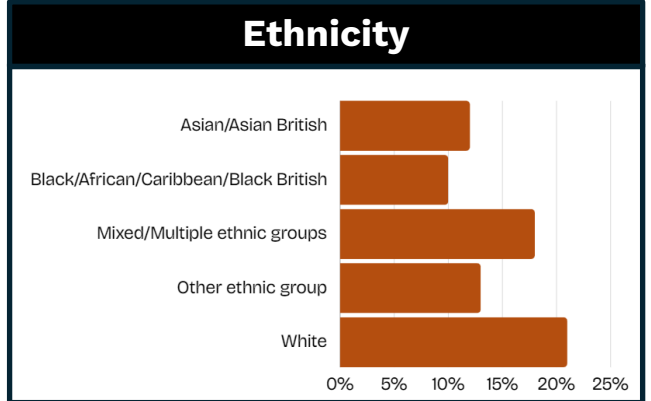

Data from the **DCMS Participation Survey, 2023/24**

For more details on the data and regional maps, visit
dataculturechange.com/participation

Crafts

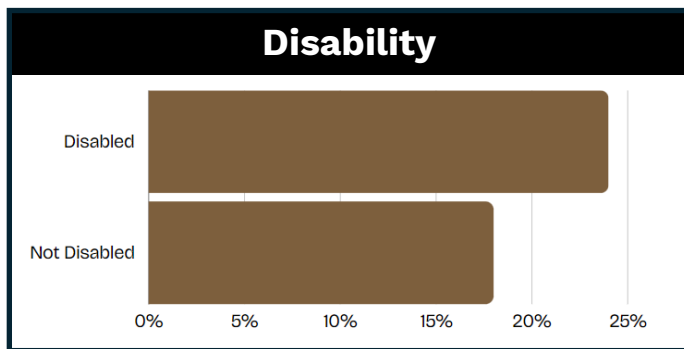
19.5% of adults participated in the last 12 months*

Highest Participation ¹	
Cambridge	29%
Brighton and Hove	29%
Cheltenham	28%
Hastings	27%
East Cambridgeshire	26%
Southampton	25%
Eastleigh	25%
Hackney	24%
Islington	24%
Bristol, City of	24%



High Participation ²	
Hackney	24%
Leicester	20%
Luton	20%
Harrow	21%
Birmingham	20%
Haringey	22%
Southwark	22%
Southend-on-Sea	23%
Manchester	21%
Tower Hamlets	20%

Data from the **DCMS Participation Survey, 2023/24**



* Data collected April 2023 – March 2024.
¹ Due to small sample sizes at Local Authority level, there is a high margin of error.
² These are places where levels of participation in craft activities are high compared to overall arts engagement.

Textile, sewing, ceramic, sculpting, carving, woodwork.

Crafts

19.5% of adults participated in the last 12 months*

* Data collected April 2023 – March 2024.

DCMS Participation Survey, 2023/24

The Participation survey is a continuous push to web survey of adults aged 16 and over in England.

As a result of a partnership between Arts Council England (ACE) and DCMS, in 2023/24, the sample was boosted to produce meaningful estimates at the Local Authority (LA) level. The approximate sample size was 175,000.

The survey asks: “In the last 12 months, which of these things have you done in England either at home or away from home? Please don’t include paid work, school or college or structured academic activities.”

One of the 12 options is: “Crafts (textile, sewing, ceramic, sculpting, carving, woodwork)”

The survey also asks about demographics and feelings on aspects of life to help gauge the wellbeing of respondents.

For full details visit gov.uk/guidance/participati-on-survey

Craft facts

Almost **one-in-five** adults stated they had participated in at least one craft activity in the last 12 months

Compared to the adult population in England as a whole, on average those who participate in craft activities are **happier** and **more satisfied with life**.

A **higher proportion of disabled people** take part in craft activities than those who are not disabled.

Places that have higher levels of participation in craft compared to low overall arts engagement include **Leicester, Luton** and **Southend-on-Sea**.

65- to 69-year-olds are most likely to have participated in crafts.