


Sales Support & Licensing 800-373-9697

List filtered for The Standard, Guaranty Income Life, American Equity Investment Life Insurance Company, Western United Life Insurance Company, MassMutual Ascend Life Insurance Company, American National Insurance Company, Athene IA, American General Life Insurance Company, EquiTrust Life Insurance Company, Royal Neighbors of America, Nationwide Life Insurance Company, Oxford Life Insurance Company, Sagicor Life Insurance Company, Clear Spring Life, Mutual of Omaha, Nassau Life and Annuity Company, GBU Life, National Life Group















Carrier / Product Name	AM Best	Max Issue Age	Min Premium	SC Years	Free Withdrawal Yr 1 Yr 2+	Last Change	Premium Bonus	Current Rate	Base Rate	Min GTD Value	Years Rate GTD	GTD Yield Surrender	Commission
Rate Guaranteed 2-Years													
GBU LIFE Asset Guard Select 2 MVA <i>Low Band</i>	A-	95	25,000	2 yrs 	10% / 10%	05/26/2026		4.95	4.95	0.50	2 yrs 	4.95	0-80: 1.40+ 81-90: 0.70+ 91-95: 0.35+
GBU LIFE Asset Guard Select 2 MVA <i>High Band</i>	A-	95	100,000	2 yrs 	10% / 10%	05/26/2026		4.95	4.95	0.50	2 yrs 	4.95	0-80: 1.40+ 81-90: 0.70+ 91-95: 0.35+
Rate Guaranteed 3-Years													
ATHENE IA Athene Max Rate 3 MVA <i>High Band</i>	A+	85	100,000	3 yrs	Int / Int	05/29/2026		5.10	5.10	0.25	3 yrs	5.10	0-70: 1.30+ 71-75: 1.30+ 76-80: 0.90+ 81-UP: 0.40+
ATHENE IA Athene Max Rate 3 (state specific) MVA <i>High Band</i>	A+	85	100,000	3 yrs	Int / Int	05/29/2026		5.10	5.10	0.25	3 yrs	5.10	0-70: 1.30+ 71-75: 1.30+ 76-80: 0.90+ 81-UP: 0.40+
AMERICAN NATIONAL INSURANCE CO. Palladium MYG MAX 3 MVA <i>High Band</i>	A	90	250,000	10 yrs 	0% / 0%	06/01/2026		5.10	5.10	2.70	3 yrs 	5.10	0-80: 1.50+ 81-85: 0.75+ 86-UP: 0.40+
CLEAR SPRING LIFE Preserve MYGA 3 MVA <i>High Band</i>	A-	90	100,000	3 yrs 	0% / 10%	06/01/2026		5.05	5.05	1.00	3 yrs 	5.05	0-80: 1.00+ 81-85: 0.75+ 86-UP: 0.50+
GBU LIFE Asset Guard Select 3 MVA <i>Low Band</i>	A-	95	25,000	3 yrs 	10% / 10%	05/26/2026		4.95	4.95	0.50	3 yrs 	4.95	0-80: 2.00+ 81-90: 1.05+ 91-95: 0.50+
GBU LIFE Asset Guard Select 3 MVA <i>High Band</i>	A-	95	100,000	3 yrs 	10% / 10%	05/26/2026		4.95	4.95	0.50	3 yrs 	4.95	0-80: 2.00+ 81-90: 1.05+ 91-95: 0.50+
SAGICOR LIFE INSURANCE COMPANY Milestone Max MYGA 3 MVA <i>High Band</i>	A-	90	75,000	3 yrs 	0% / 10%	05/13/2026		4.95	4.95	1.15	3 yrs 	4.95	0-80: 1.50+ 81-85: 1.00+ 86-UP: 0.75+
AMERICAN NATIONAL INSURANCE CO. Palladium MYG Annuity 3 MVA <i>High Band</i>	A	90	250,000	10 yrs 	10% / 10%	06/01/2026		4.95	4.95	2.70	3 yrs 	4.95	0-80: 1.50+ 81-85: 0.75+ 86-90: 0.40+

Carrier / Product Name	AM Best	Max Issue Age	Min Premium	SC Years	Free Withdrawal Yr 1 Yr 2+	Last Change	Premium Bonus	Current Rate	Base Rate	Min GTD Value	Years Rate GTD	GTD Yield Surrender	Commission
AMERICAN NATIONAL INSURANCE CO. Palladium MYG MAX 3 MVA <i>Mid Band</i>	A	90	100,000	10 yrs ↻	0% / 0%	06/01/2026		4.95	4.95	2.70	3 yrs ↻	4.95	0-80: 1.50+ 81-85: 0.75+ 86-UP: 0.40+
SAGICOR LIFE INSURANCE COMPANY Milestone MYGA 3 CA <i>High Band</i>	A-	90	100,000	3 yrs ↻	0% / 10%	05/13/2026		4.90	4.90	1.15	3 yrs ↻	4.90	0-80: 1.50+ 81-85: 1.00+ 86-UP: 0.75+
AMERICAN NATIONAL INSURANCE CO. Palladium Match MYG Annuity 3 MVA <i>High Band</i>	A	90	250,000	3 yrs	10% / 10%	06/01/2026		4.90	4.90	2.70	3 yrs	4.90	0-80: 1.50+ 81-85: 0.75+ 86-UP: 0.40+
ATHENE IA Athene Max Rate 3 MVA <i>Low Band</i>	A+	85	10,000	3 yrs	Int / Int	05/29/2026		4.85	4.85	0.25	3 yrs	4.85	0-70: 1.30+ 71-75: 1.30+ 76-80: 0.90+ 81-UP: 0.40+
ATHENE IA Athene Max Rate 3 (state specific) MVA <i>Low Band</i>	A+	85	10,000	3 yrs	Int / Int	05/29/2026		4.85	4.85	0.25	3 yrs	4.85	0-70: 1.30+ 71-75: 1.30+ 76-80: 0.90+ 81-UP: 0.40+
OXFORD LIFE INSURANCE COMPANY Multi-Select 3 MVA	A	85	20,000	3 yrs ↻	Int / 10%	06/01/2026		4.85	4.85	1.00	3 yrs ↻	4.85	0-75: 1.00+ 76-80: 0.50+ 81-UP: 0.38+
WESTERN UNITED LIFE INS. CO.. Navigator Ultra MVA 3 MVA	B++	75	10,000	3 yrs ↻	0% / 0%	05/14/2026		4.85	4.85	1.00	3 yrs ↻	4.85	See Notes
AMERICAN NATIONAL INSURANCE CO. Palladium MYG MAX 3 MVA <i>Low Band</i>	A	90	5,000	10 yrs ↻	0% / 0%	06/01/2026		4.85	4.85	2.70	3 yrs ↻	4.85	0-80: 1.50+ 81-85: 0.75+ 86-UP: 0.40+
EQUITRUST LIFE INSURANCE COMPANY Certainty Select 3 MVA	B++	90	10,000	3 yrs ↻	Int / Int	03/10/2026		4.80	4.80	1.00	3 yrs ↻	4.80	0-80: 2.00+ 81-90: 1.50+
ROYAL NEIGHBORS OF AMERICA MYGA 3 Year MVA <i>High Band</i>	A	85	100,000	3 yrs ↻	Int / Int	05/08/2026 ↻ 06/03/2026		4.80 4.95	4.80 ↑ 4.95	+0.15 2.40	3 yrs ↻	4.80 4.95	18-75: 1.75+ 76-85: 1.45+
AMERICAN NATIONAL INSURANCE CO. Palladium MYG Annuity 3 MVA <i>Mid Band</i>	A	90	100,000	10 yrs ↻	10% / 10%	06/01/2026		4.80	4.80	2.70	3 yrs ↻	4.80	0-80: 1.50+ 81-85: 0.75+ 86-90: 0.40+
THE STANDARD Multi-Choice 3 MVA <i>High Band</i>	A	93	100,000	3 yrs ↻	0% / 0%	06/01/2026		4.75	4.75	0.10	3 yrs ↻	4.75	0-80: 1.50+ 81-93: 0.50+
AMERICAN NATIONAL INSURANCE CO. Palladium Match MYG Annuity 3 MVA <i>Mid Band</i>	A	90	100,000	3 yrs	10% / 10%	06/01/2026		4.75	4.75	2.70	3 yrs	4.75	0-80: 1.50+ 81-85: 0.75+ 86-UP: 0.40+

Sales Support & Licensing 800-373-9697

Carrier / Product Name	AM Best	Max Issue Age	Min Premium	SC Years	Free Withdrawal Yr 1 Yr 2+	Last Change	Premium Bonus	Current Rate	Base Rate	Min GTD Value	Years Rate GTD	GTD Yield Surrender	Commission
CLEAR SPRING LIFE Preserve MYGA 3 MVA <i>Low Band</i>	A-	90	5,000 QL 10,000 NQ	3 yrs ↻	0% / 10%	06/01/2026		4.75	4.75	1.00	3 yrs ↻	4.75	0-80: 1.00+ 81-85: 0.75+ 86-UP: 0.50+
THE STANDARD Focused Growth Annuity 3 MVA <i>High Band</i>	A	93	100,000	3 yrs ↻	Int / Int	06/01/2026		4.70	4.70	0.10	3 yrs ↻	4.70	0-80: 1.50+ 81-85: 0.75+ 86-93: 0.50+
SAGICOR LIFE INSURANCE COMPANY Milestone Max MYGA 3 MVA <i>Low Band</i>	A-	90	25,000	3 yrs ↻	0% / 10%	05/13/2026		4.70	4.70	1.15	3 yrs ↻	4.70	0-80: 1.50+ 81-85: 1.00+ 86-UP: 0.75+
THE STANDARD Multi-Choice 3 Interest Only Withdrawals MVA <i>High Band</i>	A	93	100,000	3 yrs ↻	Int / Int	06/01/2026		4.70	4.70	0.10	3 yrs ↻	4.70	0-80: 1.50+ 81-93: 0.50+
ROYAL NEIGHBORS OF AMERICA MYGA 3 Year CA <i>High Band</i>	A	85	100,000	3 yrs ↻	Int / Int	05/08/2026 ↻ 06/03/2026		4.70 4.85	+0.15 4.70 ↑ 4.85	2.40	3 yrs ↻	4.70 4.85	18-75: 1.75+ 76-85: 1.45+
AMERICAN NATIONAL INSURANCE CO. Palladium MYG Annuity 3 MVA <i>Low Band</i>	A	90	5,000	10 yrs ↻	10% / 10%	06/01/2026		4.70	4.70	2.70	3 yrs ↻	4.70	0-80: 1.50+ 81-85: 0.75+ 86-90: 0.40+
SAGICOR LIFE INSURANCE COMPANY Milestone MYGA 3 CA <i>Mid Band</i>	A-	90	50,000	3 yrs ↻	0% / 10%	05/13/2026		4.65	4.65	1.15	3 yrs ↻	4.65	0-80: 1.50+ 81-85: 1.00+ 86-UP: 0.75+
THE STANDARD Multi-Choice 3 10% Withdrawal Provision MVA <i>High Band</i>	A	93	100,000	3 yrs ↻	0% / 10%	06/01/2026		4.65	4.65	0.10	3 yrs ↻	4.65	0-80: 1.50+ 81-93: 0.50+
WESTERN UNITED LIFE INS. CO.. Navigator Elite MVA 3 MVA	B++	97	10,000	3 yrs ↻	10% / 10%	05/14/2026		4.65	4.65	1.00	3 yrs ↻	4.65	See Notes
AMERICAN NATIONAL INSURANCE CO. Palladium Match MYG Annuity 3 MVA <i>Low Band</i>	A	90	5,000	3 yrs	10% / 10%	06/01/2026		4.65	4.65	2.70	3 yrs	4.65	0-80: 1.50+ 81-85: 0.75+ 86-UP: 0.40+
ROYAL NEIGHBORS OF AMERICA MYGA 3 Year MVA <i>Low Band</i>	A	85	10,000	3 yrs ↻	Int / Int	05/08/2026 ↻ 06/03/2026		4.60 4.75	+0.15 4.60 ↑ 4.75	2.40	3 yrs ↻	4.60 4.75	18-75: 1.75+ 76-85: 1.45+
NATIONAL LIFE GROUP RetireMax Secure 3 MVA <i>High Band</i>	A+	90	100,000	3 yrs	0% / 10%	12/16/2025		4.60	4.60	0.10	3 yrs	4.60	0-80: 1.30+ 81-85: 1.00+ 86-90: 0.60+

Carrier / Product Name	AM Best	Max Issue Age	Min Premium	SC Years	Free Withdrawal Yr 1 Yr 2+	Last Change	Premium Bonus	Current Rate	Base Rate	Min GTD Value	Years Rate GTD	GTD Yield Surrender	Commission
THE STANDARD Multi-Choice 3 10% Withdrawal Provision ROP MVA, ROP High Band	A	93	100,000	3 yrs ↻	0% / 10%	06/01/2026		4.55	4.55	0.10	3 yrs ↻	4.55	0-80: 1.50+ 81-93: 0.50+
ROYAL NEIGHBORS OF AMERICA MYGA 3 Year CA Low Band	A	85	10,000	3 yrs ↻	Int / Int	05/08/2026 ↻ 06/03/2026		4.50 4.65	4.50 ↑ 4.65	2.40	3 yrs ↻	4.50 4.65	18-75: 1.75+ 76-85: 1.45+
THE STANDARD Multi-Choice 3 MVA Low Band	A	93	15,000	3 yrs ↻	0% / 0%	06/01/2026		4.45	4.45	0.10	3 yrs ↻	4.45	0-80: 1.50+ 81-93: 0.50+
THE STANDARD Focused Growth Annuity 3 MVA Low Band	A	93	15,000	3 yrs ↻	Int / Int	06/01/2026		4.40	4.40	0.10	3 yrs ↻	4.40	0-80: 1.50+ 81-85: 0.75+ 86-93: 0.50+
THE STANDARD Multi-Choice 3 Interest Only Withdrawals MVA Low Band	A	93	15,000	3 yrs ↻	Int / Int	06/01/2026		4.40	4.40	0.10	3 yrs ↻	4.40	0-80: 1.50+ 81-93: 0.50+
WESTERN UNITED LIFE INS. CO.. Discovery Plus 3	B++	99	10,000	3 yrs	Int / Int	05/14/2026		4.35	4.35	1.00	3 yrs	4.35	See Notes
THE STANDARD Multi-Choice 3 10% Withdrawal Provision MVA Low Band	A	93	15,000	3 yrs ↻	0% / 10%	06/01/2026		4.35	4.35	0.10	3 yrs ↻	4.35	0-80: 1.50+ 81-93: 0.50+
GUARANTY INCOME LIFE Guaranty Rate Lock 3 MVA Mid Band	A-	100	100,000	3 yrs ↻	0% / 5%	09/23/2025		4.30	4.30	0.50	3 yrs ↻	4.30	0-74: 1.85+ 75-UP: 0.93+
GUARANTY INCOME LIFE Guaranty Rate Lock 3 MVA High Band	A-	100	250,000	3 yrs ↻	0% / 5%	09/23/2025		4.30	4.30	0.50	3 yrs ↻	4.30	0-74: 1.85+ 75-UP: 0.93+
NATIONAL LIFE GROUP RetireMax Secure 3 MVA MVA Low Band	A+	90	25,000	3 yrs	0% / 10%	12/16/2025		4.30	4.30	0.10	3 yrs	4.30	0-80: 1.30+ 81-85: 1.00+ 86-90: 0.60+
WESTERN UNITED LIFE INS. CO.. Discovery 3 CA	B++	99	10,000	3 yrs	Int / Int	05/14/2026		4.25	4.25	1.00	3 yrs	4.25	See Notes
THE STANDARD Multi-Choice 3 10% Withdrawal Provision ROP MVA, ROP Low Band	A	93	15,000	3 yrs ↻	0% / 10%	06/01/2026		4.25	4.25	0.10	3 yrs ↻	4.25	0-80: 1.50+ 81-93: 0.50+
GUARANTY INCOME LIFE Guaranty Rate Lock 3 MVA Low Band	A-	100	10,000	3 yrs ↻	0% / 5%	09/23/2025		4.20	4.20	0.50	3 yrs ↻	4.20	0-74: 1.85+ 75-UP: 0.93+
NATIONAL LIFE GROUP RetireMax Secure 3 High Band	A+	90	100,000	3 yrs	0% / 10%	12/16/2025		4.20	4.20	0.10	3 yrs	4.20	0-80: 1.30+ 81-85: 1.00+ 86-90: 0.60+

Carrier / Product Name	AM Best	Max Issue Age	Min Premium	SC Years	Free Withdrawal Yr 1 Yr 2+	Last Change	Premium Bonus	Current Rate	Base Rate	Min GTD Value	Years Rate GTD	GTD Yield Surrender	Commission
MASSMUTUAL ASCEND LIFE INS. CO. SecureGain 3 2025 MVA <i>High Band</i>	A++	90	100,000	3 yrs	10% / 10%	03/02/2026		3.95	3.95	0.25	3 yrs	3.95	0-80: 2.00+ 81-85: 1.50+ 86-UP: 0.50+
SAGICOR LIFE INSURANCE COMPANY Milestone MYGA 3 CA <i>Low Band</i>	A-	90	15,000	3 yrs 	0% / 10%	05/13/2026		3.90	3.90	1.15	3 yrs 	3.90	0-80: 1.50+ 81-85: 1.00+ 86-UP: 0.75+
NATIONAL LIFE GROUP RetireMax Secure 3 <i>Low Band</i>	A+	90	25,000	3 yrs	0% / 10%	12/16/2025		3.90	3.90	0.10	3 yrs	3.90	0-80: 1.30+ 81-85: 1.00+ 86-90: 0.60+
AMER. EQUITY INVESTMENT LIFE INS. CO. GuaranteeShield 3 MVA <i>Mid Band</i>	A	85	100,000	3 yrs	0% / 10%	11/12/2025		3.75	3.75	1.00	3 yrs	3.75	18-75: 1.50+ 76-80: 1.05+ 81-UP: 0.77+
AMER. EQUITY INVESTMENT LIFE INS. CO. GuaranteeShield 3 MVA <i>High Band</i>	A	85	250,000	3 yrs	0% / 10%	11/12/2025		3.75	3.75	1.00	3 yrs	3.75	18-75: 1.50+ 76-80: 1.05+ 81-UP: 0.77+
MASSMUTUAL ASCEND LIFE INS. CO. SecureGain 3 2025 MVA <i>Low Band</i>	A++	90	25,000	3 yrs	10% / 10%	03/02/2026		3.60	3.60	0.25	3 yrs	3.60	0-80: 2.00+ 81-85: 1.50+ 86-UP: 0.50+
AMER. EQUITY INVESTMENT LIFE INS. CO. GuaranteeShield 3 MVA <i>Low Band</i>	A	85	10,000	3 yrs	0% / 10%	11/12/2025		3.50	3.50	1.00	3 yrs	3.50	18-75: 1.50+ 76-80: 1.05+ 81-UP: 0.77+
Rate Guaranteed 4-Years													
OXFORD LIFE INSURANCE COMPANY Multi-Select 4 MVA	A	85	20,000	4 yrs 	Int / 10%	06/01/2026		5.25	5.25	1.00	4 yrs 	5.25	18-75: 1.30+ 76-80: 0.55+ 81-UP: 0.45+
CLEAR SPRING LIFE Preserve MYGA 4 MVA <i>High Band</i>	A-	90	100,000	4 yrs 	0% / 10%	06/01/2026		5.15	5.15	1.00	4 yrs 	5.15	0-80: 1.75+ 81-85: 1.31+ 86-UP: 0.88+
NASSAU LIFE AND ANNUITY COMPANY Nassau Simple Annuity 4 MVA	B++	85	10,000	4 yrs 	5% / 5%	06/01/2026		5.00	5.00	1.00	4 yrs 	5.00	0-80: 2.50+ 81-UP: 1.30+
GBU LIFE Asset Guard Select 4 MVA <i>Low Band</i>	A-	95	25,000	4 yrs 	10% / 10%	05/26/2026		4.95	4.95	0.50	4 yrs 	4.95	0-80: 2.00+ 81-90: 1.05+ 91-95: 0.50+
GBU LIFE Asset Guard Select 4 MVA <i>High Band</i>	A-	95	100,000	4 yrs 	10% / 10%	05/26/2026		4.95	4.95	0.50	4 yrs 	4.95	0-80: 2.00+ 81-90: 1.05+ 91-95: 0.50+
SAGICOR LIFE INSURANCE COMPANY Milestone Max MYGA 4 MVA <i>High Band</i>	A-	90	75,000	4 yrs 	0% / 10%	05/13/2026		4.95	4.95	1.15	4 yrs 	4.95	0-80: 1.70+ 81-85: 1.05+ 86-UP: 0.80+

Sales Support & Licensing 800-373-9697

Carrier / Product Name	AM Best	Max Issue Age	Min Premium	SC Years	Free Withdrawal Yr 1 Yr 2+	Last Change	Premium Bonus	Current Rate	Base Rate	Min GTD Value	Years Rate GTD	GTD Yield Surrender	Commission
SAGICOR LIFE INSURANCE COMPANY Milestone MYGA 4 CA <i>High Band</i>	A-	90	100,000	4 yrs	0% / 10%	05/13/2026		4.90	4.90	1.15	4 yrs	4.90	0-80: 1.70+ 81-85: 0.80+ 86-UP: 0.45+
CLEAR SPRING LIFE Preserve MYGA 4 MVA <i>Low Band</i>	A-	90	5,000 QL 10,000 NQ	4 yrs	0% / 10%	06/01/2026		4.85	4.85	1.00	4 yrs	4.85	0-80: 1.75+ 81-85: 1.31+ 86-UP: 0.88+
SAGICOR LIFE INSURANCE COMPANY Milestone Max MYGA 4 MVA <i>Low Band</i>	A-	90	25,000	4 yrs	0% / 10%	05/13/2026		4.70	4.70	1.15	4 yrs	4.70	0-80: 1.70+ 81-85: 1.05+ 86-UP: 0.80+
AMERICAN GENERAL LIFE INS. CO. American Pathway VisionMYG 4 MVA <i>High Band</i>	A	85	100,000	10 yrs	0% / 15%	05/26/2026		4.65	4.65	0.25	4 yrs	4.65	18-75: 1.50+ 76-85: 0.75+
SAGICOR LIFE INSURANCE COMPANY Milestone MYGA 4 CA <i>Mid Band</i>	A-	90	50,000	4 yrs	0% / 10%	05/13/2026		4.65	4.65	1.15	4 yrs	4.65	0-80: 1.70+ 81-85: 0.80+ 86-UP: 0.45+
GUARANTY INCOME LIFE Guaranty Rate Lock 4 MVA <i>Mid Band</i>	A-	100	100,000	4 yrs	0% / 5%	09/23/2025		4.50	4.50	0.50	4 yrs	4.50	0-74: 2.25+ 75-UP: 1.13+
GUARANTY INCOME LIFE Guaranty Rate Lock 4 MVA <i>High Band</i>	A-	100	250,000	4 yrs	0% / 5%	09/23/2025		4.50	4.50	0.50	4 yrs	4.50	0-74: 2.25+ 75-UP: 1.13+
GUARANTY INCOME LIFE Guaranty Rate Lock 4 MVA <i>Low Band</i>	A-	100	10,000	4 yrs	0% / 5%	09/23/2025		4.40	4.40	0.50	4 yrs	4.40	0-74: 2.25+ 75-UP: 1.13+
AMERICAN GENERAL LIFE INS. CO. American Pathway VisionMYG 4 MVA <i>Low Band</i>	A	85	25,000	10 yrs	0% / 15%	05/26/2026		4.20	4.20	0.25	4 yrs	4.20	18-75: 1.50+ 76-85: 0.75+
SAGICOR LIFE INSURANCE COMPANY Milestone MYGA 4 CA <i>Low Band</i>	A-	90	15,000	4 yrs	0% / 10%	05/13/2026		4.10	4.10	1.15	4 yrs	4.10	0-80: 1.70+ 81-85: 0.80+ 86-UP: 0.45+
Rate Guaranteed 5-Years													
AMERICAN NATIONAL INSURANCE CO. Palladium MYG MAX 5 MVA <i>High Band</i>	A	90	250,000	10 yrs	0% / 0%	06/01/2026		5.45	5.45	2.70	5 yrs	5.45	0-80: 2.50+ 81-85: 1.25+ 86-UP: 0.65+
ATHENE IA Athene Max Rate 5 MVA <i>High Band</i>	A+	83	100,000	5 yrs	Int / Int	05/29/2026		5.40	5.40	0.25	5 yrs	5.40	0-70: 2.00+ 71-75: 2.00+ 76-80: 1.80+ 81-UP: 1.10+
SAGICOR LIFE INSURANCE COMPANY Milestone Max MYGA 5 MVA <i>High Band</i>	A-	90	75,000	5 yrs	0% / 10%	05/13/2026		5.40	5.40	1.15	5 yrs	5.40	0-80: 2.25+ 81-85: 1.50+ 86-UP: 1.00+

Sales Support & Licensing 800-373-9697



Carrier / Product Name	AM Best	Max Issue Age	Min Premium	SC Years	Free Withdrawal Yr 1 Yr 2+	Last Change	Premium Bonus	Current Rate	Base Rate	Min GTD Value	Years Rate GTD	GTD Yield Surrender	Commission
OXFORD LIFE INSURANCE COMPANY Multi-Select 5 MVA	A	85	20,000	5 yrs ↻	Int / 10%	06/01/2026		5.40	5.40	1.00	5 yrs ↻	5.40	18-75: 2.50+ 76-80: 1.50+ 81-UP: 1.15+
NATIONWIDE LIFE INSURANCE CO. Secure Growth 5 MVA MVA High Band	A+	Owner: Any Age Annuitant: 90	100,000	5 yrs	10% / 10%	06/01/2026		5.40	5.40	0.50	5 yrs	5.40	0-80: 2.50+ 81-85: 1.25+ 86-90: 0.60+
ATHENE IA Athene Max Rate 5 (state specific) MVA High Band	A+	83	100,000	5 yrs	Int / Int	05/29/2026		5.35	5.35	0.25	5 yrs	5.35	0-70: 2.00+ 71-75: 2.00+ 76-80: 1.80+ 81-UP: 1.10+
SAGICOR LIFE INSURANCE COMPANY Milestone MYGA 5 CA High Band	A-	90	100,000	5 yrs ↻	0% / 10%	05/13/2026		5.35	5.35	1.15	5 yrs ↻	5.35	0-80: 2.25+ 81-85: 1.50+ 86-UP: 1.00+
ROYAL NEIGHBORS OF AMERICA MYGA 5 Year MVA High Band	A	85	100,000	5 yrs ↻	Int / Int	05/08/2026 ↻ 06/03/2026		5.35 5.50	+0.15 5.35 ↑ 5.50	2.40	5 yrs ↻	5.35 5.50	18-75: 2.00+ 76-85: 1.70+
WESTERN UNITED LIFE INS. CO.. Navigator Ultra MVA 5 MVA	B++	75	10,000	5 yrs ↻	0% / 0%	05/14/2026		5.35	5.35	1.00	5 yrs ↻	5.35	See Notes
AMERICAN NATIONAL INSURANCE CO. Palladium MYG Annuity 5 MVA High Band	A	90	250,000	10 yrs ↻	10% / 10%	06/01/2026		5.35	5.35	2.70	5 yrs ↻	5.35	0-80: 2.50+ 81-85: 1.25+ 86-90: 0.65+
AMERICAN NATIONAL INSURANCE CO. Palladium Match MYG Annuity 5 MVA High Band	A	90	250,000	5 yrs	10% / 10%	06/01/2026		5.30	5.30	2.70	5 yrs	5.30	0-80: 2.50+ 81-85: 1.25+ 86-UP: 0.65+
AMERICAN NATIONAL INSURANCE CO. Palladium MYG MAX 5 MVA Mid Band	A	90	100,000	10 yrs ↻	0% / 0%	06/01/2026		5.30	5.30	2.70	5 yrs ↻	5.30	0-80: 2.50+ 81-85: 1.25+ 86-UP: 0.65+
CLEAR SPRING LIFE Preserve MYGA 5 MVA High Band	A-	90	100,000	5 yrs ↻	0% / 10%	06/01/2026		5.30	5.30	1.00	5 yrs ↻	5.30	0-80: 2.50+ 81-85: 1.88+ 86-UP: 1.25+
ROYAL NEIGHBORS OF AMERICA MYGA 5 Year CA High Band	A	85	100,000	5 yrs ↻	Int / Int	05/08/2026 ↻ 06/03/2026		5.25 5.40	+0.15 5.25 ↑ 5.40	2.40	5 yrs ↻	5.25 5.40	18-75: 2.00+ 76-85: 1.70+
NASSAU LIFE AND ANNUITY COMPANY Nassau MYAnnuity 5X 0% Free MVA	B++	85	10,000	5 yrs ↻	0% / 0%	06/01/2026		5.25	5.25	1.00	5 yrs ↻	5.25	0-80: 2.50+ 81-85: 1.30+

Carrier / Product Name	AM Best	Max Issue Age	Min Premium	SC Years	Free Withdrawal Yr 1 Yr 2+	Last Change	Premium Bonus	Current Rate	Base Rate	Min GTD Value	Years Rate GTD	GTD Yield Surrender	Commission
GBU LIFE Asset Guard Select 5 MVA Low Band	A-	95	25,000	5 yrs ↻	10% / 10%	05/26/2026		5.20	5.20	0.50	5 yrs ↻	5.20	0-80: 2.75+ 81-90: 1.30+ 91-95: 0.65+
GBU LIFE Asset Guard Select 5 MVA High Band	A-	95	100,000	5 yrs ↻	10% / 10%	05/26/2026		5.20	5.20	0.50	5 yrs ↻	5.20	0-80: 2.75+ 81-90: 1.30+ 91-95: 0.65+
WESTERN UNITED LIFE INS. CO.. Navigator Elite MVA 5 MVA	B++	84	10,000	5 yrs ↻	10% / 10%	05/14/2026		5.20	5.20	1.00	5 yrs ↻	5.20	See Notes
AMERICAN NATIONAL INSURANCE CO. Palladium MYG Annuity 5 MVA Mid Band	A	90	100,000	10 yrs ↻	10% / 10%	06/01/2026		5.20	5.20	2.70	5 yrs ↻	5.20	0-80: 2.50+ 81-85: 1.25+ 86-90: 0.65+
AMERICAN NATIONAL INSURANCE CO. Palladium MYG MAX 5 MVA Low Band	A	90	5,000	10 yrs ↻	0% / 0%	06/01/2026		5.20	5.20	2.70	5 yrs ↻	5.20	0-80: 2.50+ 81-85: 1.25+ 86-UP: 0.65+
MUTUAL OF OMAHA Ultra Premier 5 MVA	A+	89	25,000	5 yrs ↻	10% / 10%	06/01/2026		5.20	5.20	0.05	5 yrs ↻	5.20	0-75: 3.00+ 76-80: 2.00+ 81-UP: 1.00+
ATHENE IA Athene Max Rate 5 MVA Low Band	A+	83	10,000	5 yrs	Int / Int	05/29/2026		5.15	5.15	0.25	5 yrs	5.15	0-70: 2.00+ 71-75: 2.00+ 76-80: 1.80+ 81-UP: 1.10+
SAGICOR LIFE INSURANCE COMPANY Milestone Max MYGA 5 MVA Low Band	A-	90	25,000	5 yrs ↻	0% / 10%	05/13/2026		5.15	5.15	1.15	5 yrs ↻	5.15	0-80: 2.25+ 81-85: 1.50+ 86-UP: 1.00+
THE STANDARD Multi-Choice 5 MVA High Band	A	93	100,000	5 yrs ↻	0% / 0%	06/01/2026		5.15	5.15	0.10	5 yrs ↻	5.15	0-80: 2.50+ 81-85: 1.25+ 86-90: 1.00+ 91-93: 0.90+
ROYAL NEIGHBORS OF AMERICA MYGA 5 Year MVA Low Band	A	85	10,000	5 yrs ↻	Int / Int	05/08/2026 ↻ 06/03/2026		5.15 5.30	5.15 ↑ 5.30	2.40	5 yrs ↻	5.15 5.30	18-75: 2.00+ 76-85: 1.70+
AMERICAN NATIONAL INSURANCE CO. Palladium Match MYG Annuity 5 MVA Mid Band	A	90	100,000	5 yrs	10% / 10%	06/01/2026		5.15	5.15	2.70	5 yrs	5.15	0-80: 2.50+ 81-85: 1.25+ 86-UP: 0.65+
ATHENE IA Athene Max Rate 5 (state specific) MVA Low Band	A+	83	10,000	5 yrs	Int / Int	05/29/2026		5.10	5.10	0.25	5 yrs	5.10	0-70: 2.00+ 71-75: 2.00+ 76-80: 1.80+ 81-UP: 1.10+


Sales Support & Licensing 800-373-9697

Carrier / Product Name	AM Best	Max Issue Age	Min Premium	SC Years	Free Withdrawal Yr 1 Yr 2+	Last Change	Premium Bonus	Current Rate	Base Rate	Min GTD Value	Years Rate GTD	GTD Yield Surrender	Commission
THE STANDARD Focused Growth Annuity 5 MVA <i>High Band</i>	A	93	100,000	5 yrs ↻	Int / Int	06/01/2026		5.10	5.10	0.10	5 yrs ↻	5.10	0-80: 2.00+ 81-85: 1.00+ 86-93: 0.77+
SAGICOR LIFE INSURANCE COMPANY Milestone MYGA 5 CA <i>Mid Band</i>	A-	90	50,000	5 yrs ↻	0% / 10%	05/13/2026		5.10	5.10	1.15	5 yrs ↻	5.10	0-80: 2.25+ 81-85: 1.50+ 86-UP: 1.00+
THE STANDARD Multi-Choice 5 Interest Only Withdrawals MVA <i>High Band</i>	A	93	100,000	5 yrs ↻	Int / Int	06/01/2026		5.10	5.10	0.10	5 yrs ↻	5.10	0-80: 2.50+ 81-85: 1.25+ 86-90: 1.00+ 91-UP: 0.90+
AMERICAN NATIONAL INSURANCE CO. Palladium MYG Annuity 5 MVA <i>Low Band</i>	A	90	5,000	10 yrs ↻	10% / 10%	06/01/2026		5.10	5.10	2.70	5 yrs ↻	5.10	0-80: 2.50+ 81-85: 1.25+ 86-90: 0.65+
EQUITRUST LIFE INSURANCE COMPANY Certainty Select 5 MVA	B++	90	10,000	5 yrs ↻	Int / Int	03/10/2026		5.05	5.05	1.00	5 yrs ↻	5.05	0-80: 3.00+ 81-90: 2.25+
THE STANDARD Multi-Choice 5 10% Withdrawal Provision MVA <i>High Band</i>	A	93	100,000	5 yrs ↻	0% / 10%	06/01/2026		5.05	5.05	0.10	5 yrs ↻	5.05	0-80: 2.50+ 81-85: 1.25+ 86-90: 1.00+ 91-93: 0.90+
ROYAL NEIGHBORS OF AMERICA MYGA 5 Year CA <i>Low Band</i>	A	85	10,000	5 yrs ↻	Int / Int	05/08/2026 ↻ 06/03/2026		5.05 5.20	5.05 ↑ 5.20	2.40	5 yrs ↻	5.05 5.20	18-75: 2.00+ 76-85: 1.70+
NASSAU LIFE AND ANNUITY COMPANY Nassau MYAnnuity 5X 10% Free MVA	B++	85	10,000	5 yrs ↻	10% / 10%	06/01/2026		5.05	5.05	1.00	5 yrs ↻	5.05	0-80: 2.50+ 81-85: 1.30+
AMERICAN NATIONAL INSURANCE CO. Palladium Match MYG Annuity 5 MVA <i>Low Band</i>	A	90	5,000	5 yrs	10% / 10%	06/01/2026		5.05	5.05	2.70	5 yrs	5.05	0-80: 2.50+ 81-85: 1.25+ 86-UP: 0.65+
CLEAR SPRING LIFE Preserve MYGA 5 MVA <i>Low Band</i>	A-	90	5,000 QL 10,000 NQ	5 yrs ↻	0% / 10%	06/01/2026		5.00	5.00	1.00	5 yrs ↻	5.00	0-80: 2.50+ 81-85: 1.88+ 86-UP: 1.25+
NATIONAL LIFE GROUP RetireMax Secure 5 MVA <i>High Band</i>	A+	90	100,000	5 yrs	0% / 10%	03/26/2026		5.00	5.00	0.10	5 yrs	5.00	0-80: 2.00+ 81-85: 1.50+ 86-90: 0.90+
THE STANDARD Multi-Choice 5 10% Withdrawal Provision ROP MVA, ROP <i>High Band</i>	A	93	100,000	5 yrs ↻	0% / 10%	06/01/2026		4.95	4.95	0.10	5 yrs ↻	4.95	0-80: 2.50+ 81-85: 1.25+ 86-90: 1.00+ 91-93: 0.90+

Sales Support & Licensing 800-373-9697

Carrier / Product Name	AM Best	Max Issue Age	Min Premium	SC Years	Free Withdrawal Yr 1 Yr 2+	Last Change	Premium Bonus	Current Rate	Base Rate	Min GTD Value	Years Rate GTD	GTD Yield Surrender	Commission
THE STANDARD Multi-Choice 5 MVA <i>Low Band</i>	A	93	15,000	5 yrs 	0% / 0%	06/01/2026		4.85	4.85	0.10	5 yrs 	4.85	0-80: 2.50+ 81-85: 1.25+ 86-90: 1.00+ 91-93: 0.90+
WESTERN UNITED LIFE INS. CO.. Discovery Plus 5	B++	84	10,000	5 yrs	Int / Int	05/14/2026		4.80	4.80	1.00	5 yrs	4.80	See Notes
THE STANDARD Focused Growth Annuity 5 MVA <i>Low Band</i>	A	93	15,000	5 yrs 	Int / Int	06/01/2026		4.80	4.80	0.10	5 yrs 	4.80	0-80: 2.00+ 81-85: 1.00+ 86-93: 0.77+
GUARANTY INCOME LIFE Guaranty Rate Lock 5 MVA <i>Mid Band</i>	A-	100	100,000	5 yrs 	0% / 5%	09/23/2025		4.80	4.80	0.50	5 yrs 	4.80	0-74: 2.75+ 75-UP: 1.50+
GUARANTY INCOME LIFE Guaranty Rate Lock 5 MVA <i>High Band</i>	A-	100	250,000	5 yrs 	0% / 5%	09/23/2025		4.80	4.80	0.50	5 yrs 	4.80	0-74: 2.75+ 75-UP: 1.50+
THE STANDARD Multi-Choice 5 Interest Only Withdrawals MVA <i>Low Band</i>	A	93	15,000	5 yrs 	Int / Int	06/01/2026		4.80	4.80	0.10	5 yrs 	4.80	0-80: 2.50+ 81-85: 1.25+ 86-90: 1.00+ 91-UP: 0.90+
THE STANDARD Multi-Choice 5 10% Withdrawal Provision MVA <i>Low Band</i>	A	93	15,000	5 yrs 	0% / 10%	06/01/2026		4.75	4.75	0.10	5 yrs 	4.75	0-80: 2.50+ 81-85: 1.25+ 86-90: 1.00+ 91-93: 0.90+
MUTUAL OF OMAHA Ultra - Secure Plus 5 MVA, ROP <i>High Band</i>	A+	89	50,000	5 yrs 	10% / 10%	06/01/2026		4.75	4.75	0.25	5 yrs 	4.75	0-75: 4.00+ 76-80: 3.00+ 81-UP: 2.00+
GUARANTY INCOME LIFE Guaranty Rate Lock 5 MVA <i>Low Band</i>	A-	100	10,000	5 yrs 	0% / 5%	09/23/2025		4.70	4.70	0.50	5 yrs 	4.70	0-74: 2.75+ 75-UP: 1.50+
NATIONAL LIFE GROUP RetireMax Secure 5 MVA <i>Low Band</i>	A+	90	25,000	5 yrs	0% / 10%	03/26/2026		4.70	4.70	0.10	5 yrs	4.70	0-80: 2.00+ 81-85: 1.50+ 86-90: 0.90+
AMERICAN GENERAL LIFE INS. CO. American Pathway VisionMYG 5 MVA <i>High Band</i>	A	85	100,000	10 yrs 	0% / 15%	05/26/2026		4.65	4.65	0.25	5 yrs 	4.65	18-75: 2.00+ 76-85: 1.00+
SAGICOR LIFE INSURANCE COMPANY Milestone MYGA 5 CA <i>Low Band</i>	A-	90	15,000	5 yrs 	0% / 10%	05/13/2026		4.65	4.65	1.15	5 yrs 	4.65	0-80: 2.25+ 81-85: 1.50+ 86-UP: 1.00+
THE STANDARD Multi-Choice 5 10% Withdrawal Provision ROP MVA, ROP <i>Low Band</i>	A	93	15,000	5 yrs 	0% / 10%	06/01/2026		4.65	4.65	0.10	5 yrs 	4.65	0-80: 2.50+ 81-85: 1.25+ 86-90: 1.00+ 91-93: 0.90+

Sales Support & Licensing 800-373-9697

Carrier / Product Name	AM Best	Max Issue Age	Min Premium	SC Years	Free Withdrawal Yr 1 Yr 2+	Last Change	Premium Bonus	Current Rate	Base Rate	Min GTD Value	Years Rate GTD	GTD Yield Surrender	Commission
MASSMUTUAL ASCEND LIFE INS. CO. SecureGain 5 2025 MVA <i>High Band</i>	A++	89	100,000	5 yrs	10% / 10%	03/23/2026		4.65	4.65	0.25	5 yrs	4.65	0-80: 2.50+ 81-UP: 1.50+
WESTERN UNITED LIFE INS. CO.. Discovery 5	B++	84	10,000	5 yrs	15% / 15%	05/14/2026		4.60	4.60	1.00	5 yrs	4.60	See Notes
WESTERN UNITED LIFE INS. CO.. Discovery 5 CA	B++	84	10,000	5 yrs	15% / 15%	05/14/2026		4.60	4.60	1.00	5 yrs	4.60	See Notes
NATIONAL LIFE GROUP RetireMax Secure 5 <i>High Band</i>	A+	90	100,000	5 yrs	0% / 10%	03/26/2026		4.60	4.60	0.10	5 yrs	4.60	0-80: 2.00+ 81-85: 1.50+ 86-90: 0.90+
MUTUAL OF OMAHA Ultra - Secure Plus 5 MVA, ROP <i>Low Band</i>	A+	89	5,000	5 yrs 	10% / 10%	06/01/2026		4.60	4.60	0.25	5 yrs 	4.60	0-75: 4.00+ 76-80: 3.00+ 81-UP: 2.00+
NATIONAL LIFE GROUP Green Mountain Freedom 5	A+	85	100,000	5 yrs	0% / 10%	03/26/2026		4.45	4.45	2.30	5 yrs	4.45	0-80: 2.00+ 81-85: 1.55+
NATIONWIDE LIFE INSURANCE CO. Secure Growth 5 MVA <i>Low Band</i>	A+	Owner: Any Age Annuitant: 90	10,000	5 yrs	10% / 10%	06/01/2026		4.45	4.45	0.50	5 yrs	4.45	0-80: 2.50+ 81-85: 1.25+ 86-90: 0.60+
AMERICAN GENERAL LIFE INS. CO. American Pathway VisionMYG 5 MVA <i>Low Band</i>	A	85	25,000	10 yrs 	0% / 15%	05/26/2026		4.35	4.35	0.25	5 yrs 	4.35	18-75: 2.00+ 76-85: 1.00+
MASSMUTUAL ASCEND LIFE INS. CO. SecureGain 5 2025 MVA <i>Low Band</i>	A++	89	25,000	5 yrs	10% / 10%	03/23/2026		4.35	4.35	0.25	5 yrs	4.35	0-80: 2.50+ 81-UP: 1.50+
WESTERN UNITED LIFE INS. CO.. Future Select 5 ROP	B++	90	10,000	5 yrs	15% / 15%	05/14/2026		4.30	4.30	1.00	5 yrs	4.30	See Notes
WESTERN UNITED LIFE INS. CO.. Future Select 5 CA ROP	B++	90	10,000	5 yrs	15% / 15%	05/14/2026		4.30	4.30	1.00	5 yrs	4.30	See Notes
NATIONAL LIFE GROUP RetireMax Secure 5 <i>Low Band</i>	A+	90	25,000	5 yrs	0% / 10%	03/26/2026		4.30	4.30	0.10	5 yrs	4.30	0-80: 2.00+ 81-85: 1.50+ 86-90: 0.90+
AMER. EQUITY INVESTMENT LIFE INS. CO. GuaranteeShield 5 MVA <i>Mid Band</i>	A	85	100,000	5 yrs	0% / 10%	11/12/2025		3.75	3.75	1.00	5 yrs	3.75	18-75: 1.50+ 76-80: 1.05+ 81-UP: 0.77+
AMER. EQUITY INVESTMENT LIFE INS. CO. GuaranteeShield 5 MVA <i>High Band</i>	A	85	250,000	5 yrs	0% / 10%	11/12/2025		3.75	3.75	1.00	5 yrs	3.75	18-75: 1.50+ 76-80: 1.05+ 81-UP: 0.77+
AMER. EQUITY INVESTMENT LIFE INS. CO. GuaranteeShield 5 MVA <i>Low Band</i>	A	85	10,000	5 yrs	0% / 10%	11/12/2025		3.50	3.50	1.00	5 yrs	3.50	18-75: 1.50+ 76-80: 1.05+ 81-UP: 0.77+

Sales Support & Licensing 800-373-9697
















Carrier / Product Name	AM Best	Max Issue Age	Min Premium	SC Years	Free Withdrawal Yr 1 Yr 2+	Last Change	Premium Bonus	Current Rate	Base Rate	Min GTD Value	Years Rate GTD	GTD Yield Surrender	Commission
Rate Guaranteed 6-Years													
AMERICAN NATIONAL INSURANCE CO. Palladium MYG MAX 6 MVA <i>High Band</i>	A	90	250,000	10 yrs ↻	0% / 0%	06/01/2026		9.90	4.90	2.70	6 yrs ↻	5.72	0-80: 2.50+ 81-85: 1.25+ 86-UP: 0.65+
OXFORD LIFE INSURANCE COMPANY Multi-Select 6 MVA	A	85	20,000	6 yrs ↻	Int / 10%	06/01/2026		5.70	5.70	1.00	6 yrs ↻	5.70	0-75: 1.25+ 76-80: 0.75+ 81-UP: 0.55+
AMERICAN NATIONAL INSURANCE CO. Palladium MYG Annuity 6 MVA <i>High Band</i>	A	90	250,000	10 yrs ↻	10% / 10%	06/01/2026		9.75	4.75	2.70	6 yrs ↻	5.57	0-80: 2.50+ 81-85: 1.25+ 86-90: 0.65+
AMERICAN NATIONAL INSURANCE CO. Palladium MYG MAX 6 MVA <i>Mid Band</i>	A	90	100,000	10 yrs ↻	0% / 0%	06/01/2026		9.75	4.75	2.70	6 yrs ↻	5.57	0-80: 2.50+ 81-85: 1.25+ 86-UP: 0.65+
AMERICAN NATIONAL INSURANCE CO. Palladium MYG MAX 6 MVA <i>Low Band</i>	A	90	5,000	10 yrs ↻	0% / 0%	06/01/2026		9.65	4.65	2.70	6 yrs ↻	5.47	0-80: 2.50+ 81-85: 1.25+ 86-UP: 0.65+
SAGICOR LIFE INSURANCE COMPANY Milestone Max MYGA 6 MVA <i>High Band</i>	A-	90	75,000	6 yrs ↻	0% / 10%	05/13/2026		5.45	5.45	1.15	6 yrs ↻	5.45	0-80: 2.25+ 81-85: 1.50+ 86-UP: 1.00+
AMERICAN NATIONAL INSURANCE CO. Palladium MYG Annuity 6 MVA <i>Mid Band</i>	A	90	100,000	10 yrs ↻	10% / 10%	06/01/2026		9.60	4.60	2.70	6 yrs ↻	5.42	0-80: 2.50+ 81-85: 1.25+ 86-90: 0.65+
SAGICOR LIFE INSURANCE COMPANY Milestone MYGA 6 CA <i>High Band</i>	A-	90	100,000	6 yrs ↻	0% / 10%	05/13/2026		5.40	5.40	1.15	6 yrs ↻	5.40	0-80: 2.25+ 81-85: 1.50+ 86-UP: 1.00+
AMERICAN NATIONAL INSURANCE CO. Palladium MYG Annuity 6 MVA <i>Low Band</i>	A	90	5,000	10 yrs ↻	10% / 10%	06/01/2026		9.50	4.50	2.70	6 yrs ↻	5.32	0-80: 2.50+ 81-85: 1.25+ 86-90: 0.65+
SAGICOR LIFE INSURANCE COMPANY Milestone Max MYGA 6 MVA <i>Low Band</i>	A-	90	25,000	6 yrs ↻	0% / 10%	05/13/2026		5.25	5.25	1.15	6 yrs ↻	5.25	0-80: 2.25+ 81-85: 1.50+ 86-UP: 1.00+
NASSAU LIFE AND ANNUITY COMPANY Nassau Simple Annuity 6 MVA	B++	85	10,000	6 yrs ↻	5% / 5%	06/01/2026		5.25	5.25	1.00	6 yrs ↻	5.25	0-80: 3.00+ 81-UP: 1.55+
CLEAR SPRING LIFE Preserve MYGA 6 MVA <i>High Band</i>	A-	90	100,000	6 yrs ↻	0% / 10%	06/01/2026		5.25	5.25	1.00	6 yrs ↻	5.25	0-80: 2.50+ 81-85: 1.88+ 86-UP: 1.25+
SAGICOR LIFE INSURANCE COMPANY Milestone MYGA 6 CA <i>Mid Band</i>	A-	90	50,000	6 yrs ↻	0% / 10%	05/13/2026		5.20	5.20	1.15	6 yrs ↻	5.20	0-80: 2.25+ 81-85: 1.50+ 86-UP: 1.00+

Sales Support & Licensing 800-373-9697

Carrier / Product Name	AM Best	Max Issue Age	Min Premium	SC Years	Free Withdrawal Yr 1 Yr 2+	Last Change	Premium Bonus	Current Rate	Base Rate	Min GTD Value	Years Rate GTD	GTD Yield Surrender	Commission
EQUITRUST LIFE INSURANCE COMPANY Certainty Select 6 MVA	B++	90	10,000	6 yrs ↻	Int / Int	03/10/2026		5.15	5.15	1.00	6 yrs ↻	5.15	0-80: 3.00+ 81-90: 2.25+
CLEAR SPRING LIFE Preserve MYGA 6 MVA <i>Low Band</i>	A-	90	5,000 QL 10,000 NQ	6 yrs ↻	0% / 10%	06/01/2026		4.95	4.95	1.00	6 yrs ↻	4.95	0-80: 2.50+ 81-85: 1.88+ 86-UP: 1.25+
SAGICOR LIFE INSURANCE COMPANY Milestone MYGA 6 CA <i>Low Band</i>	A-	90	15,000	6 yrs ↻	0% / 10%	05/13/2026		4.85	4.85	1.15	6 yrs ↻	4.85	0-80: 2.25+ 81-85: 1.50+ 86-UP: 1.00+
AMERICAN GENERAL LIFE INS. CO. American Pathway VisionMYG 6 MVA <i>High Band</i>	A	85	100,000	10 yrs ↻	0% / 15%	05/26/2026		4.65	4.65	0.25	6 yrs ↻	4.65	18-75: 2.00+ 76-85: 1.00+
WESTERN UNITED LIFE INS. CO.. Discovery 6	B++	84	25,000	6 yrs	15% / 15%	05/14/2026		4.60	4.60	1.00	6 yrs	4.60	See Notes
WESTERN UNITED LIFE INS. CO.. Discovery 6 CA	B++	84	25,000	6 yrs	15% / 15%	05/14/2026		4.60	4.60	1.00	6 yrs	4.60	See Notes
AMERICAN GENERAL LIFE INS. CO. American Pathway VisionMYG 6 MVA <i>Low Band</i>	A	85	25,000	10 yrs ↻	0% / 15%	05/26/2026		4.35	4.35	0.25	6 yrs ↻	4.35	18-75: 2.00+ 76-85: 1.00+
GUARANTY INCOME LIFE Guaranty Rate Lock 6 MVA <i>Mid Band</i>	A-	90	100,000	6 yrs ↻	0% / 5%	09/23/2025		4.10	4.10	0.50	6 yrs ↻	4.10	0-74: 2.75+ 75-UP: 1.38+
GUARANTY INCOME LIFE Guaranty Rate Lock 6 MVA <i>High Band</i>	A-	90	250,000	6 yrs ↻	0% / 5%	09/23/2025		4.10	4.10	0.50	6 yrs ↻	4.10	0-74: 2.75+ 75-UP: 1.38+
GUARANTY INCOME LIFE Guaranty Rate Lock 6 MVA <i>Low Band</i>	A-	90	10,000	6 yrs ↻	0% / 5%	09/23/2025		4.00	4.00	0.50	6 yrs ↻	4.00	0-74: 2.75+ 75-UP: 1.38+
Rate Guaranteed 7-Years													
OXFORD LIFE INSURANCE COMPANY Multi-Select 7 MVA	A	85	20,000	7 yrs ↻	Int / 10%	06/01/2026		5.55	5.55	1.00	7 yrs ↻	5.55	18-75: 2.50+ 76-80: 1.50+ 81-UP: 1.15+
AMERICAN NATIONAL INSURANCE CO. Palladium MYG MAX 7 MVA <i>High Band</i>	A	90	250,000	10 yrs ↻	0% / 0%	06/01/2026		5.55	5.55	2.70	7 yrs ↻	5.55	0-80: 2.75+ 81-85: 1.40+ 86-UP: 0.70+
ATHENE IA Athene Max Rate 7 MVA <i>High Band</i>	A+	83	100,000	7 yrs	Int / Int	05/29/2026		5.50	5.50	0.25	7 yrs	5.50	0-70: 2.50+ 71-75: 2.50+ 76-80: 2.25+ 81-UP: 1.30+

Carrier / Product Name	AM Best	Max Issue Age	Min Premium	SC Years	Free Withdrawal Yr 1 Yr 2+	Last Change	Premium Bonus	Current Rate	Base Rate	Min GTD Value	Years Rate GTD	GTD Yield Surrender	Commission
ATHENE IA Athene Max Rate 7 (state specific) MVA High Band	A+	83	100,000	7 yrs	Int / Int	05/29/2026		5.45	5.45	0.25	7 yrs	5.45	0-70: 2.50+ 71-75: 2.50+ 76-80: 2.25+ 81-UP: 1.30+
SAGICOR LIFE INSURANCE COMPANY Milestone Max MYGA 7 MVA High Band	A-	90	75,000	7 yrs	0% / 10%	05/13/2026		5.45	5.45	1.15	7 yrs	5.45	0-80: 2.30+ 81-85: 1.80+ 86-UP: 1.05+
AMERICAN NATIONAL INSURANCE CO. Palladium MYG Annuity 7 MVA High Band	A	90	250,000	10 yrs ↻	10% / 10%	06/01/2026		5.45	5.45	2.70	7 yrs ↻	5.45	0-80: 2.75+ 81-85: 1.40+ 86-90: 0.70+
SAGICOR LIFE INSURANCE COMPANY Milestone MYGA 7 CA High Band	A-	90	100,000	7 yrs	0% / 10%	05/13/2026		5.40	5.40	1.15	7 yrs	5.40	0-80: 2.30+ 81-85: 1.80+ 86-UP: 1.05+
AMERICAN NATIONAL INSURANCE CO. Palladium Match MYG Annuity 7 MVA High Band	A	90	250,000	7 yrs	10% / 10%	06/01/2026		5.40	5.40	2.70	7 yrs	5.40	0-80: 3.00+ 81-85: 1.50+ 86-UP: 0.75+
AMERICAN NATIONAL INSURANCE CO. Palladium MYG MAX 7 MVA Mid Band	A	90	100,000	10 yrs ↻	0% / 0%	06/01/2026		5.40	5.40	2.70	7 yrs ↻	5.40	0-80: 2.75+ 81-85: 1.40+ 86-UP: 0.70+
WESTERN UNITED LIFE INS. CO.. Navigator Ultra MVA 7 MVA	B++	75	10,000	7 yrs ↻	0% / 0%	05/14/2026		5.35	5.35	1.00	7 yrs ↻	5.35	See Notes
MUTUAL OF OMAHA Ultra Premier 7 MVA	A+	88	25,000	7 yrs ↻	10% / 10%	06/01/2026		5.35	5.35	0.05	7 yrs ↻	5.35	0-75: 3.00+ 76-80: 2.00+ 81-UP: 1.00+
SAGICOR LIFE INSURANCE COMPANY Milestone Max MYGA 7 MVA Low Band	A-	90	25,000	7 yrs	0% / 10%	05/13/2026		5.30	5.30	1.15	7 yrs	5.30	0-80: 2.30+ 81-85: 1.80+ 86-UP: 1.05+
NASSAU LIFE AND ANNUITY COMPANY Nassau MYAnnuity 7X 0% Free MVA	B++	85	10,000	7 yrs ↻	0% / 0%	06/01/2026		5.30	5.30	1.00	7 yrs ↻	5.30	0-80: 3.00+ 81-85: 1.55+
AMERICAN NATIONAL INSURANCE CO. Palladium MYG Annuity 7 MVA Mid Band	A	90	100,000	10 yrs ↻	10% / 10%	06/01/2026		5.30	5.30	2.70	7 yrs ↻	5.30	0-80: 2.75+ 81-85: 1.40+ 86-90: 0.70+
AMERICAN NATIONAL INSURANCE CO. Palladium MYG MAX 7 MVA Low Band	A	90	5,000	10 yrs ↻	0% / 0%	06/01/2026		5.30	5.30	2.70	7 yrs ↻	5.30	0-80: 2.75+ 81-85: 1.40+ 86-UP: 0.70+
SAGICOR LIFE INSURANCE COMPANY Milestone MYGA 7 CA Mid Band	A-	90	50,000	7 yrs	0% / 10%	05/13/2026		5.25	5.25	1.15	7 yrs	5.25	0-80: 2.30+ 81-85: 1.80+ 86-UP: 1.05+

Sales Support & Licensing 800-373-9697

Carrier / Product Name	AM Best	Max Issue Age	Min Premium	SC Years	Free Withdrawal Yr 1 Yr 2+	Last Change	Premium Bonus	Current Rate	Base Rate	Min GTD Value	Years Rate GTD	GTD Yield Surrender	Commission
AMERICAN NATIONAL INSURANCE CO. Palladium Match MYG Annuity 7 MVA Mid Band	A	90	100,000	7 yrs	10% / 10%	06/01/2026		5.25	5.25	2.70	7 yrs	5.25	0-80: 3.00+ 81-85: 1.50+ 86-UP: 0.75+
CLEAR SPRING LIFE Preserve MYGA 7 MVA High Band	A-	90	100,000	7 yrs 	0% / 10%	06/01/2026		5.25	5.25	1.00	7 yrs 	5.25	0-80: 2.50+ 81-85: 1.88+ 86-UP: 1.25+
ATHENE IA Athene Max Rate 7 MVA Low Band	A+	83	10,000	7 yrs	Int / Int	05/29/2026		5.20	5.20	0.25	7 yrs	5.20	0-70: 2.50+ 71-75: 2.50+ 76-80: 2.25+ 81-UP: 1.30+
WESTERN UNITED LIFE INS. CO.. Navigator Elite MVA 7 MVA	B++	84	10,000	7 yrs 	10% / 10%	05/14/2026		5.20	5.20	1.00	7 yrs 	5.20	See Notes
AMERICAN NATIONAL INSURANCE CO. Palladium MYG Annuity 7 MVA Low Band	A	90	5,000	10 yrs 	10% / 10%	06/01/2026		5.20	5.20	2.70	7 yrs 	5.20	0-80: 2.75+ 81-85: 1.40+ 86-90: 0.70+
ATHENE IA Athene Max Rate 7 (state specific) MVA Low Band	A+	83	10,000	7 yrs	Int / Int	05/29/2026		5.15	5.15	0.25	7 yrs	5.15	0-70: 2.50+ 71-75: 2.50+ 76-80: 2.25+ 81-UP: 1.30+
AMERICAN NATIONAL INSURANCE CO. Palladium Match MYG Annuity 7 MVA Low Band	A	90	5,000	7 yrs	10% / 10%	06/01/2026		5.15	5.15	2.70	7 yrs	5.15	0-80: 3.00+ 81-85: 1.50+ 86-UP: 0.75+
NASSAU LIFE AND ANNUITY COMPANY Nassau MYAnnuity 7X 10% Free MVA	B++	85	10,000	7 yrs 	10% / 10%	06/01/2026		5.10	5.10	1.00	7 yrs 	5.10	0-80: 3.00+ 81-85: 1.55+
MUTUAL OF OMAHA Ultra - Secure Plus 7 MVA, ROP High Band	A+	88	50,000	7 yrs 	10% / 10%	06/01/2026		5.00	5.00	0.25	7 yrs 	5.00	0-75: 4.00+ 76-80: 3.00+ 81-UP: 2.00+
THE STANDARD Focused Growth Annuity 7 MVA High Band	A	90	100,000	7 yrs 	Int / Int	06/01/2026		4.95	4.95	0.10	7 yrs 	4.95	0-80: 2.00+ 81-85: 1.00+ 86-90: 0.77+
CLEAR SPRING LIFE Preserve MYGA 7 MVA Low Band	A-	90	5,000 QL 10,000 NQ	7 yrs 	0% / 10%	06/01/2026		4.95	4.95	1.00	7 yrs 	4.95	0-80: 2.50+ 81-85: 1.88+ 86-UP: 1.25+
SAGICOR LIFE INSURANCE COMPANY Milestone MYGA 7 CA Low Band	A-	90	15,000	7 yrs	0% / 10%	05/13/2026		4.90	4.90	1.15	7 yrs	4.90	0-80: 2.30+ 81-85: 1.80+ 86-UP: 1.05+
THE STANDARD Multi-Choice 7 MVA High Band	A	90	100,000	7 yrs 	0% / 0%	06/01/2026		4.90	4.90	0.10	7 yrs 	4.90	0-80: 3.50+ 81-85: 1.75+ 86-92: 1.50+

Sales Support & Licensing 800-373-9697

Carrier / Product Name	AM Best	Max Issue Age	Min Premium	SC Years	Free Withdrawal Yr 1 Yr 2+	Last Change	Premium Bonus	Current Rate	Base Rate	Min GTD Value	Years Rate GTD	GTD Yield Surrender	Commission
THE STANDARD Multi-Choice 7 Interest Only Withdrawals MVA <i>High Band</i>	A	90	100,000	7 yrs	Int / Int	06/01/2026		4.85	4.85	0.10	7 yrs	4.85	0-80: 3.50+ 81-85: 1.75+ 86-92: 1.50+
MUTUAL OF OMAHA Ultra - Secure Plus 7 MVA, ROP <i>Low Band</i>	A+	88	5,000	7 yrs	10% / 10%	06/01/2026		4.85	4.85	0.25	7 yrs	4.85	0-75: 4.00+ 76-80: 3.00+ 81-UP: 2.00+
WESTERN UNITED LIFE INS. CO.. Discovery Plus 7	B++	84	10,000	7 yrs	Int / Int	05/14/2026		4.80	4.80	1.00	7 yrs	4.80	See Notes
GUARANTY INCOME LIFE Guaranty Rate Lock 7 MVA <i>Mid Band</i>	A-	90	100,000	7 yrs	0% / 5%	09/23/2025		4.80	4.80	0.50	7 yrs	4.80	0-74: 3.00+ 75-UP: 1.50+
GUARANTY INCOME LIFE Guaranty Rate Lock 7 MVA <i>High Band</i>	A-	90	250,000	7 yrs	0% / 5%	09/23/2025		4.80	4.80	0.50	7 yrs	4.80	0-74: 3.00+ 75-UP: 1.50+
THE STANDARD Multi-Choice 7 10% Withdrawal Provision MVA <i>High Band</i>	A	90	100,000	7 yrs	0% / 10%	06/01/2026		4.80	4.80	0.10	7 yrs	4.80	0-80: 3.50+ 81-85: 1.75+ 86-91: 1.50+
GUARANTY INCOME LIFE Guaranty Rate Lock 7 MVA <i>Low Band</i>	A-	90	10,000	7 yrs	0% / 5%	09/23/2025		4.70	4.70	0.50	7 yrs	4.70	0-74: 3.00+ 75-UP: 1.50+
THE STANDARD Multi-Choice 7 10% Withdrawal Provision ROP MVA, ROP <i>High Band</i>	A	90	100,000	7 yrs	0% / 10%	06/01/2026		4.70	4.70	0.10	7 yrs	4.70	0-80: 3.50+ 81-85: 1.75+ 86-91: 1.50+
NATIONWIDE LIFE INSURANCE CO. Secure Growth 7 MVA MVA <i>High Band</i>	A+	Owner: Any Age Annuitant: 90	100,000	7 yrs	10% / 10%	06/01/2026		4.70	4.70	0.50	7 yrs	4.70	0-80: 3.00+ 81-85: 1.50+ 86-90: 0.75+
MASSMUTUAL ASCEND LIFE INS. CO. SecureGain 7 2025 MVA <i>High Band</i>	A++	88	100,000	7 yrs	10% / 10%	03/23/2026		4.70	4.70	0.25	7 yrs	4.70	0-80: 3.50+ 81-UP: 1.50+
AMERICAN GENERAL LIFE INS. CO. American Pathway VisionMYG 7 MVA <i>High Band</i>	A	85	100,000	10 yrs	0% / 15%	05/26/2026		4.65	4.65	0.25	7 yrs	4.65	18-75: 2.50+ 76-85: 1.25+
WESTERN UNITED LIFE INS. CO.. Discovery 7	B++	84	10,000	7 yrs	15% / 15%	05/14/2026		4.65	4.65	1.00	7 yrs	4.65	See Notes
WESTERN UNITED LIFE INS. CO.. Discovery 7 CA	B++	84	10,000	7 yrs	15% / 15%	05/14/2026		4.65	4.65	1.00	7 yrs	4.65	See Notes
THE STANDARD Focused Growth Annuity 7 MVA <i>Low Band</i>	A	90	15,000	7 yrs	Int / Int	06/01/2026		4.65	4.65	0.10	7 yrs	4.65	0-80: 2.00+ 81-85: 1.00+ 86-90: 0.77+
THE STANDARD Multi-Choice 7 MVA <i>Low Band</i>	A	90	15,000	7 yrs	0% / 0%	06/01/2026		4.60	4.60	0.10	7 yrs	4.60	0-80: 3.50+ 81-85: 1.75+ 86-92: 1.50+

Sales Support & Licensing 800-373-9697

Carrier / Product Name	AM Best	Max Issue Age	Min Premium	SC Years	Free Withdrawal Yr 1 Yr 2+	Last Change	Premium Bonus	Current Rate	Base Rate	Min GTD Value	Years Rate GTD	GTD Yield Surrender	Commission
THE STANDARD Multi-Choice 7 Interest Only Withdrawals MVA <i>Low Band</i>	A	90	15,000	7 yrs	Int / Int	06/01/2026		4.55	4.55	0.10	7 yrs	4.55	0-80: 3.50+ 81-85: 1.75+ 86-92: 1.50+
WESTERN UNITED LIFE INS. CO.. Future Select 7 ROP	B++	84	10,000	7 yrs	15% / 15%	05/14/2026		4.50	4.50	1.00	7 yrs	4.50	See Notes
WESTERN UNITED LIFE INS. CO.. Future Select 7 CA ROP	B++	84	10,000	7 yrs	15% / 15%	05/14/2026		4.50	4.50	1.00	7 yrs	4.50	See Notes
THE STANDARD Multi-Choice 7 10% Withdrawal Provision <i>MVA Low Band</i>	A	90	15,000	7 yrs	0% / 10%	06/01/2026		4.50	4.50	0.10	7 yrs	4.50	0-80: 3.50+ 81-85: 1.75+ 86-91: 1.50+
NATIONWIDE LIFE INSURANCE CO. Secure Growth 7 MVA <i>MVA Low Band</i>	A+	Owner: Any Age Annuitant: 90	10,000	7 yrs	10% / 10%	06/01/2026		4.45	4.45	0.50	7 yrs	4.45	0-80: 3.00+ 81-85: 1.50+ 86-90: 0.75+
AMERICAN GENERAL LIFE INS. CO. American Pathway VisionMYG 7 MVA <i>Low Band</i>	A	85	25,000	10 yrs	0% / 15%	05/26/2026		4.40	4.40	0.25	7 yrs	4.40	18-75: 2.50+ 76-85: 1.25+
THE STANDARD Multi-Choice 7 10% Withdrawal Provision ROP MVA, ROP <i>Low Band</i>	A	90	15,000	7 yrs	0% / 10%	06/01/2026		4.40	4.40	0.10	7 yrs	4.40	0-80: 3.50+ 81-85: 1.75+ 86-91: 1.50+
MASSMUTUAL ASCEND LIFE INS. CO. SecureGain 7 2025 MVA <i>Low Band</i>	A++	88	25,000	7 yrs	10% / 10%	03/23/2026		4.40	4.40	0.25	7 yrs	4.40	0-80: 3.50+ 81-UP: 1.50+
Rate Guaranteed 8-Years													
OXFORD LIFE INSURANCE COMPANY Multi-Select 8 MVA	A	85	20,000	8 yrs	Int / 10%	06/01/2026		5.35	5.35	1.00	8 yrs	5.35	18-75: 1.45+ 76-80: 0.90+ 81-UP: 0.60+
AMERICAN NATIONAL INSURANCE CO. Palladium MYG Annuity 8 MVA <i>High Band</i>	A	90	250,000	10 yrs	10% / 10%	06/01/2026		5.30	5.30	2.70	8 yrs	5.30	0-80: 2.85+ 81-85: 1.45+ 86-90: 0.70+
CLEAR SPRING LIFE Preserve MYGA 8 MVA <i>High Band</i>	A-	90	100,000	8 yrs	0% / 10%	06/01/2026		5.25	5.25	1.00	8 yrs	5.25	0-80: 2.50+ 81-85: 1.88+ 86-UP: 1.25+
EQUITRUST LIFE INSURANCE COMPANY Certainty Select 8 MVA	B++	90	10,000	8 yrs	Int / Int	03/10/2026		5.20	5.20	1.00	8 yrs	5.20	0-80: 3.00+ 81-90: 2.25+
AMERICAN NATIONAL INSURANCE CO. Palladium MYG Annuity 8 MVA <i>Mid Band</i>	A	90	100,000	10 yrs	10% / 10%	06/01/2026		5.15	5.15	2.70	8 yrs	5.15	0-80: 2.85+ 81-85: 1.45+ 86-90: 0.70+

Sales Support & Licensing 800-373-9697

Carrier / Product Name	AM Best	Max Issue Age	Min Premium	SC Years	Free Withdrawal Yr 1 Yr 2+	Last Change	Premium Bonus	Current Rate	Base Rate	Min GTD Value	Years Rate GTD	GTD Yield Surrender	Commission
AMERICAN NATIONAL INSURANCE CO. Palladium MYG Annuity 8 MVA Low Band	A	90	5,000	10 yrs ↻	10% / 10%	06/01/2026		5.05	5.05	2.70	8 yrs ↻	5.05	0-80: 2.85+ 81-85: 1.45+ 86-90: 0.70+
CLEAR SPRING LIFE Preserve MYGA 8 MVA Low Band	A-	90	5,000 QL 10,000 NQ	8 yrs ↻	0% / 10%	06/01/2026		4.95	4.95	1.00	8 yrs ↻	4.95	0-80: 2.50+ 81-85: 1.88+ 86-UP: 1.25+
GUARANTY INCOME LIFE Guaranty Rate Lock 8 MVA Mid Band	A-	90	100,000	8 yrs ↻	0% / 5%	09/23/2025		4.10	4.10	0.50	8 yrs ↻	4.10	0-74: 3.00+ 75-UP: 1.50+
GUARANTY INCOME LIFE Guaranty Rate Lock 8 MVA High Band	A-	90	250,000	8 yrs ↻	0% / 5%	09/23/2025		4.10	4.10	0.50	8 yrs ↻	4.10	0-74: 3.00+ 75-UP: 1.50+
GUARANTY INCOME LIFE Guaranty Rate Lock 8 MVA Low Band	A-	90	10,000	8 yrs ↻	0% / 5%	09/23/2025		4.00	4.00	0.50	8 yrs ↻	4.00	0-74: 3.00+ 75-UP: 1.50+
Rate Guaranteed 9-Years													
ROYAL NEIGHBORS OF AMERICA MYGA 9 Year CA High Band	A	85	100,000	9 yrs ↻	Int / Int	05/08/2026 ↻ 06/03/2026		5.30 5.45	+0.15 5.30 ↑ 5.45	2.40	9 yrs ↻	5.30 5.45	18-75: 2.25+ 76-85: 2.00+
AMERICAN NATIONAL INSURANCE CO. Palladium MYG Annuity 9 MVA High Band	A	90	250,000	10 yrs ↻	10% / 10%	06/01/2026		5.30	5.30	2.70	9 yrs ↻	5.30	0-80: 2.85+ 81-85: 1.45+ 86-90: 0.70+
OXFORD LIFE INSURANCE COMPANY Multi-Select 9 MVA	A	85	20,000	9 yrs ↻	Int / 10%	06/01/2026		5.25	5.25	1.00	9 yrs ↻	5.25	0-75: 2.75+ 76-80: 1.75+ 81-UP: 1.20+
CLEAR SPRING LIFE Preserve MYGA 9 MVA High Band	A-	90	100,000	9 yrs ↻	0% / 10%	06/01/2026		5.25	5.25	1.00	9 yrs ↻	5.25	0-80: 2.50+ 81-85: 1.88+ 86-UP: 1.25+
AMERICAN NATIONAL INSURANCE CO. Palladium MYG Annuity 9 MVA Mid Band	A	90	100,000	10 yrs ↻	10% / 10%	06/01/2026		5.15	5.15	2.70	9 yrs ↻	5.15	0-80: 2.85+ 81-85: 1.45+ 86-90: 0.70+
ROYAL NEIGHBORS OF AMERICA MYGA 9 Year CA Low Band	A	85	10,000	9 yrs ↻	Int / Int	05/08/2026 ↻ 06/03/2026		5.10 5.25	+0.15 5.10 ↑ 5.25	2.40	9 yrs ↻	5.10 5.25	18-75: 2.25+ 76-85: 2.00+
AMERICAN NATIONAL INSURANCE CO. Palladium MYG Annuity 9 MVA Low Band	A	90	5,000	10 yrs ↻	10% / 10%	06/01/2026		5.05	5.05	2.70	9 yrs ↻	5.05	0-80: 2.85+ 81-85: 1.45+ 86-90: 0.70+
CLEAR SPRING LIFE Preserve MYGA 9 MVA Low Band	A-	90	5,000 QL 10,000 NQ	9 yrs ↻	0% / 10%	06/01/2026		4.95	4.95	1.00	9 yrs ↻	4.95	0-80: 2.50+ 81-85: 1.88+ 86-UP: 1.25+

Sales Support & Licensing 800-373-9697

Carrier / Product Name	AM Best	Max Issue Age	Min Premium	SC Years	Free Withdrawal Yr 1 Yr 2+	Last Change	Premium Bonus	Current Rate	Base Rate	Min GTD Value	Years Rate GTD	GTD Yield Surrender	Commission
GUARANTY INCOME LIFE Guaranty Rate Lock 9 MVA <i>Mid Band</i>	A-	90	100,000	9 yrs ↻	0% / 5%	09/23/2025		4.10	4.10	0.50	9 yrs ↻	4.10	0-74: 3.25+ 75-UP: 1.63+
GUARANTY INCOME LIFE Guaranty Rate Lock 9 MVA <i>High Band</i>	A-	90	250,000	9 yrs ↻	0% / 5%	09/23/2025		4.10	4.10	0.50	9 yrs ↻	4.10	0-74: 3.25+ 75-UP: 1.63+
GUARANTY INCOME LIFE Guaranty Rate Lock 9 MVA <i>Low Band</i>	A-	90	10,000	9 yrs ↻	0% / 5%	09/23/2025		4.00	4.00	0.50	9 yrs ↻	4.00	0-74: 3.25+ 75-UP: 1.63+
Rate Guaranteed 10-Years													
ROYAL NEIGHBORS OF AMERICA MYGA 10 Year MVA <i>High Band</i>	A	85	100,000	10 yrs ↻	Int / Int	05/08/2026 ↻ 06/03/2026		5.50 5.65	+0.15 5.50 ↑ 5.65	2.40	10 yrs ↻	5.50 5.65	18-75: 2.25+ 76-85: 2.00+
AMERICAN NATIONAL INSURANCE CO. Palladium MYG MAX 10 MVA <i>High Band</i>	A	90	250,000	10 yrs	0% / 0%	06/01/2026		5.45	5.45	2.70	10 yrs	5.45	0-80: 3.00+ 81-85: 1.50+ 86-UP: 0.75+
OXFORD LIFE INSURANCE COMPANY Multi-Select 10 MVA	A	85	20,000	10 yrs ↻	Int / 10%	06/01/2026		5.35	5.35	1.00	10 yrs ↻	5.35	18-75: 3.00+ 76-80: 2.00+ 81-UP: 1.50+
EQUITRUST LIFE INSURANCE COMPANY Certainty Select 10 MVA	B++	90	10,000	10 yrs ↻	Int / Int	03/10/2026		5.30	5.30	1.00	10 yrs ↻	5.30	0-80: 3.00+ 81-90: 2.25+
ROYAL NEIGHBORS OF AMERICA MYGA 10 Year MVA <i>Low Band</i>	A	85	10,000	10 yrs ↻	Int / Int	05/08/2026 ↻ 06/03/2026		5.30 5.45	+0.15 5.30 ↑ 5.45	2.40	10 yrs ↻	5.30 5.45	18-75: 2.25+ 76-85: 2.00+
AMERICAN NATIONAL INSURANCE CO. Palladium MYG Annuity 10 MVA <i>High Band</i>	A	90	250,000	10 yrs	10% / 10%	06/01/2026		5.30	5.30	2.70	10 yrs	5.30	0-80: 3.00+ 81-85: 1.50+ 86-90: 0.75+
AMERICAN NATIONAL INSURANCE CO. Palladium MYG MAX 10 MVA <i>Mid Band</i>	A	90	100,000	10 yrs	0% / 0%	06/01/2026		5.30	5.30	2.70	10 yrs	5.30	0-80: 3.00+ 81-85: 1.50+ 86-UP: 0.75+
CLEAR SPRING LIFE Preserve MYGA 10 MVA <i>High Band</i>	A-	90	100,000	10 yrs ↻	0% / 10%	06/01/2026		5.25	5.25	1.00	10 yrs ↻	5.25	0-80: 3.00+ 81-85: 2.25+ 86-90: 1.50+
AMERICAN NATIONAL INSURANCE CO. Palladium MYG MAX 10 MVA <i>Low Band</i>	A	90	5,000	10 yrs	0% / 0%	06/01/2026		5.20	5.20	2.70	10 yrs	5.20	0-80: 3.00+ 81-85: 1.50+ 86-UP: 0.75+
AMERICAN NATIONAL INSURANCE CO. Palladium MYG Annuity 10 MVA <i>Mid Band</i>	A	90	100,000	10 yrs	10% / 10%	06/01/2026		5.15	5.15	2.70	10 yrs	5.15	0-80: 3.00+ 81-85: 1.50+ 86-90: 0.75+



Sales Support & Licensing 800-373-9697

Carrier / Product Name	AM Best	Max Issue Age	Min Premium	SC Years	Free Withdrawal Yr 1 Yr 2+	Last Change	Premium Bonus	Current Rate	Base Rate	Min GTD Value	Years Rate GTD	GTD Yield Surrender	Commission
AMERICAN NATIONAL INSURANCE CO. Palladium MYG Annuity 10 MVA <i>Low Band</i>	A	90	5,000	10 yrs	10% / 10%	06/01/2026		5.05	5.05	2.70	10 yrs	5.05	0-80: 3.00+ 81-85: 1.50+ 86-90: 0.75+
AMERICAN GENERAL LIFE INS. CO. American Pathway VisionMYG 10 MVA <i>High Band</i>	A	85	100,000	10 yrs	0% / 15%	05/26/2026		5.00	5.00	0.25	10 yrs	5.00	18-75: 2.50+ 76-85: 1.25+
CLEAR SPRING LIFE Preserve MYGA 10 MVA <i>Low Band</i>	A-	90	5,000 QL 10,000 NQ	10 yrs ↻	0% / 10%	06/01/2026		4.95	4.95	1.00	10 yrs ↻	4.95	0-80: 3.00+ 81-85: 2.25+ 86-90: 1.50+
THE STANDARD Focused Growth Annuity 10 MVA <i>High Band</i>	A	80	100,000	10 yrs ↻	Int / Int	06/01/2026		4.65	4.65	0.10	10 yrs ↻	4.65	0-80: 3.00+
AMERICAN GENERAL LIFE INS. CO. American Pathway VisionMYG 10 MVA <i>Low Band</i>	A	85	25,000	10 yrs	0% / 15%	05/26/2026		4.40	4.40	0.25	10 yrs	4.40	18-75: 2.50+ 76-85: 1.25+
THE STANDARD Focused Growth Annuity 10 MVA <i>Low Band</i>	A	80	15,000	10 yrs ↻	Int / Int	06/01/2026		4.35	4.35	0.10	10 yrs ↻	4.35	0-80: 3.00+
GUARANTY INCOME LIFE Guaranty Rate Lock 10 MVA <i>Mid Band</i>	A-	90	100,000	10 yrs ↻	0% / 5%	09/23/2025		4.10	4.10	0.50	10 yrs ↻	4.10	0-74: 3.25+ 75-UP: 1.63+
GUARANTY INCOME LIFE Guaranty Rate Lock 10 MVA <i>High Band</i>	A-	90	250,000	10 yrs ↻	0% / 5%	09/23/2025		4.10	4.10	0.50	10 yrs ↻	4.10	0-74: 3.25+ 75-UP: 1.63+
GUARANTY INCOME LIFE Guaranty Rate Lock 10 MVA <i>Low Band</i>	A-	90	10,000	10 yrs ↻	0% / 5%	09/23/2025		4.00	4.00	0.50	10 yrs ↻	4.00	0-74: 3.25+ 75-UP: 1.63+
AMERICAN GENERAL LIFE INS. CO. Assured Edge Income Achiever MVA	A	80	25,000	10 yrs	10% / 10%	06/01/2026		2.00	2.00	1.00	10 yrs	2.00	50-80: 5.00+