


RANCH RIDING WALK/TROT PATTERN







PATTERN 1

To be used for Walk/Trot 10 & Under and 11 & Over

The drawn description of this pattern is only intended for the general depiction of the pattern. Exhibitors should utilize the arena to best exhibit their horses.



1. Extended trot.
2. Trot.
3. Walk.
4. Walk over poles.
5. Execute a 360-degree turn right.
6. Trot.
7. Extended trot.
8. Walk.
9. Stop.
10. Back.

| | |
|---|---------------|
|  | Stop / Halt |
|  | Extended Trot |
|  | Trot |
|  | Walk |
|  | Back |
|  | Log |