



# PINNACLE — ANALYTICS —

## Potency Results

**Sample Name:** Northern Lights  
**Motavation Dispensary LLC**  
**Client Batch ID:** 1.5g THCA Pre-roll

Pinnacle-Analytics.com  
613 Market St.  
Medford OR 97504  
P:(541)300-8217

**Sample ID:** rC-H-638-F2302

Date Sampled: 11/18/2025

**Matrix:** Flower

Date Reported: 11/24/2025

**Prep Analyst:** Jeff A.

Client License: None

**Analysis Method:** 0711014 H3 9-12-2025 #1.lcm

For R&D Purposes Only

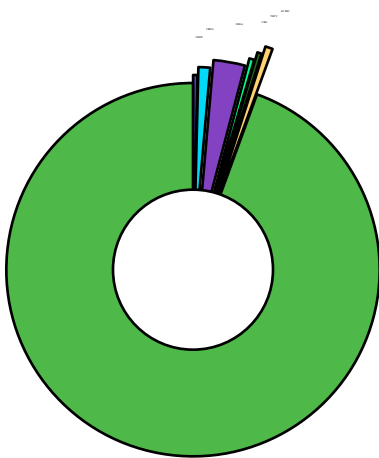
**Sampling Method:** N/A

**Reference Method:** JCB 2009: HPLC/DAD

**Analysis Batch:** 11-20-2025 H3 355, 430, 636, 638 Flower

**Total THC** (THCA\*0.877+d9-THC) **27.9%**  
**Total CBD** (CBDA\*0.877+CBD) **0.297%**  
**Moisture Content** **10.5%**

| Cannabinoid               | % Weight     | mg/g         |
|---------------------------|--------------|--------------|
| CBDV                      | 0.128        | 1.28         |
| CBDA                      | 0.339        | 3.39         |
| CBGA                      | 0.912        | 9.12         |
| CBG                       | 0.145        | 1.45         |
| CBD                       | <LOQ         | <LOQ         |
| THCV                      | 0.126        | 1.26         |
| CBN                       | <LOQ         | <LOQ         |
| d9-THC                    | 0.214        | 2.14         |
| d8-THC                    | <LOQ         | <LOQ         |
| CBC                       | <LOQ         | <LOQ         |
| THCA                      | 31.6         | 316.0        |
| <b>Total Cannabinoids</b> | <b>33.46</b> | <b>335.0</b> |




\*ORELAP Accredited Analyte

Limit Of Quantitation: 0.1%, analyte not measured

- CBDV
- CBDA
- CBGA
- CBG
- THCv
- d9-THC
- THCA



These test results may not be altered or reproduced except in full without the permission of Pinnacle Analytics. These results were generated following the Oregon Administrative Rules and in accordance with the NELAP Institute under ORELAP License #4152  
Report generated by flex\_potency\_rev2.3

  
Kris Ford, PhD  
Lab Director



# PINNACLE

— ANALYTICS —

## Quality Control Results

**Analyst:** Jeff A.

**Analysis Batch:** 11-20-2025 H3 355, 430, 636, 638 Flower

Pinnacle-Analytics.com  
613 Market St.  
Medford OR 97504  
P:(541)300-8217

|               | Duplicate RPD |       | LCS % Recovery |         | Method Blank |       |
|---------------|---------------|-------|----------------|---------|--------------|-------|
|               | H-0-F2330-b   | Limit | C-FL-112025    | Limits  | C-FB-112025  | Limit |
| <b>CBDA</b>   | 8.34%         | 10%   | 101%           | 90-110% | <LOQ/2       | LOQ/2 |
| <b>CBD</b>    | N/A%          | 10%   | 107%           | 90-110% | <LOQ/2       | LOQ/2 |
| <b>d9-THC</b> | 1.01%         | 10%   | 95%            | 90-110% | <LOQ/2       | LOQ/2 |
| <b>d8-THC</b> | N/A%          | 10%   | 104%           | 90-110% | <LOQ/2       | LOQ/2 |
| <b>THCA</b>   | 2.18%         | 10%   | 95.7%          | 90-110% | <LOQ/2       | LOQ/2 |


RPD: Relative Percent Difference between unknown sample and its duplicate

LCS: Laboratory Control Sample with known concentration

Case Comments: There were no divergences from ordinary Quality Control procedures or SOPs.



These test results may not be altered or reproduced except in full without the permission of Pinnacle Analytics. These results were generated following the Oregon Administrative Rules and in accordance with the NELAP Institute under ORELAP License #4152  
Report generated by flex\_potency\_rev2.3

  
Kris Ford, PhD  
Lab Director