

How to?

user guide



- 2 Fast Guide
- 3 Product Choices
- 4 Design & Colors
- 5 Add Graphics
- 6 Names & Numbers
- 7 Save, Share & Collaborate
- 8 Finalize Order

- 9 Design To Production
- 10 Custom Outerwear
- 11 Custom Balls
- 12 Accessories
- 13 Unique Designs

- 14 Sizing Guides

HOW TO USE ID?

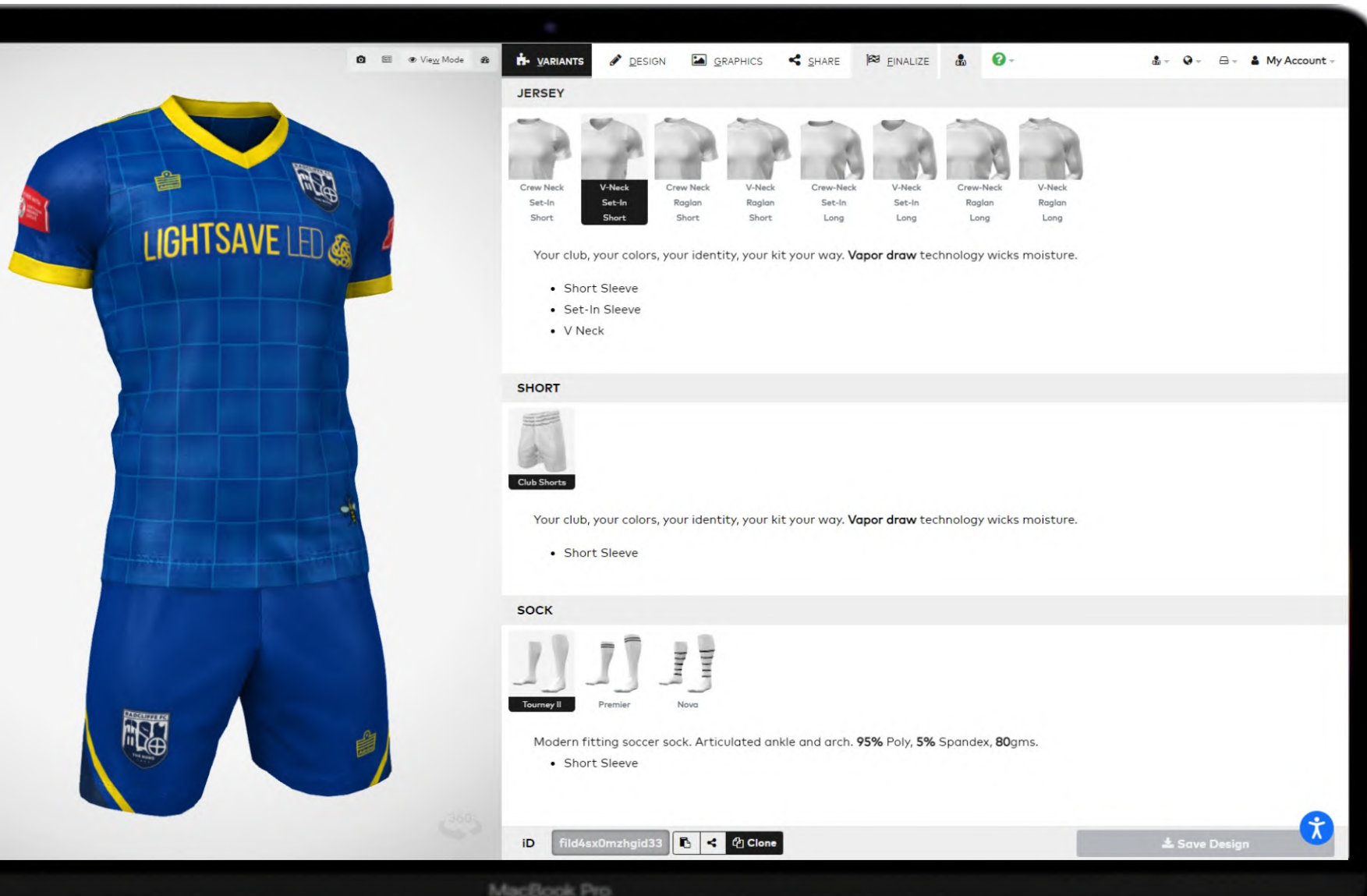


- website** www.admiralsports.com.au/admiralid
- product** Men's or women's kit, jersey, short, ball, face mask, neck gaiter, hoodies, jackets and more.
- style** Short or long sleeve, crew or v-neck. set-in or raglan.
PRO TIP Use the default views button to the bottom left of the avatar, or use your mouse to rotate and visualize from any angle.
- design** Choose your perfect jersey and short design.
- colors** Select your primary, second and third colors. Choose collar and sleeve trim colors.
PRO TIP By default you can select from around 21 base color. Use "ALL" button to gain access to hundreds of other of pantone colors.
- graphics** Add your logos, numbers, names and graphics. Use the **Add Graphic** button.
- roster** Enter roster details directly or use the excel template.
save You can revise your designs, share them, or create new versions
PRO TIP Use the "clone" button to duplicate your design and use as base for a new variation (like home/away)
- order** Complete contact/order form to finalize your order. A representative will contact you to finalize details.
Contact: hello@admiralsports.com.au
- snapshots** take snapshots of your design to use in social media, emails and marketing ads.
- share** With your colleagues and your local sales representative.

FAST GUIDE

PRODUCT CHOICES

Short or long sleeve, crew or v-neck, set-in or raglan sleeve, short & sock.
Each product has its own set of variations.



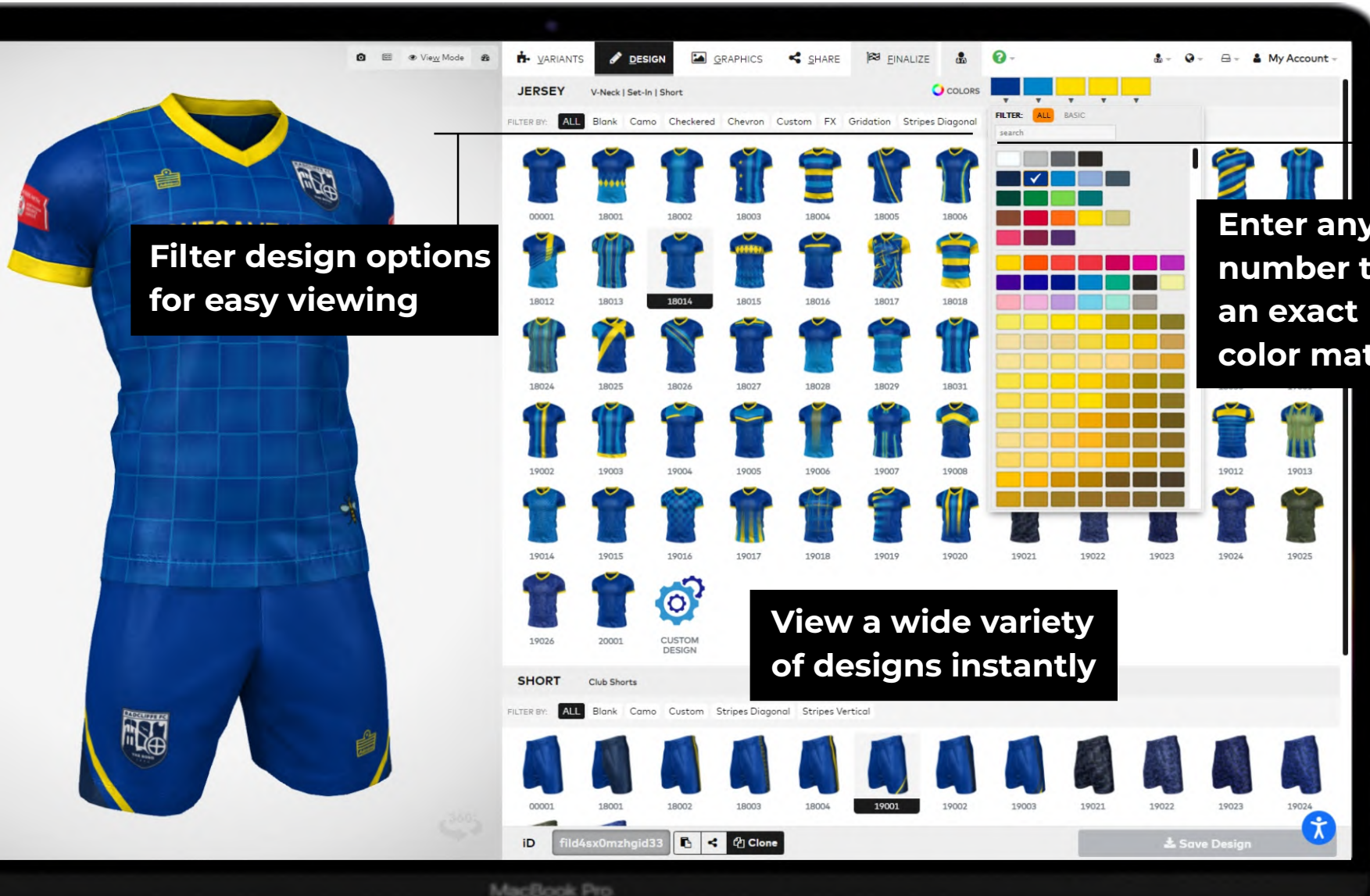
STEP 1

DESIGN & COLORS

Your first, second & third colors, as well as your collar and sleeve trim colors.

There are 21 basic colors to select.

You can also click on "all" to see hundreds of additional Pantone color options.



Filter design options for easy viewing

Enter any Pantone number to have an exact color match

View a wide variety of designs instantly

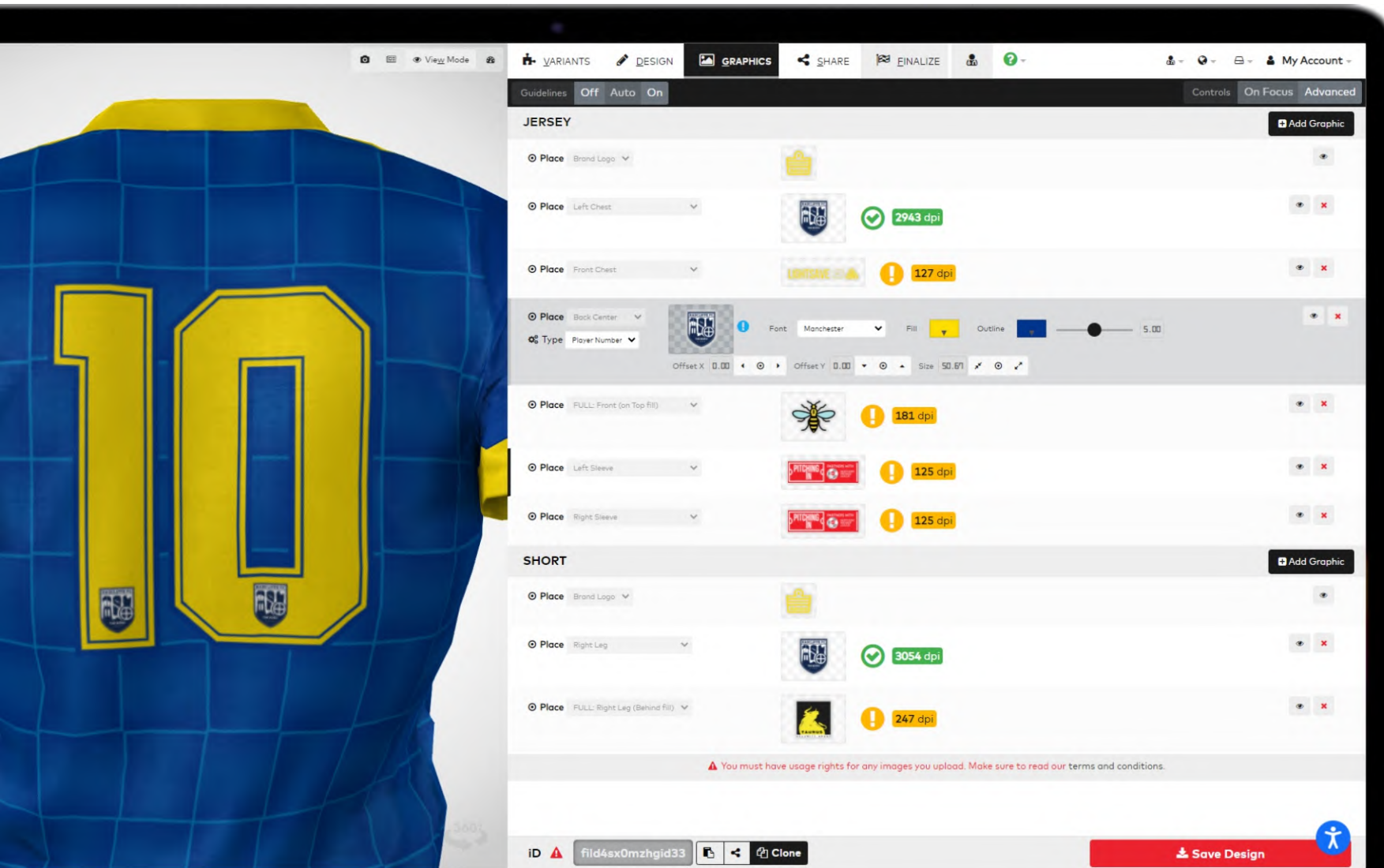
STEP 2

Admiral



ADD GRAPHICS

Images, logos, names & numbers.



STEP 3

ADD NAMES & NUMBERS

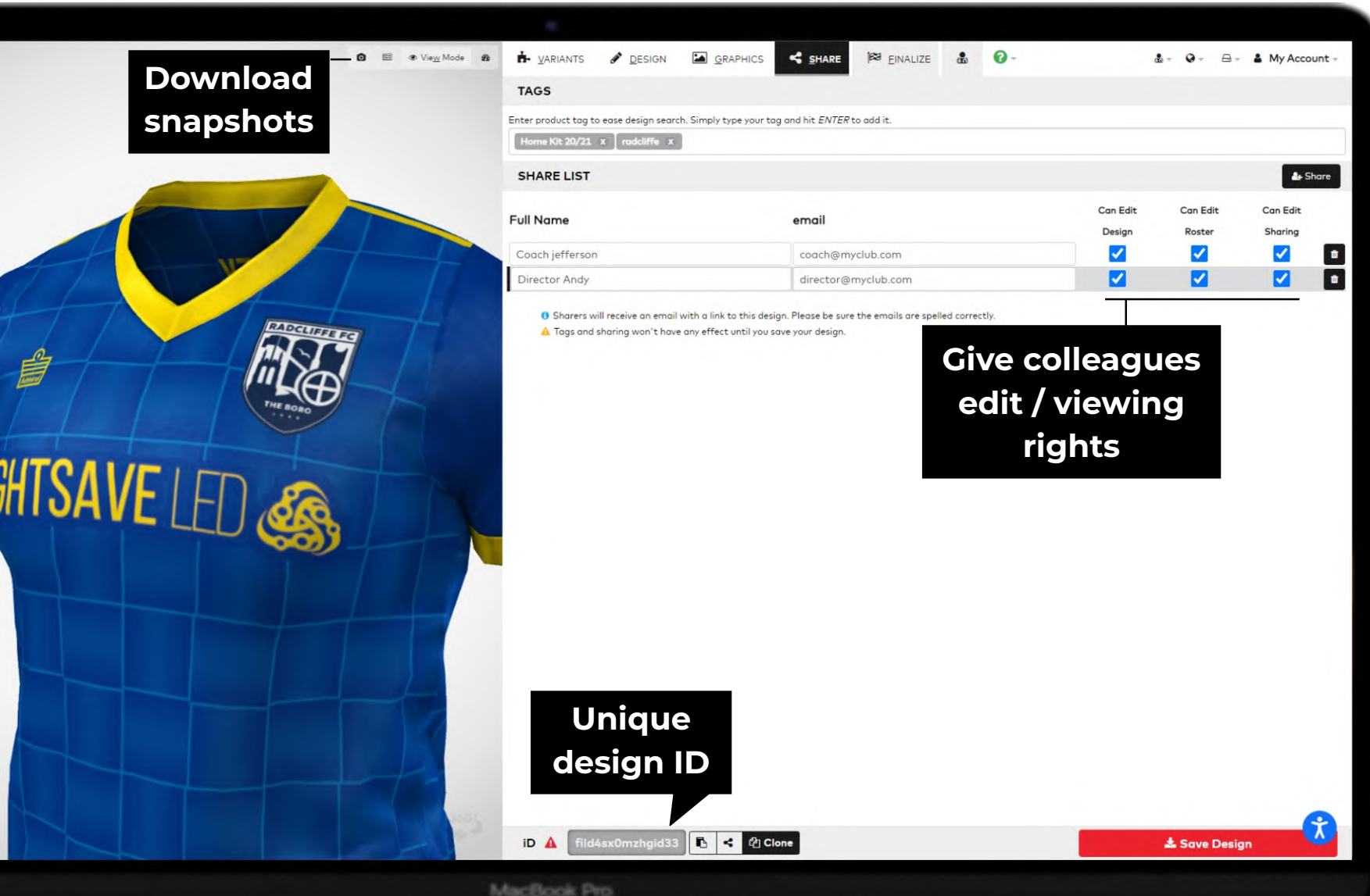
Download the roster template and upload the completed form into iD

	Team Name	Player Full Name	Player's email	Player Number (graphics)	Player Name (graphics)	Jersey Size	Short Size	Sock Size
1								
2				2	HANLEY	AM	AM	Adul
3				3	HILTON	AM	AM	Adult
4						AXL	AL	Adult
5						AL	AL	Adult
6						AL	AL	Adult
7						AM	AM	Adult
8						AL	AL	Adult
9				10		AM	AM	Adult
10				11		AM	AM	Adult
11				12		AM	AM	Adult
12				14		AM	AM	Adult
13				15		AL	AL	Adult
14				16		AL	AL	Adult
15				17		AL	AL	Adult
16				18		AXL	AXL	Adult
17						AM	AM	Adult
18						AL	AL	Adult
19						AXL	AXL	Adult
20						AS	AM	Adult

STEP 4

SAVE, SHARE & COLLABORATE

Once you save your design, you can log-in anytime to revisit it, or share your design.



STEP 5

FINALIZE YOUR ORDER

Send in your order for the sales team to follow up.

The screenshot shows the Admiral software interface for finalizing an order. The top navigation bar includes 'VARIANTS', 'DESIGN', 'GRAPHICS', 'SHARE', 'FINALIZE', and 'My Account'. The main content area is titled 'CONTACT / ORDER' and contains the following sections:

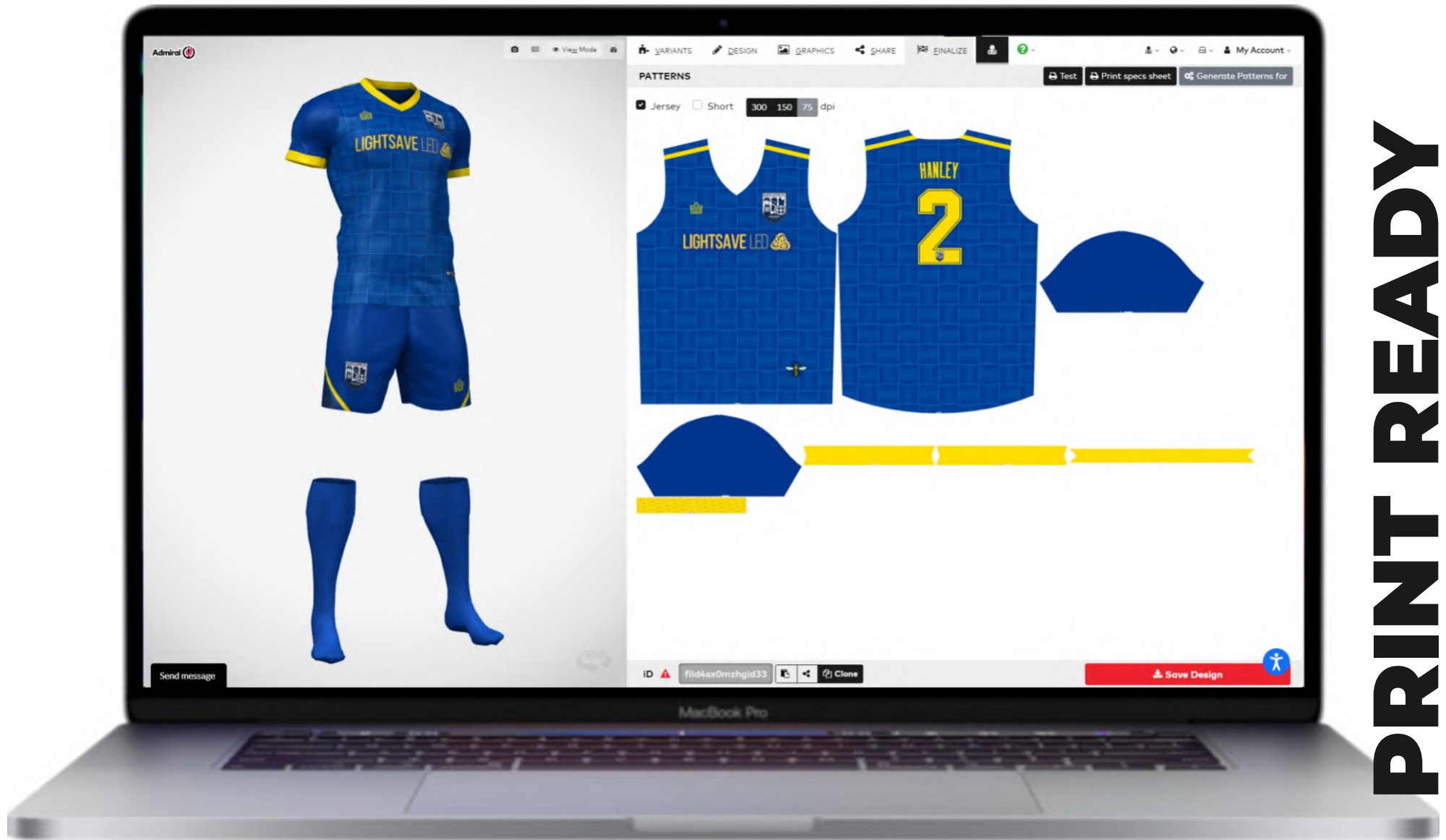
- PERSONAL INFORMATION:** Fields for First name, Last name, Phone #, and eMail.
- ADDRESS:** Fields for 1234 Main St, Apartment, studio, or floor, City, State, and Zip.
- EXISTING CUSTOMER:** A checkbox and a text field for Sales Associate Name.
- ADDITIONAL NOTES:** A text area for Notes/Special requests.
- TERMS AND CONDITIONS:** A checkbox for 'I have read and agree with Admiral ID terms and conditions.'

A 'Submit Contact/Order form' button is located at the bottom of the form area. The bottom status bar shows the ID 'f1d4sx0mzhgid33', a 'Clone' button, and a 'Save Design' button.

STEP 6

FROM DESIGN TO PRODUCTION

Send patterns to production instantly, generate print ready patterns and start manufacturing in minutes.



PRINT READY

CUSTOM OUTERWAR

Personalize hoodies, jackets, 1/4 zip pullovers and other garments.

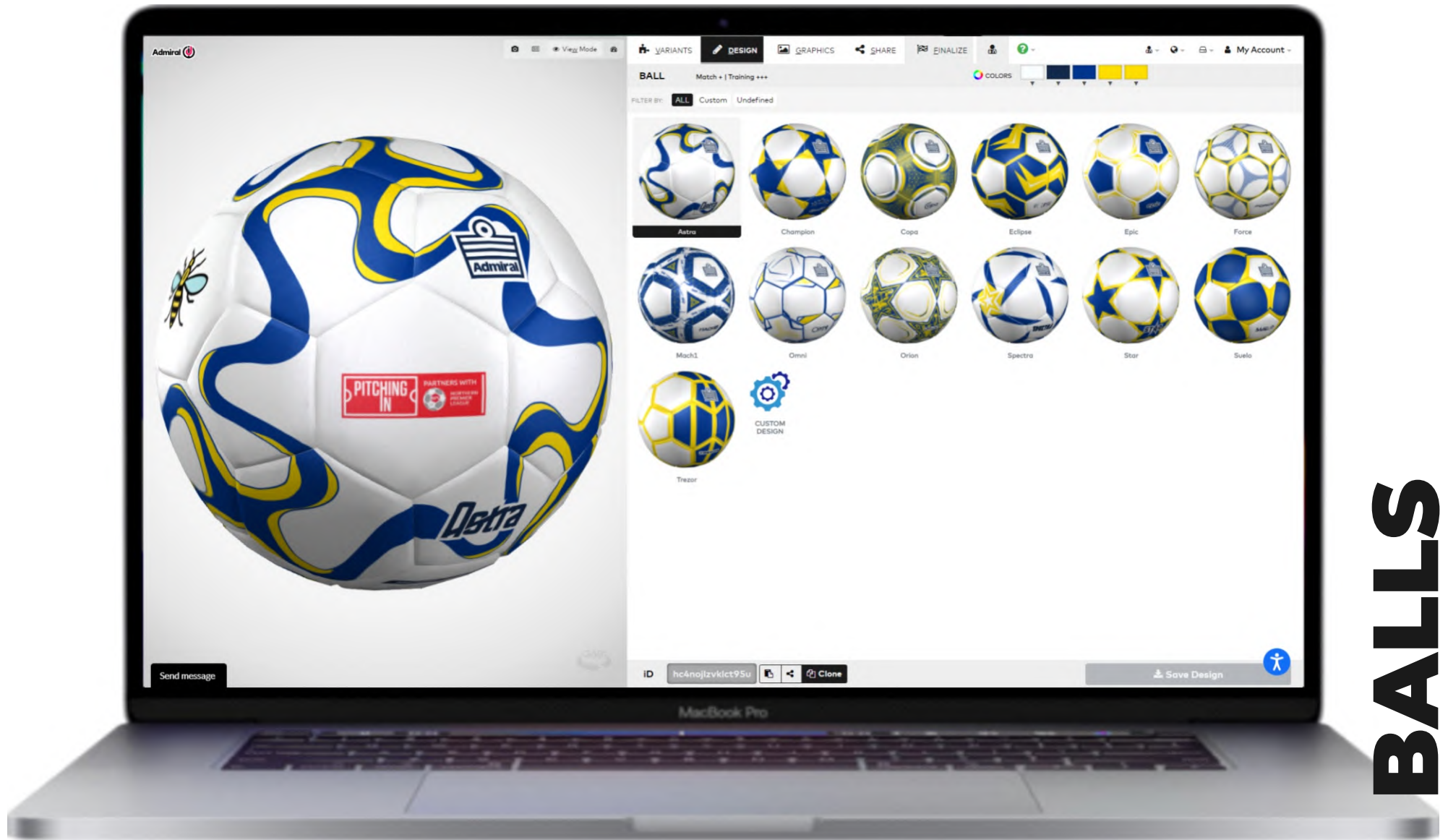


OUTERWEAR

Admiral



CUSTOM BALLS



BALLS

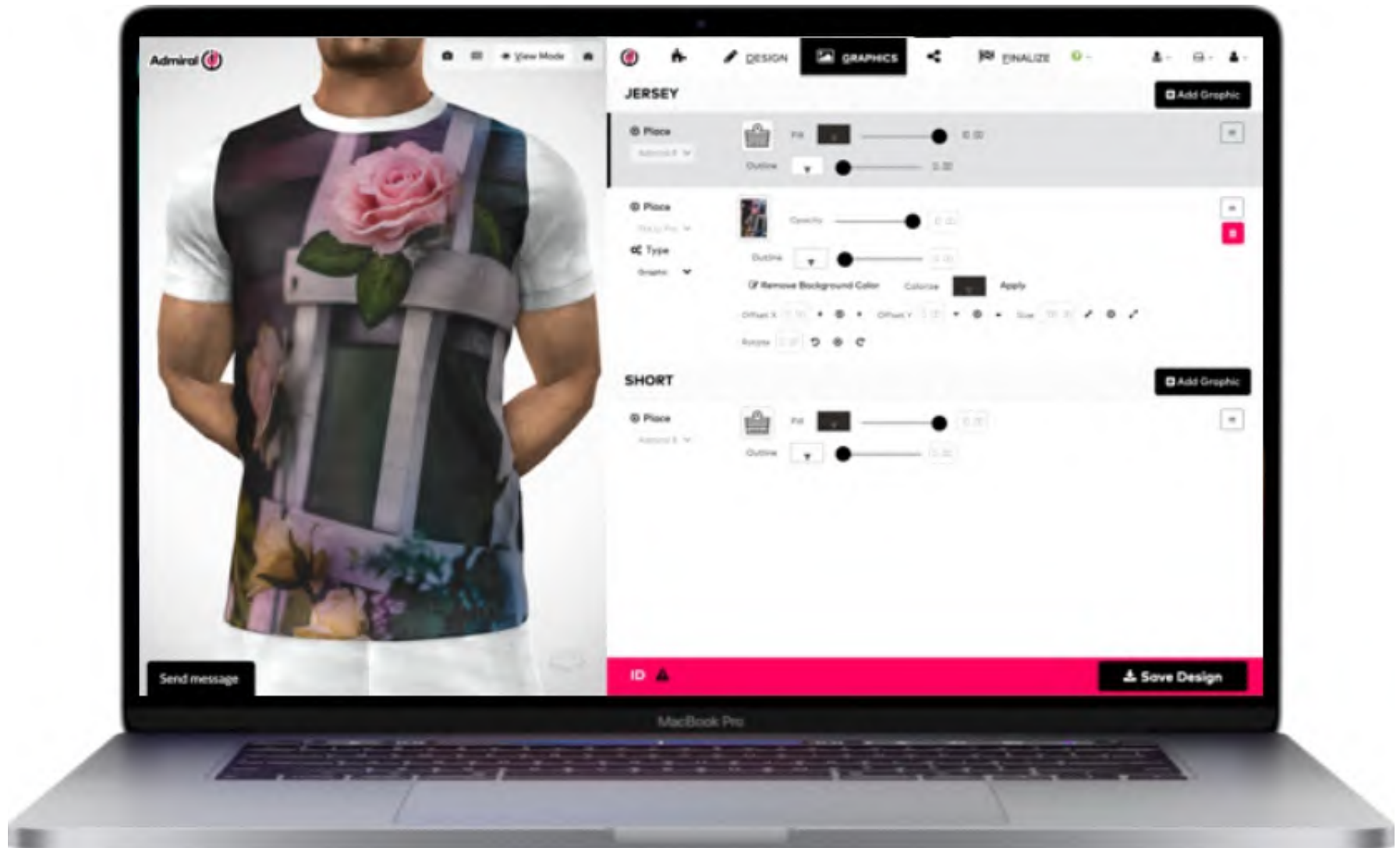
ACCESSORIES

Design matching accessories such as neck gaiters and face masks.



CREATE YOUR OWN UNIQUE DESIGN

Upload your own photos or add your own designs from Illustrator or Photoshop you can create unique designs.



YOUR KIT YOUR WAY

FITTING ROOM



PLEASE SELECT YOUR MEASUREMENTS
or check our classic table charts [here](#)

Chest measure

Waist measure

Shoe Size (US)

Drag the sliders out to your chest, waist and shoe measurements.

If you are on the high side of any size range, you may elect to move up one size if you like your garments to fit loose. Admiral garments are modern cuts which mean that they are more fitted to the body than older traditional sports shirts.

If the waist measurement is TWO OR MORE sizes larger than the chest measurement, we recommend buying the larger size for both top and bottom. Example: 31" chest, 36" waist suggests a YL top and AM bottom. We recommend that you buy AM for both top and bottom although the best method for sizing is to go to your club and try on the sizing samples that they have to ensure you order the correct size.

RECOMMENDED FOR YOU

AM

MENS/WOMENS
SHAPE JERSEY/JACKET

ADULT

SOCKS SIZE
(TOURNEY II)

ADULT

SOCKS SIZE
(PREMIER)

AM

MENS SHORTS/PANTS

WM

WOMEN'S CUT
SHORTS

[Print measuring tape](#)

www.admiralsports.com.au/admiralid

**Men's/Women's
Jersey/Jacket**

Chest measure		
from	to	size
22"	24.5"	YXS
24.5"	27.5"	YS
27.5"	30.5"	YM
30.5"	33.5"	YL
33.5"	36.5"	AS
36.5"	39.5"	AM
39.5"	42.5"	AL
42.5"	45.5"	AXL
45.5"	48.5"	AXXL
48.5"	51.5"	A3XL
51.5"	55.5"	A4XL
55.5"	61.5"	A5XL

**Men's/Youth
Shorts/Pants**

Waist measure		
from	to	size
19.5"	21.5"	YXS
21.5"	24.5"	YS
24.5"	27.5"	YM
27.5"	30.5"	YL
30.5"	33.5"	AS
33.5"	36.5"	AM
36.5"	39.5"	AL
39.5"	42.5"	AXL
42.5"	45.5"	AXXL

**Women's
Shorts/Pants**

Waist measure		
from	to	size
28"	31"	WXS
31"	33"	WS
33"	35"	WM
35"	37"	WL
37"	39"	WXL
39"	41"	WXXL

SIZING GUIDE

DESIGNED BY YOU MADE BY US



Our commitment to quality includes exceptional care from an experienced and dedicated customer service team who are on hand to help with any queries you may have.

GET IN TOUCH

hello@admiralsports.com.au
www.admiralsports.com.au