



ADMIRAL ID

WHAT MAKES
THE **JERSEY**




www.admiralsports.com.au

Quick Guide

How to use Admiral ID

Click the logo to go to Admiral iD



- 1. Log in >**
Go to account to log in or if you're new to ID, select sign up.
- 2. Choose your Sport >**
Choose from soccer, rugby, basketball or volleyball. In soccer, you can also create custom, ready to go or essentials products.
- 3. Choose your Product >**
Men's or women's, team wear (classic or contemporary), outerwear or accessories.
- 4. Choose Colors >**
Create your teams unique colour palette with 21 base colours or, select from over 2000 additional colors in advanced mode.
- 5. Select Style >**
Choose from crew, V, P or collar neck styles.
Select set-in or raglan style and choose short or long sleeve.
- 6. Choose Design >**
Choose from predefined templates or upload your custom jersey, shorts, and socks. Rotate your live avatar by clicking the default views or dragging left or right with your cursor.
- 7. Add Graphics >**
Click the add graphic button to add your logos, numbers, names & additional graphics.
- 8. Finalize - Roster >**
Download the roster template and upload into ID or manually add individual member information. Then complete the contact form.
- 9. Finalize - Tag & Share >**
Label your design for future retrieval and share designs with colleagues & stakeholders.
- 10. Finalize & Save >**
Save your design to revisit or share anytime. Use the clone tool to create variations, retaining logos for quicker and more efficient design.

Log in & choose your sport

Go to **Account** on the top right of your screen, click on **log in** and enter your email address and password.

If you're new to ID, select sign up and create your unique account.

Once you are logged in you will be able to save and revisit your designs.

Then choose your sports from; Soccer (Custom, Ready to Go or Essentials), Rugby, Basketball.

Video Links

The image shows a screenshot of the Admiral ID website. At the top, there is a navigation bar with the Admiral logo, a home icon, and menu items for Soccer, Rugby, Basketball, and Volleyball. On the right, there is an 'Account' link. The main content area features a large image of a computer monitor displaying a jersey design interface. Below the monitor, the text reads 'DESIGN TO PRODUCTION IN SECONDS'. Further down, there is a section titled 'CUSTOMIZE YOUR GEAR' with the subtitle 'Stand out on the field'. Below this, there is a video player showing a person in a jersey, with a play button icon overlaid. To the right of the video, the text says 'What is Admiral ID' followed by a paragraph: 'It is really easy and fun to create your custom gear. Watch this overview or quick tutorial and find out more details and features about Admiral ID'. Below the text are two buttons: 'Overview' and 'How to use'. At the bottom of the page, it says 'WORN BY LEGENDS SINCE 1914' and '© 2024 Powered by C3D Technologies'. A light blue login form is overlaid on the left side of the screenshot. The form has a title 'Login' with a person icon, a prompt 'Please fill in your credentials to login.', an 'eMail' field with the placeholder 'your email address', a 'Password' field with the placeholder 'password', and a 'Login' button. Below the form, there are links for 'Forgot your password? Reset password.' and 'Don't have an account? Sign up now.'

01

Choose your Product

Select from a range of options including men's or women's styles, teamwear in either classic or contemporary designs, as well as a variety of outerwear and accessories.




Video Links

02

Choose your Colors

Choose your first, second, third, collar and trim colours to create your teams unique colour palette. There are 21 base colours to choose from or select from over 2000 additional colors in advanced mode. If you have a colour reference or have to adhere to brand guidelines you can enter specific colour values for PMS, Hex, RGB or HSL.

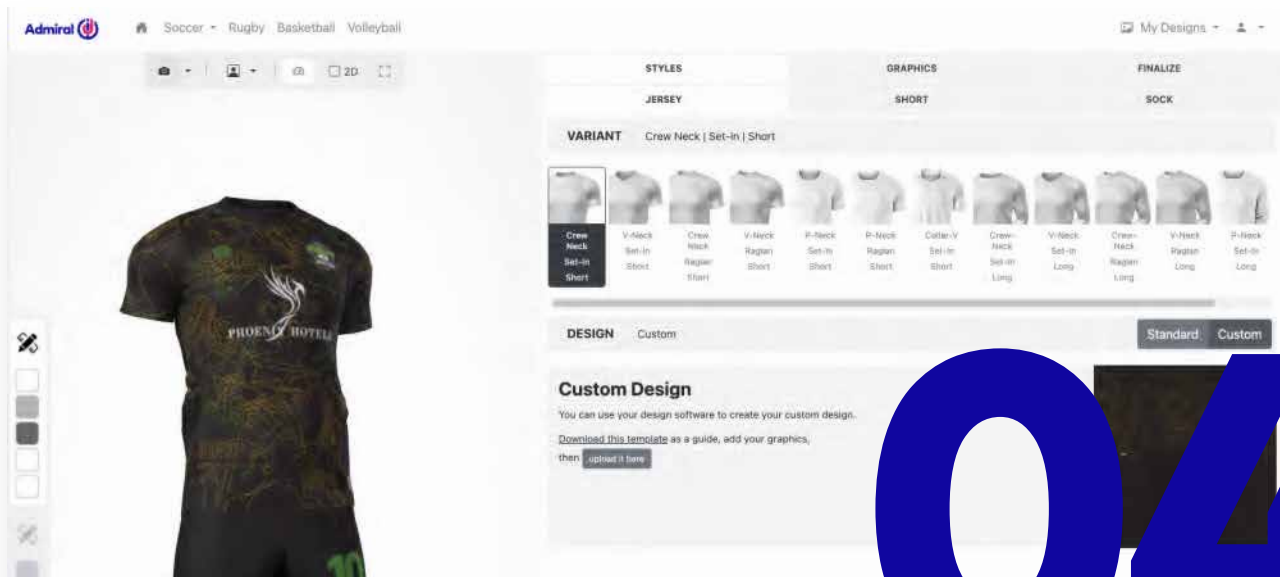
Video Links



Choose your Style Variant

Select from a variety of item variants, for example with jerseys there are a number of neck styles, including crew, V-neck, P-neck, or collared options. You can choose between the set-in or raglan sleeve design to suit your preference. Additionally, decide whether you prefer short or long sleeves.

Each option allows you to customize your jersey to perfectly match your style and needs.



Video Links

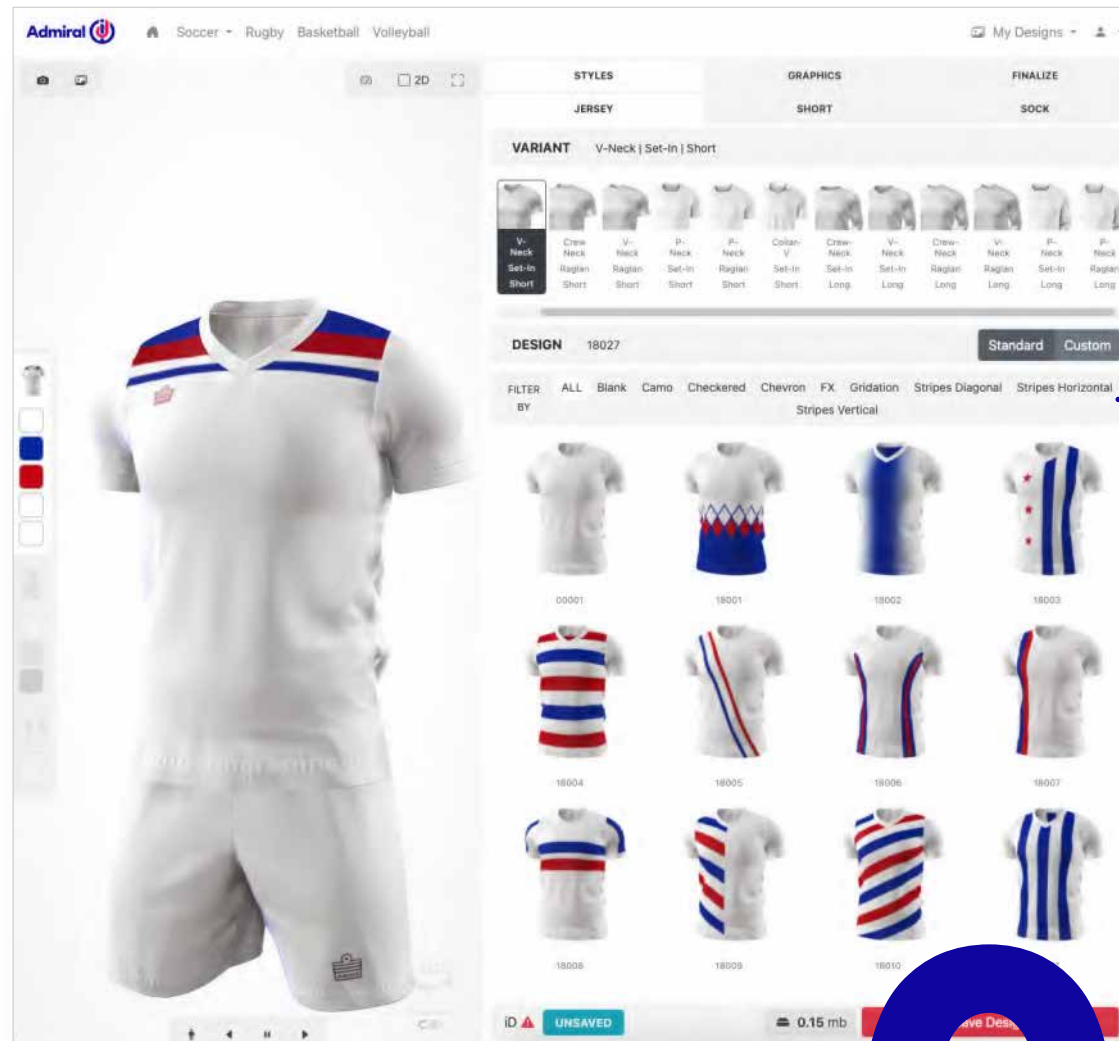
04

Choose your Style (Design)

Admiral ID gives you the opportunity to select from predefined templates or upload your own custom design. To rotate your design click on the default views under the avatar or hold your cursor down on the avatar and drag the cursor left or right. Switch variants and designs whilst keeping the colors and logos you have already selected.

Video Links

Admiral ID : What makes the Jersey

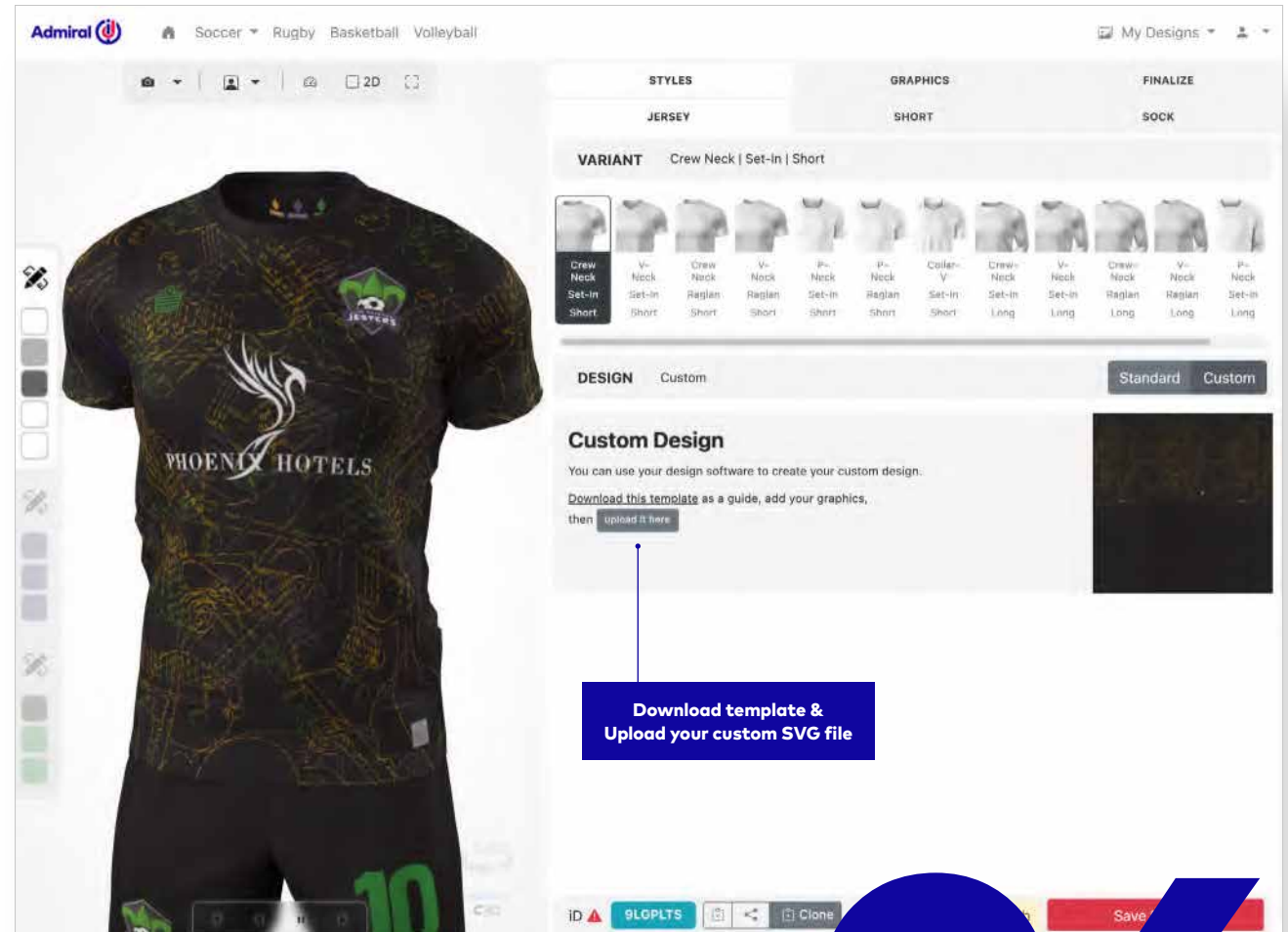



05

Custom Jersey Design

Create unique custom designs using design software such as Adobe Illustrator. Simply **'download'** the template, add your graphics then **'upload'** your saved SVG File.

Ensure your graphics cover the pink areas shown below.



06

Add Graphics

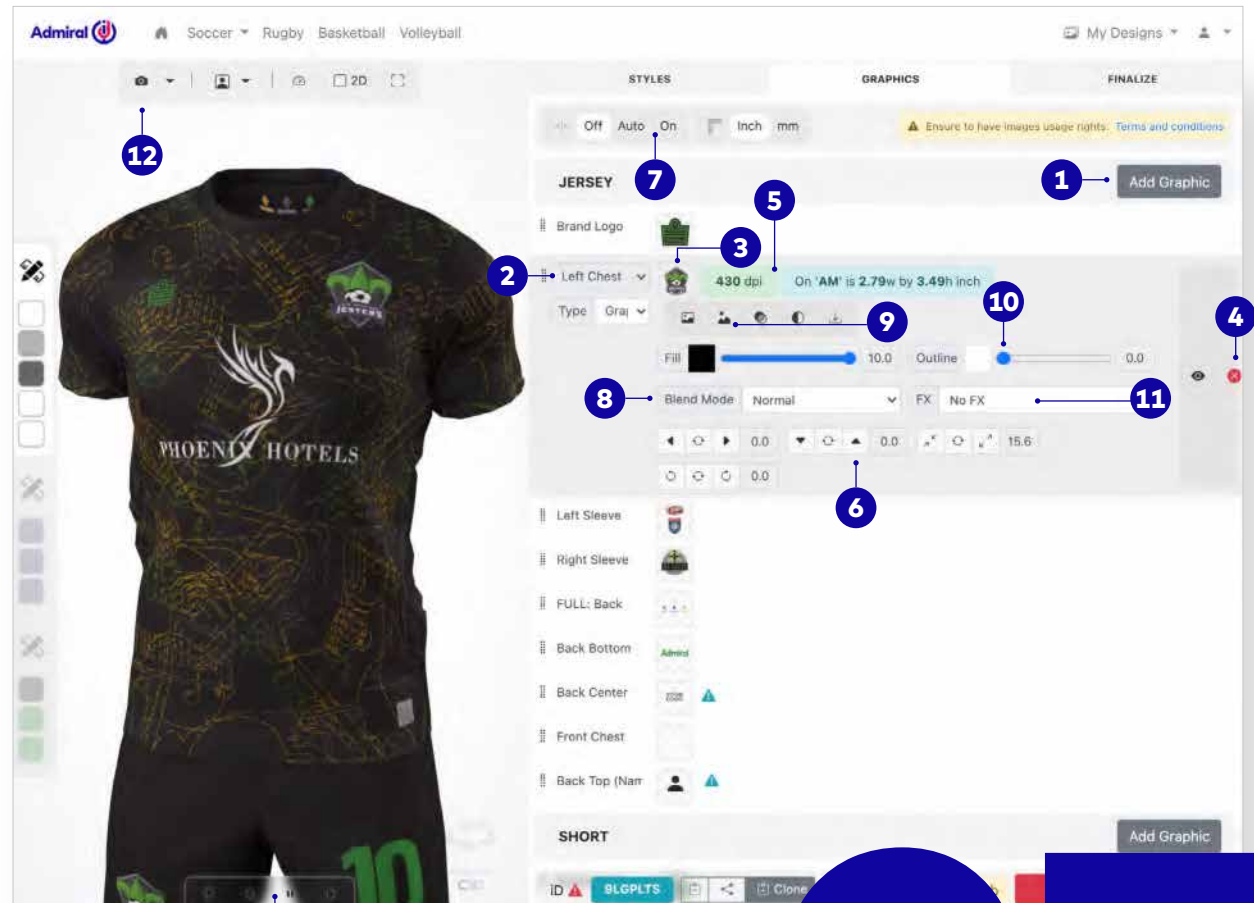
Part One

BASIC

1. Begin by clicking 'Add Graphic'.
2. Choose the placement location.
3. Click the square and upload a graphic from your files.
4. Delete unwanted graphics.

ADVANCED

5. Check logo resolution.
6. Move or Resize your graphic using the tool.
7. Use guidelines to help positioning.
8. Blend the graphic into the background.
9. Remove graphic background or background colour.
10. Add an outline. You can chose the color and move the slider to adjust thickness.
11. Add effects to your graphic (FX).
12. Download PNG images of your design.
13. View your design from different angles or just jersey, short or sock only.

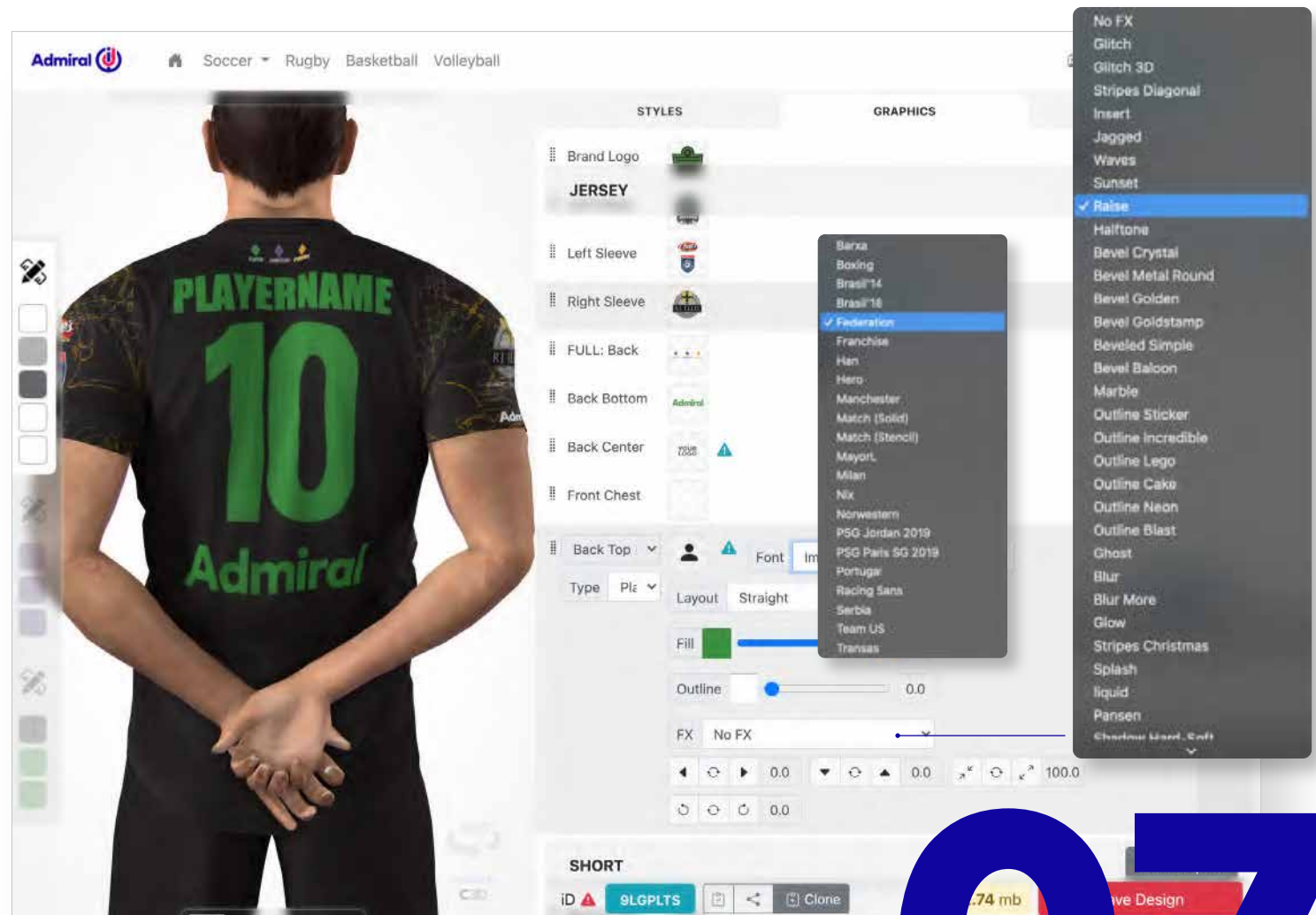


Video Links

Add Graphics

Part Two

Personalise your designs by adding number and letter sets. Choose from 22 different fonts and customise further by adding different effects.



Finalize

Roster

Select **'finalize'** then **'roster'** on the top tabs to add specific names and numbers.

1. Download the roster template and upload the completed form into ID.
2. Alternatively, add names manually by clicking **'add member'**. Type in the player number and name, along with sizing information.
3. Remove names (red trash icon)
4. Sizes range from YXS -A5XL dependent on product.

The screenshot shows the Admiral ID interface with the 'Roster' tab selected. The interface includes a 3D model of a player's back with 'NAME 10 Admiral' on the jersey. The 'Roster' table has columns for Team Name, Player Full Name, Player's email, Player Number, Player Name, Jersey Size, Short Size, and Sock Size. A red trash icon is visible next to the first row. Numbered callouts 1-4 point to 'Download template', 'Add Member', the trash icon, and the 'Jersey Size' column respectively.

| Team Name | Player Full Name | Player's email | Player Number (Graphics) | Player Name (Graphics) | Jersey Size | Short Size | Sock Size |
|-----------|------------------|----------------|--------------------------|------------------------|-------------|------------|-----------|
| | x5 | | 10 | NAME | YM | | |

Video Links

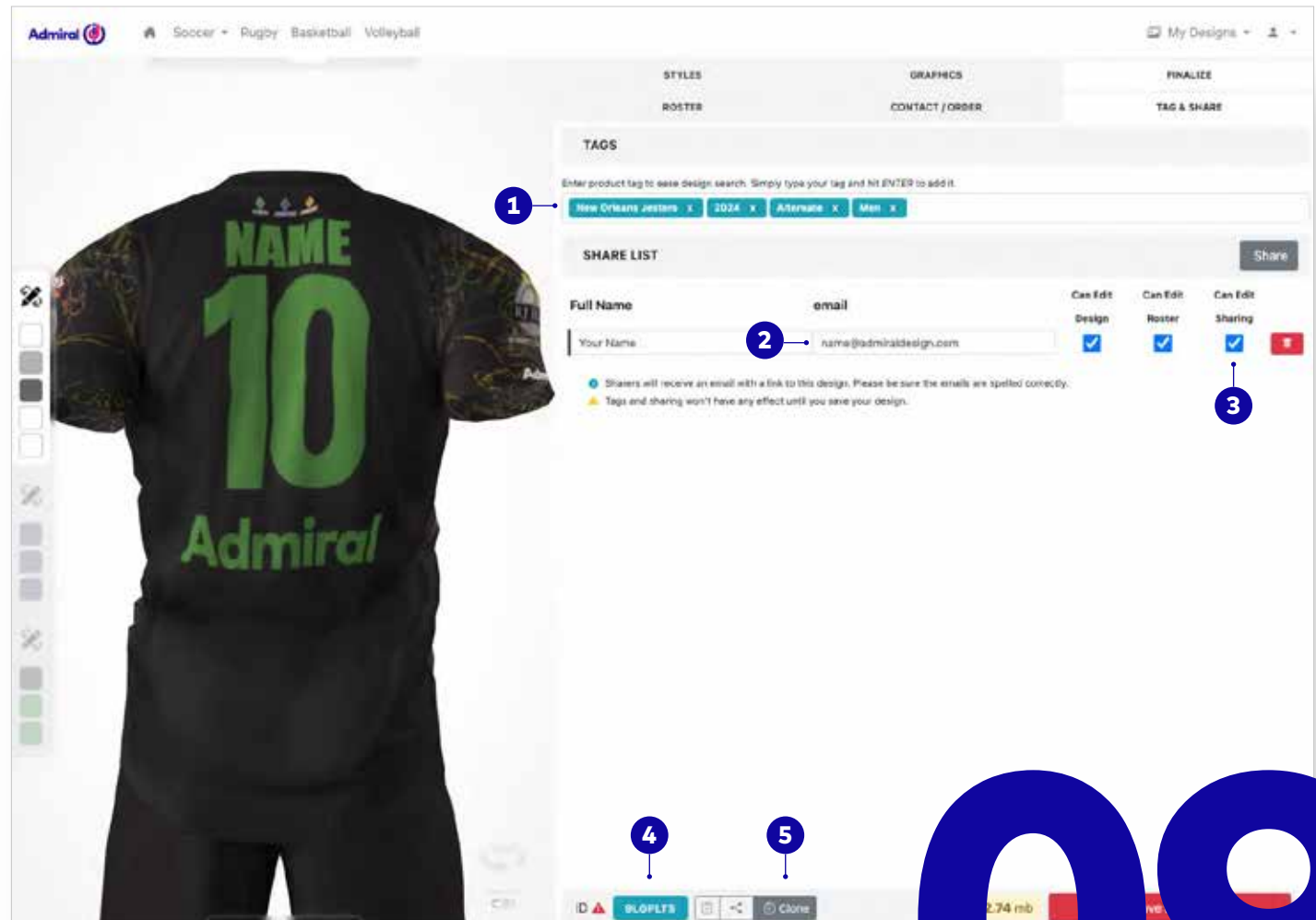
08

Finalize

Tag and Share

Save your design, share and collaborate with other members of your team.

1. Use **'Product Tags'** to group and find designs easily.
2. Share designs with your team.
3. Edit permissions to give your team specific rights to the roster, edit or share designs.
4. Each design you make carries a unique ID number.
5. Replicate your design by using the **'Clone'** button.

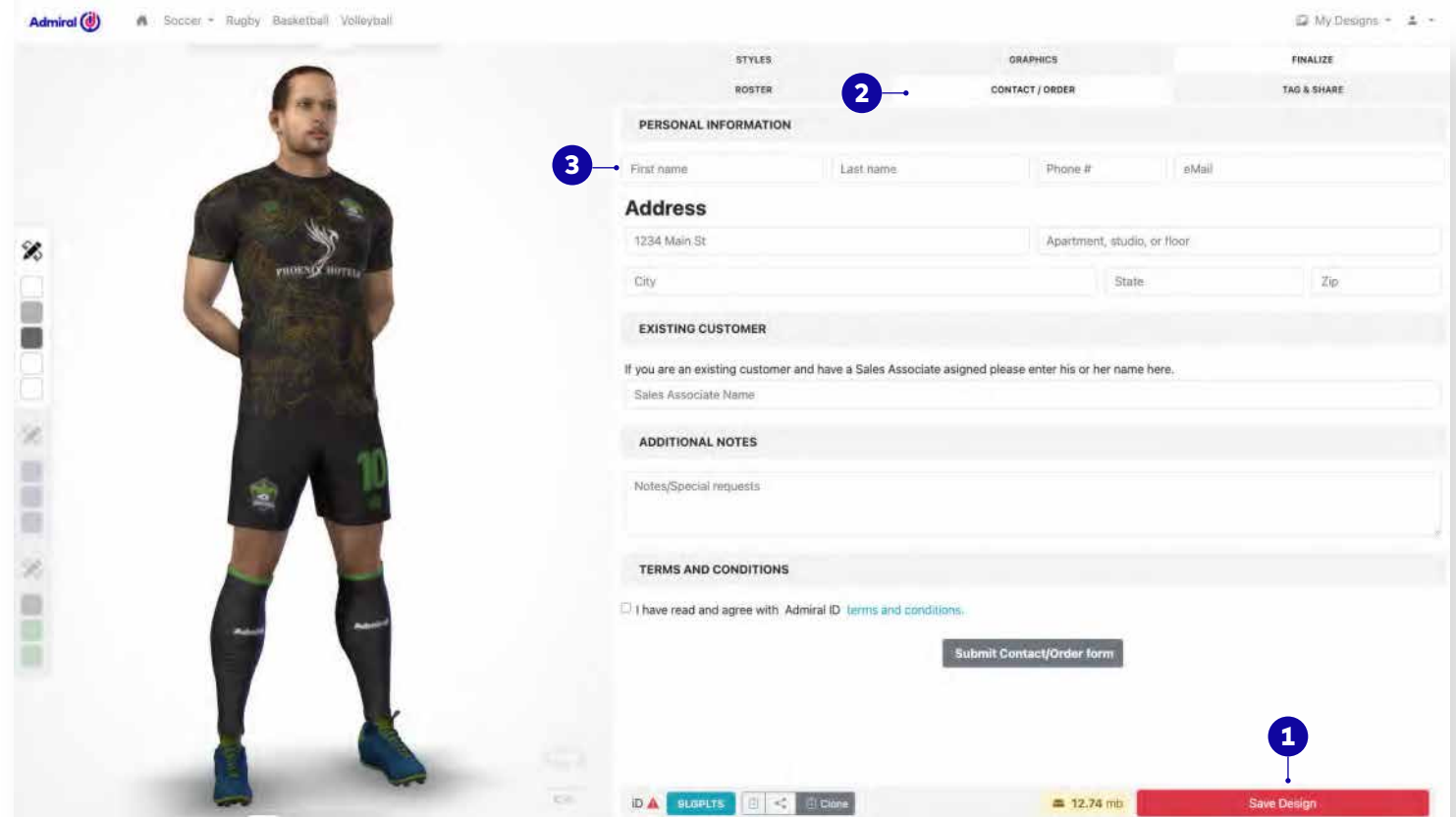


Video Links

09

Finalize your order

1. Save your design.
2. Select contact/order.
3. Complete the contact order form and submit your design for the sales & service team to follow up.

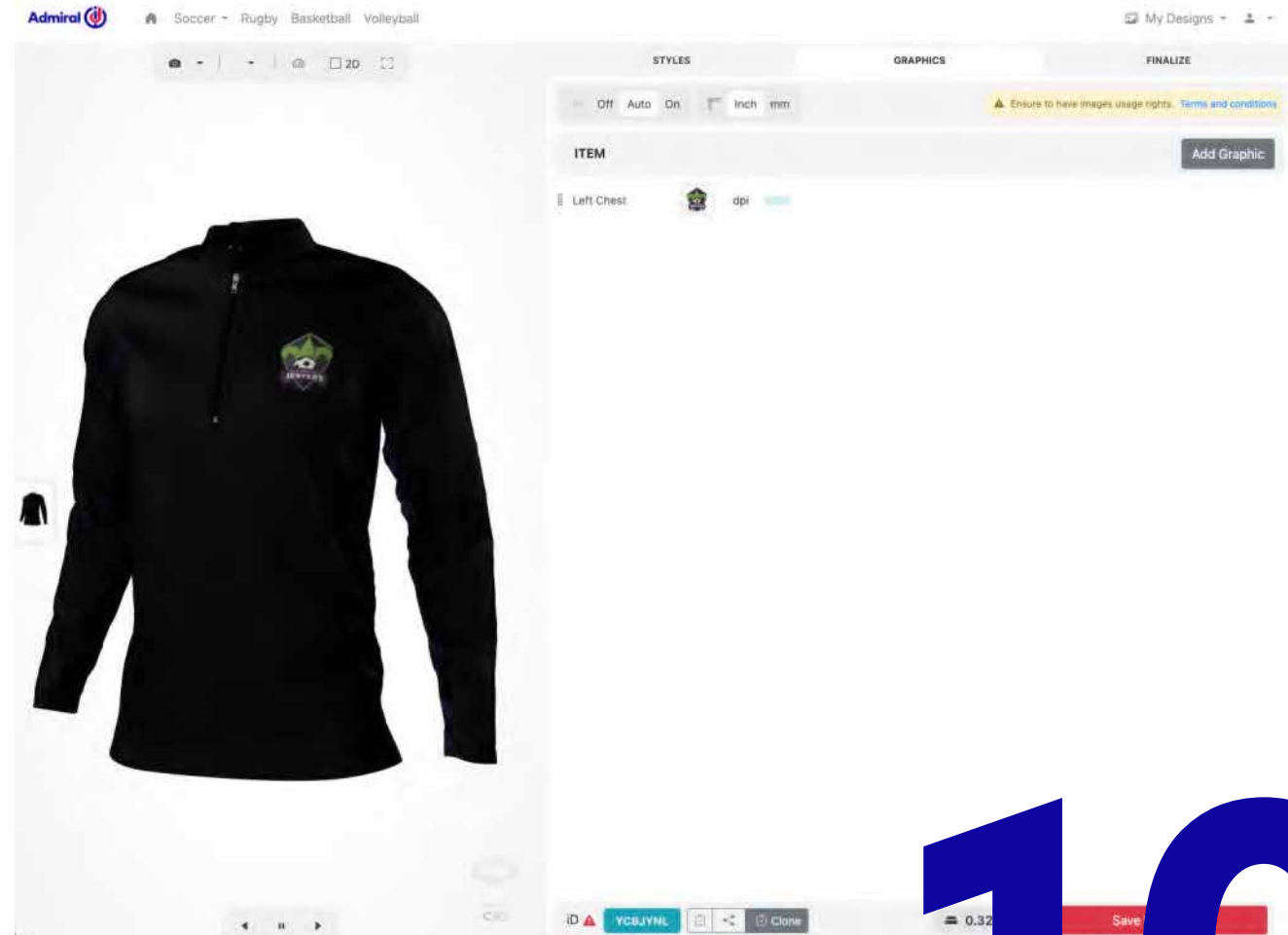


10

Outerwear & Other Merchandise

Use the same steps to design custom outerwear including; men's or women's hoodies, full zip, quarter zip, pants, coaches shorts and polos in Men's and Women's fit.

Create custom bags, arm sleeves, headbands and custom soccer balls.



10



What makes the Jersey

Sustainability

Design on-line & send to sustainable production in minutes

Waste is a problem that affects everyone's future. Admiral ID minimizes waste, optimizing the layout of your design when printing, wasting less; paper, ink, fabric & energy.

ID uses sustainable recycled polyester Dry Skin fabric, sublimation paper that's approved by the Forest Stewardship Council, water-based inks that have a lower the impact on the environment.

Our high-speed printers require reduced drying time using less energy. Our custom teamwear is produced in our own factory where single unit, 'on demand' production means there's less waste, quicker turnaround and a lower carbon footprint.

Admiral ID is changing the world.



Custom Kit

Choose the right fabric for your design

We offer a wide range of exceptional fabrics. Depending on the garment application you may encounter different options to fulfil your needs and expectations.

Admiral ID : What makes the Jersey



Interlock

**100% POLYESTER 75D/72F
INTERLOCK WITH DRI-FIT W/PEACH**

Overall fabric for activewear. Knitted with 72 filaments means it is soft to the touch. 2 way stretch. Highly wicking. Breathable. SPF 30+

Our standard dry fit fabric for all uniforms.



High Count Air Knit

**100% POLYESTER 75D/72F
HIGH COUNT AIR KNIT**

An alternative for Activewear uniforms. High count drop needle knit gives fabric surface detail. Wicking. Breathable. SPF 30+

Alternate dry fit fabric for all uniforms where a customer wants a raised surface on the fabric.



Vaporstretch VS-280

**85% POLYESTER (150D/144F)
+ 15% SPANDEX (70D) VAPOR STRETCH**

A heavier weight 4 way stretch fabric with Spandex. Wicking. Breathable. SPF 30+

Our primary 4 way stretch fabric used for Pro Rugby and custom sublimated sock sleeves.



Dry Skin VS-130

**92% POLYESTER • +8% SPANDEX 75D/72F
+20D VAPOR STRETCH (DRY SKIN)**

Produced from recycled materials. Highly wicking. Light soft and offers 4 way stretch. Breathable.

The best quality uniforms fabric for those in warmer climates that require that highest performance from a fabric.



Polo Pique

**88% POLYESTER FULL DULL
+ 12% SPANDEX PIQUE**

Double knit fabric with 4 way stretch. A pique raised needle finish offers the best fabric surface design. SPF 30+

Our new standard fabric for Polos as well and upgrade fabric for highest quality of uniforms.




French Terry

**100% POLYESTER 75D/72F
+ 150D/288F FRENCH TERRY**

Double knit fabric. Outside is a smooth flat knit while inside is a lightly brushed drop needle knit. Breathable. SPF 30+

Our standard fabric for 1/4 Zips, full zip jackets and hoodies. Dry fit. Images of front and backside of fabric.



Tricot Mesh

**100% Polyester
Tricot mesh**

A woven tricot fabric. Breathable. Ventilated.

A mesh fabric to be used for various garments including custom vests.



Maxum PK

**100% POLYESTER 150D/144F
+ 75D/72F PK FABRIC**

Soft single knit fabric with a raised needle affect on outside layer. Wicking. Breathable. SPF 30+

Used for Pro Rugby, sublimated pants and coaches shorts.



New Vapor Draw (F1.5)

**100% DULL POLYESTER 75D/72F
28 GAUGE KNIT**

Admiral's best performance fabric. This 28 gauge knitted fabric is used for all performance jerseys and shorts. Highly wicking. 4 way stretch performance fabric. SPF 30+

Super soft, super wicking. A high quality performance fabric used in certain custom pieces. Available in 16 colors. 4 way stretch fabric.



New Vapor Tech

**100% POLYESTER 75D/72F
+50D/36F 32G JAGUARD KNIT**

This 32 gauge jacquard knit features a subtle horizontal contrast yarn that gives something extra. Super soft. 4 way stretch performance fabric. SPF 30+

Super soft, super wicking. A high quality performance fabric used in certain custom pieces. Available in 16 colors. 4 way stretch fabric.

Custom Kit

Logo styles for all designs

We offer a full range of different styles to display your club logo. Depending on the garment application you may encounter different options to fulfil your needs and expectations.



Sublimated



Embroidery



3D Silicone



Full Color Digital Transfer



3D Flock Lextra



3D Embroidery X Twill



3D HF TPU | Gloss



3D Silicone | Micro



3D Woven | Hd X Embroidery



3D Pu X Woven



3D Silicone | Glow In Dark

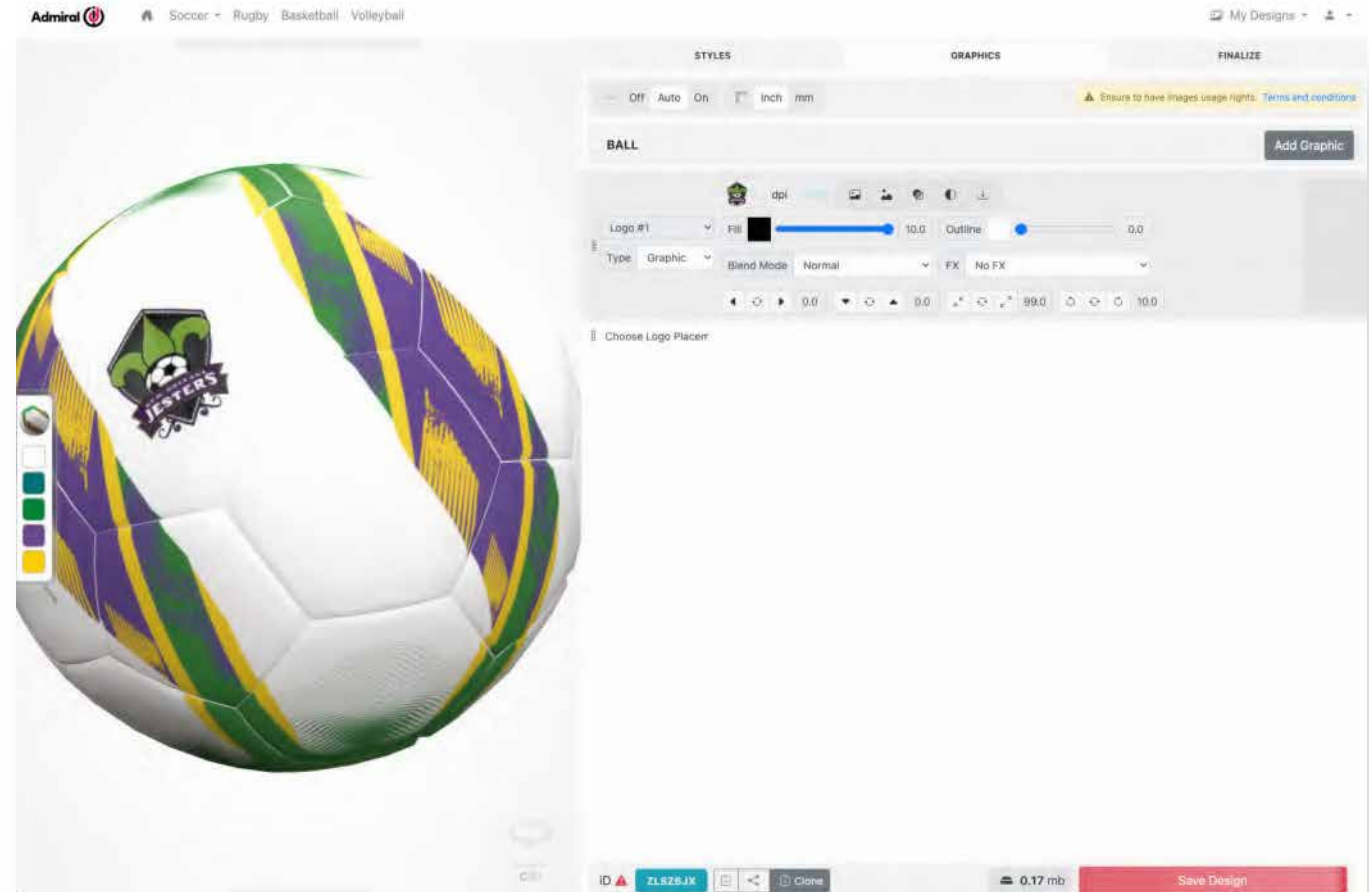


3D Woven | High Definition

Note: Min of 400 pieces and must allow 4-5 weeks to make custom 3D PU logos.

Custom Balls

Customize promotional, training and match balls. Select the design, graphics, colors and type of ball.



Order Online

Admiral ID : What makes the Jersey

Your kit designs and rosters are uploaded into your own online store. You set the price for all items and the club keeps the margin from all purchases.

There's no inventory, no back orders and no discontinued styles. Order on line 24/7 with product made on demand for direct delivery.

The screenshot shows the Admiral online store interface. At the top, there is a navigation bar with the 'Admiral' logo and menu items: UNISEX, WOMEN, ACCESSORIES, CUSTOM, SALE, and JOURNAL. A shopping cart icon indicates 'Empty'. Below the navigation bar is a header section with the club crest and a 'HOW TO ORDER?' link. The main content area displays a grid of products:

- Replica Purple Jersey: \$66.30
- Replica Green Jersey: \$66.30
- Replica Black Jersey: \$66.30
- Sublimated Hoodie: \$94.89
- Sub Draw Bag: \$17.00
- Quick Dry Cap No Logo: \$24.65

This is a detailed product page for the 'Replica Black Jersey'. On the left, a large image shows the jersey with a white phoenix logo and 'PHOENIX HOTELS' text. The right side contains the following information:

- Replica Black Jersey** - \$66.30
- Custom Sublimated Jersey s/s
- Product Options**
- Size ***: YXS, YS, YM, YL, AS, AM, AL, AXL, AXXL, A3XL
- Name ***: [Text input field]
- Number ***: [Text input field]
- [View sizing charts](#) or visit our [Fitting Room](#)
- Price: **\$66.30**
- Quantity: [Input field]
- ADD TO CART** button

Made to order

All items made to order in our factory in 7 to 30 days

Admiral operates its own facility with over 100k+ sq. foot of space and hundreds of full time employees that only work for Admiral.

We have added high speed printers to double our printing capacity, improved press quality, added automated fabric cutting which has added an additional 50% capacity in fabric cutting, added new Digital Transfer printers which allow immediate production of high-quality logos with no minimum order quantities and we're training additional machinists to add sewing capacity.

Admiral ID : What makes the Jersey



Design




Online Ordering



Print



Choice Of Fabrics



Cut To Size



Sewing



Choice of Logos



Quality Control

The best & fastest way to build your kit

Video Links

| | ID | Competitors | | ID | Competitors | | ID | Competitors |
|--------------------------------------|-----------|----------------|---|----|-------------|--------------------------------------|-------------------------|--------------------|
| Online 3d Designer | ✓ | No | Sublimate Watermark | ✓ | No | On Demand Manufacturing | ✓ | No |
| Male & Female Avatar | ✓ | No | Collar Styles | ✓ | ✓ | Minimum Quantity | Single Unit Sublimation | 6 – 100+ Units |
| Multi Sports | 4 Sports | 1-12 Sports | Short & Long Sleeve | ✓ | ✓ | Price Apparel | ✓ | 2-3 times the cost |
| Private / No label | ✓ | No | Women's fit | ✓ | ✓ | Sublimated Logos | Included | Additional Cost |
| Design options | Unlimited | 7-20 Designs | Range of Outerwear | ✓ | Varies | Choice of fabrics | 9 | None |
| Sublimated Pattern Options | Unlimited | Up to 12 | Custom balls | ✓ | No | Lead Time (main order and fill in's) | 7-30 Days | 45-120 days |
| Color Customization Options | Unlimited | 29 - 74 Colors | Roster Automation | ✓ | No | Shelf life | Unlimited | 2 years |
| Change background images on platform | ✗ | Varies | Interactive Fitting room | ✓ | No | Sublimate to Inline product | ✓ | No |
| Logo & Number Placement | Unlimited | Fixed Position | Factory integrated Print ready patterns | ✓ | No | More Sizing Options | ✓ | Limited |
| Layer Text & Images | ✓ | No | Multi layered / Unlimited logos | ✓ | No | Multi touchpoint UX | Desktop & Mobile | Varies |
| Text Customization & Moderation | ✓ | No | Unlimited logos & logo placement | ✓ | No | High Quality Photo Snapshots | ✓ | No |

What makes the Jersey

www.admiralsports.com.au

Email: hello@admiralsports.com.au

© 2012-2024 Admiral Sports All Rights Reserved.