

Movies

Writing

Practice



This Book Belongs To

These are writing prompts for kids based on movies.

Sequence writing from cartoon.



made by




COPYRIGHT © 2021 CREATIVEYOUNGMINDS - ALL RIGHTS RESERVED.


Today is _____, 20__

Look at each picture and try to write a sentence.



Making Burgers







Don't forget to check your writing:

☐ Finger spaces



☐ Capital the 1st letter



☐ End the sentence

. ! ?

Today is _____, 20__

Look at each picture and try to write a sentence.



Four horizontal lines for writing a sentence.



Four horizontal lines for writing a sentence.





Four horizontal lines for writing a sentence.



Four horizontal lines for writing a sentence.

Don't forget to check your writing:

☐ Finger spaces 


☐ Capital the 1st letter 

☐ End the sentence . ! ?

Now try to put the sentences you made into a paragraph.




Making Burgers



Handwriting practice lines consisting of solid top and bottom lines with a dashed middle line. There are 10 sets of these lines for writing practice.

Don't forget to check your writing:

☐ Finger spaces 

☐ Capital the 1st letter 

☐ End the sentence . ! ?

Today is _____, 20__

Look at each picture and try to write a sentence.



ELSA

Making a Snowman







Don't forget to check your writing:

☐ Finger spaces 

☐ Capital the 1st letter 

☐ End the sentence . ! ?

Today is _____, 20__

Look at each picture and try to write a sentence.










Don't forget to check your writing:

☐ Finger spaces 

☐ Capital the 1st letter 

☐ End the sentence . ! ?

Now try to put the sentences you made into a paragraph.



ELSA

Making a Snowman



Handwriting practice lines consisting of solid top and bottom lines with a dashed middle line. There are ten sets of these lines for writing practice.

Don't forget to check your writing:

☐ Finger spaces 

☐ Capital the 1st letter 

☐ End the sentence . ! ?

Today is _____, 20__

Look at each picture and try to write a sentence.



Remy Making a







Don't forget to check your writing:

☐ Finger spaces

☐ Capital the 1st letter

☐ End the sentence . ! ?

Today is _____, 20__

Look at each picture and try to write a sentence.



Four sets of horizontal lines for writing, each consisting of a solid top line, a dashed middle line, and a solid bottom line.



Four sets of horizontal lines for writing, each consisting of a solid top line, a dashed middle line, and a solid bottom line.




Four sets of horizontal lines for writing, each consisting of a solid top line, a dashed middle line, and a solid bottom line.



Four sets of horizontal lines for writing, each consisting of a solid top line, a dashed middle line, and a solid bottom line.

Don't forget to check your writing:

☐ Finger spaces 

☐ Capital the 1st letter 

☐ End the sentence . ! ?

Now try to put the sentences you made into a paragraph.



Remy Making a



Handwriting practice lines consisting of multiple sets of three horizontal lines (top solid, middle dashed, bottom solid) for writing practice.

Don't forget to check your writing:

- ☐ Finger spaces  ☐ Capital the 1st letter  ☐ End the sentence . ! ?