

## Low Profile Grates

Model # LPS 1125 375 - XX  
(xx=width in inches)



- Standard Profile height of 3/4"
- Fabricated out of high impact PVC in the form of tubing that is 1-1/8" wide and spaced 3/8" apart.
- Machined anti-skid surfaces meet ASTM c - 1028 static Coefficient of friction, wet or dry.
- UV inhibitors used to meet the requirements of ASTM D 4726.
- State of the art ultrasonic welds provide a great looking product that will stand up to years of use and abuse.
- Custom fabricated in any width, in 1/8" increments, up to 30 inches
- Made to measure corners to accommodate any angle
- Fast and easy installation with pre drilled fastening holes and hardware.
- Available in five colors; white, almond sand, blue and gray.
- Warranty - 10 years against manufacturer's defect.



Grate Ideas  
27 Berard Drive Suite 2701  
South Burlington, Vermont 05403  
Phone: 802-860-4695  
Fax: 802-862-7976

## Standard Flow Perpendicular Extruded Grating System

A. Specified Manufacturer:

Grate Ideas  
27 Berard Drive Suite 2701  
South Burlington, Vermont 05403  
Ph: 1-800-292-6044  
Fx: 1-802-862-7976  
[www.grate-ideas.com](http://www.grate-ideas.com)

B. Standard Flow Perpendicular Extruded Grating System:

- 1 Extruded UV stabilized PVC grate assembly supplied in 36" long sections.
- 2 Grating bars shall be 1-1/8" wide x 3/4" thick x .150 rectangular tubing. The top of the grate shall have a machined anti-skid surface to provide good traction wet or dry.
- 3 The open spaces between the grate bars shall not exceed 3/8".
- 4 Each grate section shall be predrilled for fastening with fastening location no more than 24" apart. All fasteners shall be provided by the manufacturer.
- 5 Grating bars shall be perpendicular to the pool walls.
- 6 Grating shall provide 25% surface open area for unrestricted water flow.
- 7 Angled corners shall be provided by the grating manufacturer.
- 8 Color to be selected by Owner from manufacturers standard color selection or by the manufacturer color matching to the Owners desired colors.

# GRATE IDEAS®

QUALITY POOL PRODUCTS & MORE



GRATE  
IDEAS®

## DETAILS, DETAILS, DETAILS...

### Information and Specifications on "Grate ideas®" Gutter Grates

All grates are fabricated of PVC (polyvinylchloride) extrusions produced especially for the swimming pool environment. The formulation used yields a high-impact product.

The best colorfast pigments are used in association with ultra-violet resistant additives to allow the grates to be made available in color combinations which can be used both in indoor and outdoor installations.

#### TYPICAL PHYSICAL PROPERTIES:

	ASTM Test	At 72°F
Tensile Strength (psi)	D-638	6,100
Tensile Modulus (psi)	D-638	350,000
Flexural Strength (psi)	D-790	11,700
Flexural Modulus (psi)	D-790	415,000
Izod Impact (ft-lbs/in)	D-256	3.0
Coefficient of Linear Expansion: 3.45 in/in °F x 10 <sup>-5</sup>	D-696	

The following colors are inventory material and readily available.

A01 WHITE      A04 GRAY  
A02 ALMOND    A05 SAND  
A03 LIGHT BLUE

Other colors are available, but may be subject to a surcharge or a minimum run.

A non-skid surface is a standard feature on GRATE IDEAS® products.

Grates may be fabricated in various color combinations.



QUALITY POOL PRODUCTS & MORE



### **Grate Ideas**

27 Berard Drive Suite 2701  
So. Burlington, VT 05403  
Ph: 800-292-6044  
Fx: 802-862-7976  
info@grate-ideas.com

## Care and Maintenance of PVC Grate Assemblies

Grate Ideas® PVC grate assemblies are designed and manufactured to be virtually maintenance free. The formulation of the PVC used in our products allows the user to maintain these assemblies as they would with any other pool equipment.

There are no specific cleaners or methods needed to clean these assemblies. If required, use only approved aquatic cleaning products that will not react with pool chemicals. Abrasive cleaners or use of abrasive cleaning medium is not recommended as it may deteriorate the non-slip surface over time.

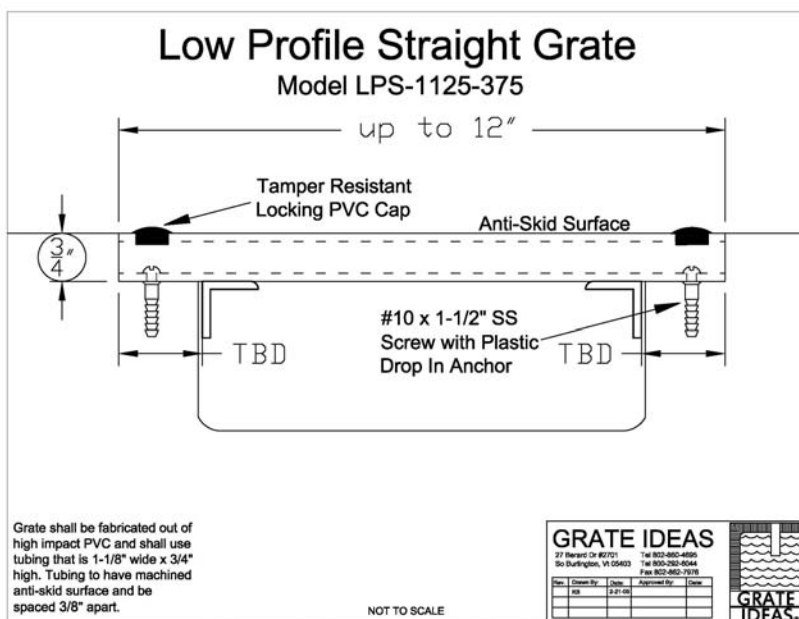
Grates should always rest upon the trench evenly, and should not rock or wobble while in the trench. If fasteners are used ensure that the fasteners remain secure.

## Installation

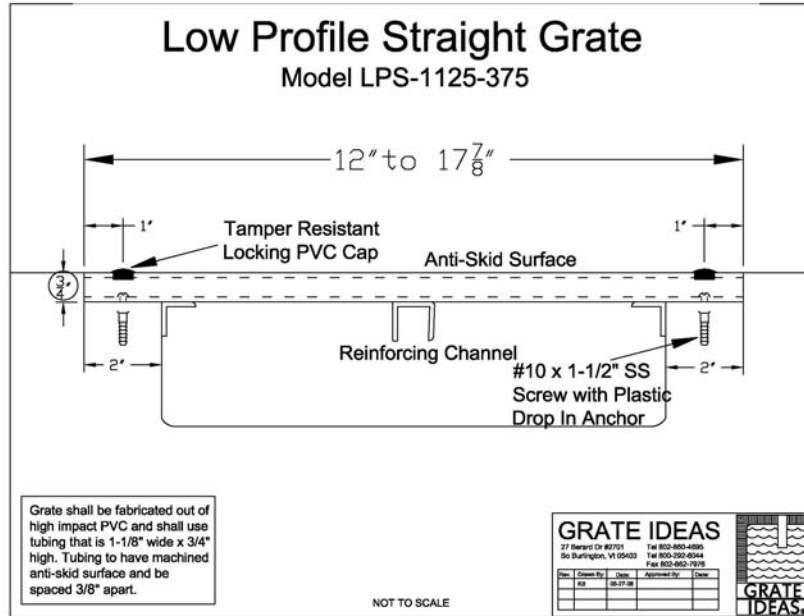
Every section is predrilled on each side, 6" from the end. Installation hardware package for each section includes four #10 x 1 1/2" Stainless Steel Screws with plastic drop in anchors.. Matching tamper resistant PVC caps are provided to plug the pre drilled holes once grating is installed.

- 1) Start installation by placing corner grates in place first.
- 2) Once corners are in place, begin setting straight grate sections around the pool.
- 3) Notice that each section has the side "C" channels cut flush on one end and with a 3/8" tab at the other. This will provide a 3/8" spacing between sections to mirror the spacing within the sections.
- 4) Once sections are in place, most likely the installer will need to cut to length the final section on each side.
- 5) Using the predrilled holes in each section and corner as guide, drill into the concrete holes to accept the plastic anchor and ultimately the #10 1/2" SS screw.
- 6) Having secured the grating with screws, place the Tamper resistant PVC cap in the predrilled hole.

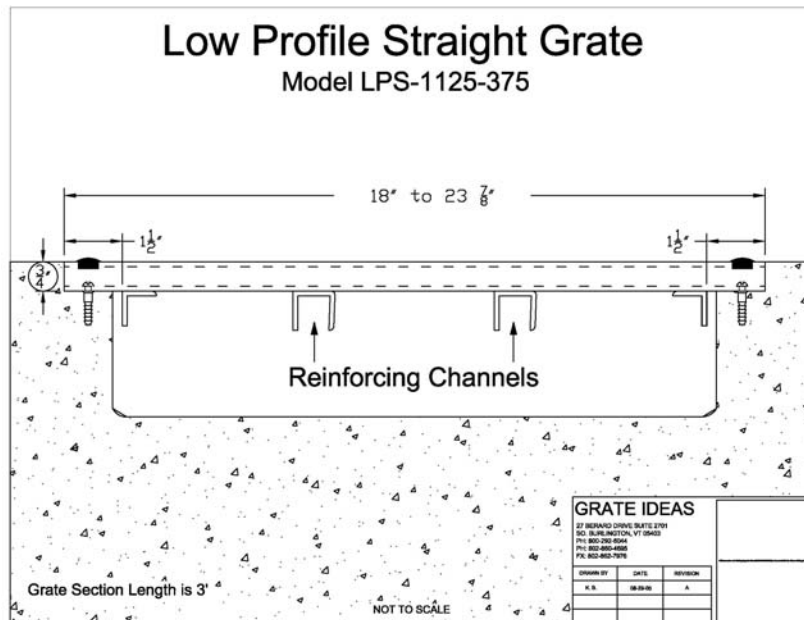
Grates are available in any width, measured to 1/8".



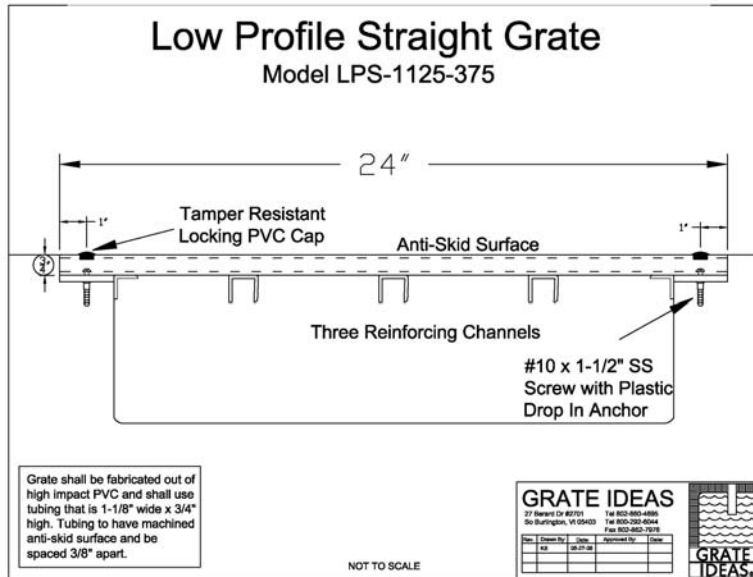
Grates exceeding 12" wide are fabricated with one reinforcing "C" channel, centered on the underside as shown below



Grates exceeding 18" wide are fabricated with two reinforcing "C" channel, centered on the underside as shown below



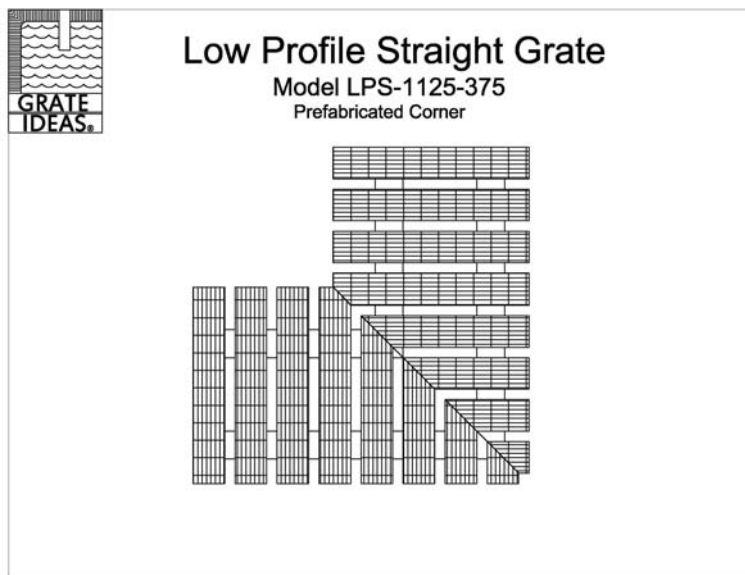
Grates exceeding 24" wide are fabricated with three reinforcing "C" channel, centered on the underside as shown below



## Prefabricated Corners

Grates are available in any width, measured to 1/8". All corners are mitered and tubing is welded for strength. Additional PVC Flat stock support is riveted, using 316 Stainless Steel rivets, to the underside in support of the mitered joint.

Corners are made to order to accommodate any angle.



## Warranty

Grate Ideas, Inc. warrants that all P.V.C pool grates will be free from defects for a period of ten years from the date of manufacture. Grate Ideas will repair or replace at its discretion any material found to be defective during the warranty period subject to the following conditions:

- 1) The material in question must be pre-approved for return to our factory. Call 800-292-6044 for RMA#
- 2) Material shall be packaged to prevent damage during shipping.
- 3) Material is to be returned prepaid.

### **Exclusions & Limitations**

- 1} This warranty does not apply to replacement necessitated by misuse and negligence.
- 2} The manufacturer shall not be liable for incidental or consequential damages such as, (but not limited to) expenses for telephone, travel, legal, or damage to personal property, loss of time or inconvenience.

No other warranties other than as set forth herein is represented by the manufacturer nor is any person authorized to make any representation of any expressed or implied warranty on its behalf