

# *Cruise Industry News*



## Global Cruise Ship Orderbook

**Ocean Ships On Order: 105**  
**Average Size: 87,693 Tons**  
**Average Capacity: 2,073 Passengers**  
**Average Cost \$590,000,000**

**Orderbook Value: \$61.9 Billion**  
**Total Berths: 217,624**  
**Average Price/Berth: \$284,545**

**January 2021**

### 2021:

Cruise Line	Ship	Cost <sup>1</sup>	Tonnage	Capacity	Yard	Sailing	Delivery
■ SunStone <sup>2</sup>	Ocean Explorer	\$65	8,000	140	CMIH	World	January
Viking Ocean	Viking Venus	\$400	47,000	930	Fincantieri	World	Q1
Sea Cloud	Spirit	\$100	6,000	136	Metalships	World	Q1
■ Coral Expeditions	Geographer	\$75	5,500	120	VARD	Australia	Q1
■ Quark Expeditions	Ultramarine	\$150	13,000	200	Brodosplit	World	Q1
■ SunStone <sup>3</sup>	Ocean Victory	\$65	8,000	186	CMIH	World	March
Tradewind Voyages	Golden Horizon	\$100	8,770	300	Brodosplit	World	March
Royal Caribbean	Odyssey	\$950	167,000	4,200	Meyer	Caribbean	April
■ Crystal	Endeavor	\$390	19,800	200	MV Werften	World	April
■ Ponant	Commandant Charcot	\$324	30,000	270	VARD	World	May
Holland America	Rotterdam	\$520	99,000	2,660	Fincantieri	Eur/Carib	June
Ritz-Carlton	Evrima	\$225	25,000	298	Barreras	World	Spring
■ Hapag-Lloyd	H/Spirit	\$155	16,100	230	VARD	World	Q2
■ Mystic/Atlas	World Navigator	\$80	9,300	200	West Sea	World	Q2
Virgin	Valiant Lady	\$710	110,000	2,770	Fincantieri	Eur/Carib	Q2
Emerald	Azzurra	\$100	10,000	100	Halong	World	Q2
MSC Cruises	Virtuosa	\$900	177,100	4,888	Chantiers	Europe	Q2
MSC Cruises	Seashore	\$1,100	169,380	4,560	Fincantieri	Europe	Summer
■ SunStone <sup>4</sup>	Sylvia Earle	\$65	8,000	130	CMIH	World	September
Princess	Discovery Princess	\$760	141,000	3,660	Fincantieri	Eur/Carib	October
■ Oceanwide	Janssonius	\$85	6,300	174	Brodosplit	World	October
■ Seabourn	Venture	\$225	23,000	264	Mariotti Damen	World	Q3
■ Lindblad	NG Resolution	\$150	12,000	126	Ulstein	World	Q3
■ AIDA Cruises	AIDAcosma	\$950	183,900	5,400	Meyer	Europe	Q3
■ Swan Hellenic	Minerva	\$150	10,000	152	Helsinki	World	November
Silversea	Silver Dawn	\$380	40,700	596	Fincantieri	World	Q4
■ Viking Ocean	Viking Octantis	\$275	30,000	378	VARD	World	Q4
■ Costa Cruises	Toscana	\$950	183,900	5,224	Meyer Turku	South Am	Q4

2. On charter to Vantage Travel.

3. On charter to Victory Cruise Lines and Albatros Expeditions.

4. On charter to Aurora Expeditions.

# EXECUTIVE GUIDE **2021**



All the contacts at the cruise lines are at your fingertips: Addresses, key executives, websites, email formats, fax and phone numbers of all the cruise lines throughout the world.

Wide-ranging executive contacts involved in decision making, ship deployment, food and beverage purchasing, IT, finance, marine and hotel, drydocks and refurbishments and much more.

Includes detailed summaries of each cruise line as a complete listing of ships for each brand, with year built and passenger capacity.

**ORDER TODAY \$199**

**110+**  
Ship  
Operators

**100+**  
Pages of High-Value  
Information

**1,600+**  
Names  
and Titles

- ◆ New Cruise Brands
- ◆ Huge Post COVID-19 Update!

**EASY TO READ  
FORMAT  
USEFUL FOR:**

All decision makers,  
port executives, suppliers,  
vendors, agents, anyone  
who needs to reach key  
people at the cruise lines.

**Download Now PDF**

[CruiseIndustryNews.com](http://CruiseIndustryNews.com)

### 2022:

Cruise Line	Ship	Cost <sup>1</sup>	Tonnage	Capacity	Yard	Sailing	Delivery
SunStone <sup>5</sup>	Ocean Odyssey	\$65	8,000	140	CMIH	World	February
Mystic/Atlas	World Traveller	\$80	9,300	20	West Sea	World	Q1
Ritz-Carlton	Unnamed	\$225	25,000	298	Barreras	World	Q1
Dream Cruises	Global Dream	\$1,800	208,000	5,000	MV Werften	China	Q1
Royal Caribbean	Wonder	\$1,300	227,625	5,448	Chantiers	China	Spring
Celebrity	Beyond	\$900	129,500	2,900	Chantiers	TBA	Spring
Swan Hellenic	Unnamed	\$150	10,000	152	Helsinki	World	April
Seabourn	Unnamed	\$225	23,000	264	Mariotti Damen	World	May
MSC Cruises	Europa	\$1,200	205,700	5,400	Chantiers	TBA	May
Royal Caribbean	Unnamed	\$1,100	200,000	5,000	Meyer Turku	TBA	Q2
Viking Ocean	Viking Polaris	\$275	30,000	378	VARD	World	Q2
Aranui	AraMana	\$150	10,000	280	Huanghai	Asia	Q2
Disney	Disney Wish	\$900	140,000	2,500	Meyer	TBA	Q2
SunStone <sup>6</sup>	Ocean Albatros	\$65	8,000	186	CMIH	World	October
Celebrity	Unnamed	\$900	129,500	2,900	Chantiers	TBA	Fall
Virgin	Unnamed	\$710	110,000	2,770	Fincantieri	TBA	Q3
Mystic/Atlas	World Seeker	\$80	9,300	200	West Sea	World	Q4
Swan Hellenic	Unnamed	\$170	12,500	192	Helsinki	World	Q4
Viking Ocean	Viking Neptune	\$400	47,000	930	Fincantieri	World	Q4
Carnival	Celebration	\$950	183,900	5,200	Meyer Turku	TBA	TBA
Norwegian	Unnamed	\$850	140,000	3,300	Fincantieri	TBA	TBA
Viking Ocean	Viking Mars	\$400	47,000	930	Fincantieri	World	TBA
Cunard Line	Unnamed	\$600	113,000	3,000	Fincantieri	World	TBA
P&O Cruises	Unnamed	\$950	183,900	5,200	Meyer	TBA	TBA
Silversea	Unnamed	\$600	60,000	600	Meyer Werft	World	TBA
Oceania	Unnamed	\$660	67,000	1,200	Fincantieri	TBA	TBA
Paul Gauguin	Unnamed	\$165	11,000	230	VARD	Asia-Pacific	TBA
Paul Gauguin	Unnamed	\$165	11,000	230	VARD	Asia-Pacific	TBA
Scenic	Eclipse II	\$185	16,500	228	Rijeka	World	TBA
Crystal	Unnamed	\$390	19,800	200	MV Werften	World	TBA

5. On charter to Vantage Travel.

6. On charter to Albatros Expeditions.

# 2021

# DRYDOCKING + REFURBISHMENT REPORT

Special Report

## Cruise Industry News

### 2021 Drydocking and Refurbishment REPORT

**405+\***  
Ocean Going Ships

**14 Days**  
Average Drydocking

## 2021 DRYDOCKING + REFURBISHMENT

**405+\***  
Ocean Going Ships

**14 Days**  
Average Drydocking

### DRYDOCKS

#### 2022 PROJECTED

Note: This data is based on research by Cruise Industry News and subject to change. The vessel build dates generally publish drydocking information until contracts are complete.

LINE	SHIP	BUILD	TONNAGE	CAPACITY	REGION	DATE	YEAR	PERIOD/STATUS
Costa	Victoria	1996	75,951	1,928	Europe	Sep	2022	Sep 2020
Disney	Magic	1998	83,338	1,754	Caribbean	Sep	2022	Sep 2020
Lindblad	Nat Geo Orion	2003	3,984	196	Europe	Sep	2022	Sep 2020
Pullmantour	Monarch	1991	73,941	2,354	Europe	Sep	2022	Sep 2020
P&O Australia	Pacific Adventure	2001	100,805	2,592	Asia	Sep	2022	Sep 2020
Royal Caribbean	Radiance	2004	90,099	2,100	Asia	Sep	2022	Sep 2020
Azamara	Journey	2000	30,277	710	Europe	Oct	2022	Oct 2020
Celestity	Infinity	2001	90,228	2,038	Caribbean	Oct	2022	Oct 2020
Disney	Dream	2011	129,690	2,500	Caribbean	Oct	2022	Oct 2020
Fred. Olsen	Biblicica	1972	28,388	900	Europe	Oct	2022	Oct 2020
Grand Circle	Clio	1998	3,024	90	Europe	Oct	2022	Oct 2020
Hurtigruten	Polaris	1996	11,341	458	Europe	Oct	2022	Oct 2020
MSC	Sinfonia	2002	88,609	1,566	Europe	Oct	2022	Oct 2020
Norwegian	Escape	2015	165,157	4,248	Europe	Oct	2022	Oct 2020
One Ocean	RCGS Resolute	1991	8,378	184	Europe	Oct	2022	Oct 2020
P&O	Oceana	2000	79,499	2,016	Europe	Oct	2022	Oct 2020
Princess	Crown	2006	113,561	3,114	Europe	Oct	2022	Oct 2020
Princess	Sea	1998	77,499	2,016	Asia	Oct	2022	Oct 2020
Regent	Voyager	2003	68,000	720	Europe	Oct	2022	Oct 2020
Royal Caribbean	Enchantment	1997	82,910	2,252	Caribbean	Oct	2022	Oct 2020
TUI	Mein Schiff 5	2016	99,026	2,500	Europe	Oct	2022	Oct 2020
Carnival	Fascination	1994	70,538	2,044	Caribbean	Nov	2022	Nov 2020
Cunard	Queen Mary 2	2003	148,528	2,620	Europe	Nov	2022	Nov 2020
CCSC	Costa Mederera	2003	85,619	2,114	Asia	Nov	2022	Nov 2018
Grand Circle	Corinthian	1990	4,077	111	Europe	Nov	2022	Nov 2020
Holland America	Eurodam	2008	86,700	2,004	Caribbean	Nov	2022	Nov 2020
Hurtigruten	Richard With	1993	11,205	623	Europe	Nov	2022	Nov 2020
MSC	Divina	2012	137,936	3,274	Europe	Nov	2022	Nov 2020
MSC	Orchestra	2007	89,600	2,100	Europe	Nov	2022	Nov 2020
Norwegian	Epic	2010	155,000	4,100	Europe	Nov	2022	Nov 2020
Norwegian	Gem	2007	95,530	2,394	USA	Nov	2022	Nov 2020
Phoenix Reisen	Albatros	1993	28,518	824	Europe	Nov	2022	Nov 2020
Ponant	L'austral	2011	10,944	224	TBD	Nov	2022	Nov 2020
Princess	Island	2003	91,627	1,974	Europe	Nov	2022	Nov 2020
Salamis Filoxenia	Salamis Filoxenia	1975	15,402	400	Europe	Nov	2022	Nov 2020
Windstar	Wind Star	1986	5,703	148	Europe	Nov	2022	Nov 2020
Star	SuperStar Gemini	1992	50,764	1,942	Asia	Dec	2022	Dec 2020
Noble Caledonia	Island Sky	1992	4,200	114	Africa	Dec	2022	Dec 2020
Norwegian	Dawn	2002	92,250	2,256	Europe	Dec	2022	Dec 2020
Costa	Serenia	2007	114,417	3,012	Asia	Dec	2022	Dec 2020
Silversea	Wind	1994	16,927	296	Europe	Dec	2022	Dec 2020

- Over 100 Pages
- Complete Drydock Market Overview

- Cruise Vessel Schedule
- Plan Your Projects!



Download Now | [www.CruiseIndustryNews.com](http://www.CruiseIndustryNews.com)

### 2023:

Cruise Line	Ship	Cost <sup>1</sup>	Tonnage	Capacity	Yard	Sailing	Delivery
■ Dream Cruises	Unnamed	\$1,800	208,000	5,000	MV Werften	China	Q1
Ritz-Carlton	Unnamed	\$225	25,000	298	Barreras	World	Q1
Crystal	Unnamed	\$900	70,000	800	MV Werften	World	Q1
■ SunStone <sup>7</sup>	Ocean Discoverer	\$65	8,000	186	CMIH	World	March
TUI Cruises	Mein Schiff 7	\$625	110,000	2,900	Meyer Turku	Europe	Spring
■ AIDA Cruises	Unnamed	\$950	183,900	5,400	Meyer	TBA	Spring
MSC Cruises	Unnamed	\$600	64,000	1,000	Fincantieri	World	Spring
Royal Caribbean	Unnamed	\$1,300	231,000	5,714	Chantiers	TBA	Fall
■ Princess	Unnamed	\$1,000	175,000	4,300	Fincantieri	TBA	Q4
Virgin	Unnamed	\$795	110,000	2,770	Fincantieri	TBA	Q4
Regent	Unnamed	\$545	54,000	750	Fincantieri	World	Q4
Norwegian	Unnamed	\$850	140,000	3,300	Fincantieri	TBA	TBA
■ Carnival China	Unnamed	\$750	135,000	5,000	CSSC	China	TBA
MSC Cruises	Unnamed	\$1,100	169,380	4,560	Fincantieri	TBA	TBA
Viking Ocean	Unnamed	\$400	47,000	930	Fincantieri	World	TBA
■ MSC Cruises	Unnamed	\$1,000	177,000	4,888	Chantiers	TBA	TBA
Silversea	Unnamed	\$600	60,000	600	Meyer Werft	World	TBA
■ Mystic/Atlas	World Adventurer	\$80	9,300	200	West Sea	World	TBA
■ Mystic/Atlas	World Discoverer	\$80	9,300	200	West Sea	World	TBA
■ Crystal	Unnamed	\$390	19,800	200	MV Werften	World	TBA

7. On charter to Victory Cruise Lines and Aurora Expeditions.

# ANNUAL REPORT

## New 2021 Edition

### Cruise Industry News

## 2021 ANNUAL REPORT



34<sup>TH</sup> EDITION

#### WORLD CRUISE FLEET 1998 - 2021

	1998	2001	2004	2007	2010	2013	2016	2019	2021
Ships	720	720	720	720	720	720	720	720	720
Ships	189,282	205,253	217,456	231,890	249,728	270,294	294,294	320,294	349,728
Market Capacity	8,208,200	13,108,100	19,108,100	11,312,281	11,312,281	11,312,281	11,312,281	11,312,281	11,312,281
Percentage Change	8.6%	5.7%	3.3%	1.2%					

*(Note: Additional data points for 2004-2021 are present in the original image but partially obscured.)*

The chart shows the number of ships per year, the total number of berths (berths) offered by these ships and their total passenger capacity based on existing ship orders, known ship withdrawals and deployment changes. Notes: Starting in 2017 we have expanded our research to include various small expedition lines.

Cruise Industry News | 2021 Annual Report

#### KEY DEPLOYMENTS

Company	2020	2019	2018	2017	2016	2015	2014
<b>CARNIVAL</b>	77.2%	81.0%	82.2%	82.7%	79.3%	81.6%	83.0%
<b>ROYAL CARIBBEAN</b>	16.2%	13.8%	15.2%	16.0%	16.0%	16.0%	11.0%
<b>PRINCESS</b>	11.0%	11.4%	12.0%	12.0%	11.0%	11.0%	8.0%
<b>CELEBRITY</b>	6.2%	4.4%	4.5%	5.0%	4.9%	5.2%	5.0%
<b>HOLLAND AMERICA</b>	1.0%	1.0%	1.0%	1.0%	1.0%	1.0%	1.0%

*(Note: Additional data points for other companies are present in the original image.)*

#### ANNUAL CAPACITY GROWTH BY LARGEST COMPANIES 1998 - 2021

Company	1998	1999	2000	2001	2002	2003
<b>Carnival Cruise Line</b>	2,810,500	3,024,700	3,289,480	3,432,240	3,660,520	3,451,750
<b>Royal Caribbean</b>	1,312,200	1,700,100	2,147,200	2,615,500	2,950,200	3,048,200
<b>Princess</b>	820,000	841,184	1,144,904	1,354,800	1,458,680	1,414,200
<b>Celebrity</b>	670,000	672,000	680,000	680,000	680,000	680,000

Urban International and Celebrity Cruises deployed more ships on longer cruises. In 2006, Norwegian Cruise Line is accounted for as a single brand company with its new ownership structure, capacity is no longer included, and Orient Line has been shut down.

Cruise Industry News | 2021 Annual Report



- ▶ Capacity Projections Through 2027
- ▶ Updated 2020 and 2021 Numbers
- ▶ All the Data You Need!

→ ORDER NOW

[www.CruiseIndustryNews.com](http://www.CruiseIndustryNews.com)

### 2024:

Cruise Line	Ship	Cost <sup>1</sup>	Tonnage	Capacity	Yard	Sailing	Delivery
■ Royal Caribbean	Unnamed	\$1,100	200,000	5,000	Meyer Turku	TBA	Q2
MSC Cruises	Unnamed	\$600	64,000	1,000	Fincantieri	World	Spring
Celebrity	Unnamed	\$900	129,500	2,900	Chantiers	TBA	Fall
■ MSC Cruises	Unnamed	\$1,200	205,700	5,400	Chantiers	TBA	TBA
Norwegian	Unnamed	\$850	140,000	3,300	Fincantieri	TBA	TBA
■ Carnival China	Unnamed	\$750	135,000	5,000	CSSC	China	TBA
Viking Ocean	Unnamed	\$400	47,000	930	Fincantieri	World	TBA
■ TUI Cruises	Unnamed	\$850	161,000	4,000	Fincantieri	TBA	TBA
Ocean Residences	Njord	\$650	80,000	300	DIV	World	TBA
■ Disney	Unnamed	\$900	140,000	2,500	Meyer	TBA	TBA

### 2025:

Cruise Line	Ship	Cost <sup>1</sup>	Tonnage	Capacity	Yard	Sailing	Delivery
■ Princess	Unnamed	\$1,000	175,000	4,300	Fincantieri	TBA	Spring
MSC Cruises	Unnamed	\$600	64,000	1,000	Fincantieri	World	Spring
■ Royal Caribbean	Unnamed	\$1,100	200,000	5,000	Meyer Turku	TBA	Spring
■ MSC Cruises	Unnamed	\$1,200	205,700	5,400	Chantiers	TBA	TBA
Norwegian	Unnamed	\$850	140,000	3,300	Fincantieri	TBA	TBA
Viking Ocean	Unnamed	\$400	47,000	930	Fincantieri	World	TBA
Viking Ocean	Unnamed	\$400	47,000	930	Fincantieri	World	TBA
Oceania	Unnamed	\$660	67,000	1,200	Fincantieri	TBA	TBA
■ Disney	Unnamed	\$900	140,000	2,500	Meyer	TBA	TBA

### 2026:

Cruise Line	Ship	Cost <sup>1</sup>	Tonnage	Capacity	Yard	Sailing	Delivery
MSC Cruises	Unnamed	\$600	64,000	1,000	Fincantieri	World	Spring
Viking Ocean	Unnamed	\$400	47,000	930	Fincantieri	World	TBA
Viking Ocean	Unnamed	\$400	47,000	930	Fincantieri	World	TBA
Norwegian	Unnamed	\$850	140,000	3,300	Fincantieri	TBA	TBA
■ TUI Cruises	Unnamed	\$850	161,000	4,000	Fincantieri	TBA	TBA

### 2027:


Cruise Line	Ship	Cost <sup>1</sup>	Tonnage	Capacity	Yard	Sailing	Delivery
Viking Ocean	Unnamed	\$400	47,000	930	Fincantieri	World	TBA
Norwegian	Unnamed	\$850	140,000	3,300	Fincantieri	TBA	TBA
■ MSC Cruises	Unnamed	\$1,200	205,700	5,400	Chantiers	TBA	TBA

Note: For a full accounting of cruise ship orderbook trends dating back to 1988, please see the [Cruise Ship Orderbook Report](#)




INSTANT DOWNLOAD

# Digital Reports



Executive Guide



Drydocking Report



Expedition Market



China Market Report



River Report



USA River Report



Orderbook Report



Return to Service



Cruise Ship Index




Luxury Market



Secondhand Market




Current Orderbook



Zero Emissions



Brazil Market



Magazine Subscription



Financial Tracking

Subscribe and Download on [www.CruiseIndustryNews.com](http://www.CruiseIndustryNews.com)

### Coastal Ships:

Cruise Line	Ship	Cost <sup>1</sup>	Tonnage	Capacity	Yard	Sailing	Delivery
■ Havila	Capella	\$200	15,812	468	Tersan	Norway	2021
■ Havila	Castor	\$200	15,812	468	Tersan	Norway	2021
American	Melody	\$80	5,148	195	Chesapeake	U.S.	2021
American	Unnamed	\$80	5,148	195	Chesapeake	U.S.	2021
■ Havila	Polaris	\$200	15,812	468	Tersan	Norway	Q4 2022
■ Havila	Pollux	\$200	15,812	468	Tersan	Norway	Q4 2022
Viking	Mississippi	\$150	10,000	386	Edison Chouest	U.S.	2022

Note: For a full accounting of cruise ship orderbook trends dating back to 1988, please see the [Cruise Ship Orderbook Report](#)

(1) In Millions (USD) | Costs May Be Estimated

■ : LNG Powered

■ : Expedition Vessel

■ : China/Asia Market Dedicated Vessel

☑ : Delivered


TBA: To Be Announced

Last Updated: December 23, 2020

# CHINA 2021

## MARKET REPORT

- 2021+ Outlook
- Full Analysis
- Pricing Trends
- Local Players



[Download Now](#)