



# **UNITED STATES FLAG MANUAL**

**THE MILITARY SALUTE PROJECT  
MSP-08**

*This flag, which we honor and under which we serve, is the emblem of our unity, our power, our thought and purpose as a nation. It has no other character than that which we give it from generation to generation. The choices are ours.*

*It floats in majestic silence above the hosts that execute those choices, whether in peace or in war. And yet, though silent, it speaks to us, speaks to us of the past, of the men and women who went before us, and of the records they wrote upon it.*

*We celebrate the day of its birth; and from its birth until now it has witnessed a great history, has floated on high the symbol of great events, of a great plan of life worked out by a great people.*

*Woe be to the man or group of men that seeks to stand in our way in this day of high resolution when every principle we hold dearest is to be vindicated and made secure for the salvation of the nation.*

*We are ready to plead at the bar of history, and our flag shall wear a new luster. Once more we shall make good with our lives and fortunes the great faith to which we were born, and a new glory shall shine in the face of our people.*

**President Woodrow Wilson  
Flag Day ... June 14, 1917**

#### **DISCLAIMER AND NOTICE**

The mention of any group or organization in this manual is not meant to imply that any of the groups or organizations in any way endorse the *Military Salute Project*, the *Military Salute Project Forum*, the videos or manuals we distribute, or the groups or events we support. The *Military Salute Project* does not solicit, nor do we accept, any financial contributions.

This manual may be copied, distributed, and/or uploaded in its entirety provided it is offered free of charge and unedited in either content or format. The images used in this manual remain the property of their respective owners and cannot be used without prior permission. This publication is copyrighted.

## CONTENTS

Authorities and Citations .....	2
History of the Flag of the United States of America .....	3
The Federal Flag Code .....	7
The Pledge of Allegiance .....	8
The National Anthem .....	9
Display and Use of the Flag by Civilians .....	10
Capitol Flag Program .....	11
Freedom to Display the American Flag Act of 2005 .....	11
Position and Display of the United States Flag .....	12
Illustrations of Flag Positions .....	15
Flag Display Guidelines for Non-Military Vehicles .....	16
Display Guidelines for Flag Patches and Pins .....	20
Order of Precedence for Flags .....	23
Display of the Flag at Half-Staff .....	25
Military Funeral Flag Presentation Protocol .....	26
Order of Succession for Receiving the Burial Flag .....	26
Flag Protocol for National Cemeteries .....	27
Flag Protocol for Active Duty Military Deaths .....	28
United States Flags for the Funerals of Veterans .....	29
How to Fold the United States Flag .....	31
Origin of Flag Day .....	32
The Military Salute .....	33
POW/MIA Flag .....	34
Old Glory .....	35
Flags of the President and Vice President of the United States .....	36
Service Flag of the United States .....	37
Flags of the States and Territories .....	38
Care of Your Flag .....	43

## **AUTHORITIES and CITATIONS**

The information provided in this manual has been compiled from the following sources ...

United States Code - Title 4  
United States Code - Title 36  
United States Code - Title 38  
Public Law 83-319  
Public Law 89-335  
Public Law 89-443  
Public Law 90-363  
Public Law 90-381  
Public Law 94-53  
Public Law 94-344  
Public Law 101-355  
Public Law 103-308  
Public Law 105-85  
Public Law 107-51  
Public Law 107-89  
Public Law 203 of the 81st Congress  
Public Law 396 of the 83rd Congress  
Public Law 829 of the 77th Congress  
Freedom to Display the American Flag Act of 2005  
National Defense Authorization Act of 2008  
National Defense Authorization Act for Fiscal Year 2009  
United States House of Representatives Concurrent Resolution 139  
Congressional Summary of Federal Flag Laws  
Executive Order 10834  
Presidential Proclamation 2795  
Presidential Proclamation 3044  
Presidential Proclamation 3418  
Presidential Proclamation 3655  
Presidential Proclamation 3948  
Presidential Proclamation 4000  
Presidential Proclamation 4064  
Presidential Proclamation 4131  
United States Department of Veterans Affairs Form 21-2008  
United States Department of Defense Directive 1005  
United States Department of Defense Directive 1348  
United States Department of Defense Instruction 1348.33-M  
United States Army Institute of Heraldry  
United States Marine Corps Flag Manual - MCO P10520.3B  
United States Air Force Flag Protocol - Instruction 34-1201  
Military Salute Project Publication MSP-02  
Military Salute Project Publication MSP-03  
Military Salute Project Publication MSP-04  
Military Salute Project Publication MSP-07

## HISTORY OF THE FLAG OF THE UNITED STATES OF AMERICA

Before we became a nation, our land knew many flags. Long ago, the Norsemen probed our coastal waters sailing under the banner of the black raven. Columbus carried a Spanish flag across the seas. The Pilgrims carried the flag of Great Britain. The Dutch colonists brought their striped flag to New Amsterdam. The French explored the continent under the royal fleur-de-lis. Each native Indian tribe had its own totem and insignia. Immigrants of every race and nationality, in seeking a new allegiance, have brought their symbols of loyalty to our shores.

During the American Revolution, various banners were used by the not-yet-united colonies. A green pine tree with the motto *An Appeal To Heaven* was popular with our young Navy. The rattlesnake's warning, *Don't Tread On Me*, was displayed by aroused colonists along the Atlantic seaboard. The Moultrie Liberty flag, a large blue banner with a white crescent in the upper corner, rallied the defenders of Charleston, South Carolina, in 1776. The Bunker Hill flag was a blue banner with a white canton filled with a red cross and a small green pine. The flag of the maritime colony of Rhode Island bore a blue anchor under the word *Hope*. Strikingly similar to the Stars and Stripes was the flag carried by the Green Mountain Boys of Vermont at the battle of Bennington in August, 1777.



FORT MOULTRIE




GREEN MOUNTAIN BOYS



BENNINGTON FLAG

The first flag of the colonies to have any resemblance to the present Stars and Stripes was the Grand Union Flag, sometimes referred to as the Congress Colors, the First Navy Ensign, and the Cambridge Flag. When General George Washington took command of the Continental Army in Cambridge, Massachusetts in 1776, he stood under the Grand Union Flag. The flag consisted of thirteen stripes, representing the thirteen colonies, alternately red and white, with a blue field in the upper left hand corner bearing the crosses of Saint George of England and Saint Andrew of Scotland.



As the flag of the revolution, it was used on many occasions. It was first flown by the ships of the Colonial Fleet on the Delaware River. It was raised aboard Captain Esek Hopkin's flag-ship *Alfred* by John Paul Jones, then a Navy lieutenant, on December 3, 1775. Later the flag was raised on the Liberty Pole at Prospect Hill, which was near George Washington's headquarters in Cambridge, Massachusetts. It was our unofficial national flag on July 4, 1776 and it remained the unofficial national flag and ensign of the Navy until June 1777 when the Continental Congress authorized the Stars and Stripes.

The Stars and Stripes originated as a result of a resolution adopted by the Marine Committee of the Second Continental Congress in Philadelphia on June 14, 1777. The resolution read ... *Resolved, that the flag of the United States be thirteen stripes, alternate red and white; that the union be thirteen stars, white in a blue field representing a new constellation.* General George Washington said, "We take the stars from heaven, the red from our mother country, separating it by white stripes, thus showing that we have separated from her, and the white stripes shall go down to posterity representing liberty."

The resolution gave no instruction as to how many points the stars should have, nor how the stars should be arranged on the blue union. Consequently, some flags had stars scattered on the blue field without any specific design, some arranged the stars in rows, and some in a circle. The first Continental Navy Stars and Stripes had the stars arranged in staggered formation in alternate rows of threes and twos on a blue field. Other Stars and Stripes flags had stars arranged in alternate rows of four, five and four. Some stars had six points while others had eight.

Strong evidence indicates that Francis Hopkinson of New Jersey, a signer of the Declaration of Independence, was responsible for the stars in the U.S. flag. At the time that the flag resolution was adopted, Hopkinson was the Chairman of the Continental Navy Board's Middle Department. Hopkinson also helped design other devices for the government, including the Great Seal of the United States.

The most popular flag, with the stars in a circle so that no state could claim precedence over another, is known as the Betsy Ross flag, in honor of the seamstress who is supposed to have sewn the first one, although there is no proof that she made the first Stars and Stripes. It is known that on May 29, 1777, the State Navy Board of Pennsylvania commissioned Betsy Ross to sew flags for Navy vessels. Legend credits Ross with having sewn the first flag to meet the specifications outlined by Congress, while changing the stars from six points to five to speed her work. The flag was first carried in battle at Brandywine, Pennsylvania in September 1777. It first flew over foreign territory in early 1778, at Nassau in the Bahama Islands, where Americans captured a fort from the British. The flag popularly known as the Betsy Ross Flag, which arranged the stars in a circle, did not appear until the early 1790s.



After Vermont and Kentucky became states in the 1790s, Congress approved adding two more stars and two more stripes to the group that represented the original 13 colonies.



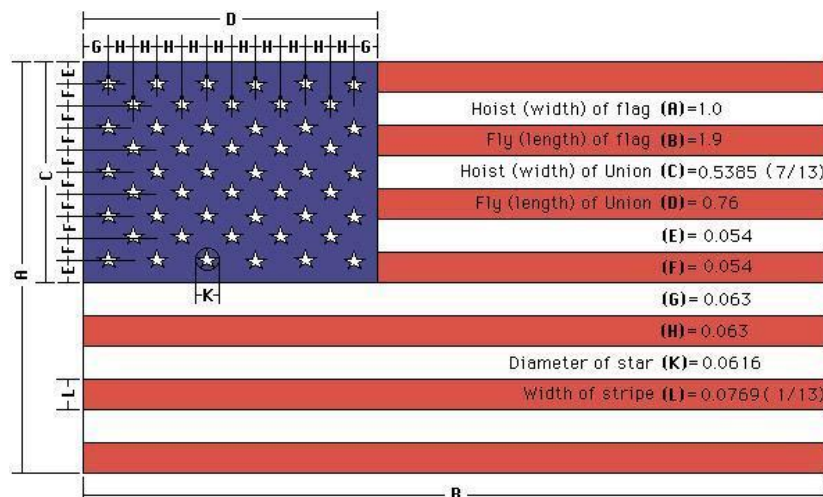
This flag was the official flag of our country from 1795 to 1818, and was prominent in many historic events. It was the first flag to be flown over a fortress of the Old World when American Marine and Naval forces raised it above the pirate stronghold in Tripoli on April 27, 1805. It was the ensign of American forces in the battle of Lake Erie in September of 1813, the flag that withstood enemy bombardment at Fort McHenry, Maryland on September 13 and 14, 1814, inspiring Francis Scott Key to write *The Star-Spangled Banner*, and it was flown by General Andrew Jackson at the battle for New Orleans in January, 1815.

Realizing the flag would become unwieldy with a stripe for each new state, Continental Navy Captain Samuel Reid suggested to Congress that the stripes remain thirteen in number to represent the thirteen colonies, and that a star be added to the blue field for each new state coming into the Union. On April 4, 1818, President James Monroe signed a bill requiring that the flag of the United States have a union of 20 stars, white on a blue field; that 13 stripes should be horizontal, alternately red and white; and that upon admission of each new State into the Union one star be added to the union of the flag on the fourth of July following its date of admission. The law did not specify color shades or arrangement of the stars, and wide variation persisted. During the Civil War, gold stars were more common than white and the stars sometimes appeared in a circle.

Since 1818, each new state has brought a new star for the flag. The first time the Stars and Stripes flew in a Flag Day celebration was in Hartford, Connecticut in 1861, the first summer of the Civil War. In the late 1800s, schools held Flag Day programs to contribute to the Americanization of immigrant children, and the observance caught on with individual communities. As a patriotic custom, the Stars and Stripes still flies in front of schools when classes are in session.

In 1916, the president proclaimed a nationwide observance of Flag Day, but it was not until 1949 that Congress voted for Flag Day to be a permanent holiday. On June 22, 1942, President Franklin Roosevelt approved House Joint Resolution 303, codifying the existing customs and rules governing the display and use of the flag of the United States by civilians. The law included provisions of the code adopted by the National Flag Conference in 1923, with certain amendments and additions. When the 49th and 50th stars were added in 1959 and 1960 for Alaska and Hawaii, the standards of design became even more precise.

President Eisenhower issued Executive Order No. 10834 on August 21, 1959. A national banner with 50 stars became the official flag of the United States. The flag was raised for the first time at 12:01 a.m. on July 4, 1960 at the Fort McHenry National Monument in Baltimore, Maryland. The regulated design calls for seven red and six white stripes, with the red stripes at top and bottom. The union of navy blue fills the upper left quarter from the top to the lower edge of the fourth red stripe. The stars have one point up and are in nine horizontal rows. The odd-numbered rows have six stars. The even-numbered rows have five stars, centered diagonally between the stars in the longer rows.




The Flag Code was re-enacted, with minor amendments, as part of the Bicentennial celebration in 1976. In the 105th Congress, the Flag Code was removed from Title 36 of the United States Code and recodified as part of Title 4.

The size of the flag is determined by the exposed height of the flagpole from which it is flying. Flags flown from angled poles on homes and those displayed indoors are usually either 3' x 5' or 4' x 6'. Other recommended sizes are shown in the following table ...

FLAGPOLE HEIGHT (feet)	FLAG SIZE (feet)
20 .....	4 x 6
25 .....	5 x 8
40 .....	6 x 10
50 .....	8 x 12
60 .....	10 x 15
70 .....	12 x 18
90 .....	15 x 25
125 .....	20 x 30
200 .....	30 x 40
250 .....	40 x 50

The following sizes of flags are authorized for executive agencies ...



Dimensions of flag		
Size	Hoist (width) Feet	Fly (length) Feet
(1)	20.00	38.00
(2)	10.00	19.00
(3)	8.95	17.00
(4)	7.00	11.00
(5)	5.00	9.50
(6)	4.33	5.50
(7)	3.50	6.65
(8)	3.00	4.00
(9)	3.00	5.70
(10)	2.37	4.50
(11)	1.32	2.50



## THE FEDERAL FLAG CODE

The United States Flag Code is found in Title 4 of the United States Code and the section of Title 36 which designates the Star-Spangled Banner as the national anthem and how to display the flag during its rendition. The Flag Code includes instruction and rules on such topics as the Pledge of Allegiance, display and use of the flag by civilians, time and occasions for display, position and manner of display, and how to show respect for the flag. The Code also grants authority to the President to modify the rules governing the flag.

Public concern and confusion regarding the proper respect shown to the United States flag has given rise to many questions on the law relating to the flag's handling, display, and use. State governments and the federal government have enacted legislation on this subject. On the national level, the Federal Flag Code provides uniform guidelines for the display of and respect shown to the flag. In addition to the Code, Congress has by statute designated the national anthem and set out the proper conduct during its presentation.

The Code is designed "for the use of such civilian groups or organizations as may not be required to conform with regulations promulgated by one or more executive departments" of the federal government. Thus, the Flag Code does not prescribe any penalties for non-compliance, nor does it include enforcement provisions; rather the Code functions simply as a guide to be voluntarily followed by civilians and civilian groups.

The Federal Flag Code does not purport to cover all possible situations. Although the Code empowers the President of the United States to alter, modify, repeal, or prescribe additional rules regarding the flag, no federal agency has the authority to issue official rulings legally binding on civilians or civilian groups. Consequently, different interpretations of various provisions of the Code may continue to be made. The Flag Code itself, however, suggests a general rule by which practices involving the flag may be fairly tested ... *No disrespect should be shown to the flag of the United States of America.*

Therefore, actions not specifically included in the Code may be deemed acceptable as long as proper respect is shown. In addition to the Flag Code, a separate provision contained in the Federal Criminal Code established criminal penalties for certain treatment of the flag. Prior to 1989, this provision provided criminal penalties for certain acts of desecration to the flag.

In response to the Supreme Court decision in *Texas v. Johnson* (which held that anti-desecration statutes are unconstitutional if aimed at suppressing one type of expression), Congress enacted the Flag Protection Act of 1989 to provide criminal penalties for certain acts which violate the physical integrity of the flag. This law imposed a fine and/or up to one year in prison for knowingly mutilating, defacing, physically defiling, maintaining on the floor, or trampling upon any flag of the United States. In 1990, however, the Supreme Court held that the Flag Protection Act was unconstitutional as applied to a burning of the flag in a public protest.

All of the states, at one time or another, have enacted laws relating to the United States flag. Even though the Federal Flag Code does not provide penalties for certain conduct or may not govern certain practices, state law may do so. Therefore, it is advisable to consider applicable provisions of state law, as well as federal law, on questions of proper use of the flag.

## THE PLEDGE OF ALLEGIANCE

The Pledge of Allegiance to the Flag of the United States was first given national publicity through the official program of the National Public School Celebration for Columbus Day in October, 1892. The Pledge had been published in the *Youth's Companion* in September, 1892 and was also sent out in leaflet form throughout the country.

Francis Bellamy and James Upham were members of the staff of the *Youth's Companion* when the Pledge was published. The family of each man contended that his was the authorship and both held evidence to substantiate their claims. To determine the actual authorship, the United States Flag Association appointed a committee to weigh the evidence of the two contending families. The committee decided in favor of Francis Bellamy and the decision was accepted by the American Flag Committee on May 18, 1939.

Bellamy had been chairman of the executive committee which formulated the program for the National Public School Celebration. He wrote, "Let the flag float over every school-house in the land and the exercise be such as shall impress upon our youth the patriotic duty of citizenship." He also included the original 23 words of the Pledge which he had developed ...

*I pledge allegiance to my Flag,  
and to the Republic for which it stands,  
one Nation indivisible,  
with liberty and justice for all.*

The wording of the Pledge has been modified several times. On June 14, 1923 at the First National Flag Conference, the words "the flag of the United States" were substituted for "my flag". In 1924, "of America" was added. The last change occurred on June 14, 1954 when President Dwight D. Eisenhower approved adding the words "under God". He said, "In this way we are reaffirming the transcendence of religious faith in America's heritage and future. In this way we shall constantly strengthen those spiritual weapons which forever will be our country's most powerful resource in peace and war."

## THE PLEDGE OF ALLEGIANCE

*I pledge allegiance to the Flag  
of the United States of America,  
and to the Republic for which it stands,  
one Nation under God, indivisible,  
with liberty and justice for all.*

The Pledge of Allegiance continued to be recited daily by children in schools across America, and gained heightened popularity among adults during the patriotic fervor created by World War II. Congress included the Pledge to the Flag in the United States Flag Code on June 22, 1942. The Pledge to the Flag received its official title as The Pledge of Allegiance in 1945.

When the Pledge is being given, all should stand facing the flag, with the right hand over the heart, fingers together and horizontal with the arm at as near a right angle as possible. When not in uniform, men should remove any non-religious head-dress with their right hand and hold it at the left shoulder, the hand being over the heart. Persons in uniform should remain silent, face the flag, and render the military salute.

## THE NATIONAL ANTHEM

The composition consisting of the words and music known as *The Star-Spangled Banner* is the national anthem. During a rendition of the national anthem when the flag is displayed, all present except those in uniform should stand at attention facing the flag with the right hand over the heart. Men not in uniform should remove their head-dress with their right hand and hold the head-dress at the left shoulder, the hand being over the heart; and, individuals in uniform should give the military salute at the first note of the anthem and maintain that position until the last note. When the flag is not displayed, all present should face toward the music and act in the same manner they would if the flag were displayed.

### *"The Star-Spangled Banner"*

by Francis Scott Key, September 1814  
(Sung to the tune "To Anacreon in Heaven")

*"O say! can you see, by the dawn's early light,  
What so proudly we hail'd at the twilight's last gleaming?  
Whose broad stripes and bright stars, thro' the perilous fight,  
O'er the ramparts we watched were so gallantly streaming?  
And the rockets' red glare, the bombs bursting in air,  
gave proof thro' the night that our flag was still there.  
O say! does that Star-Spangled Banner yet wave  
O'er the land of the free and the home of the brave?"*

*"On the shore, dimly seen thro' the mist of the deep,  
Where the foe's haughty host in dread silence reposes,  
What is that which the breeze, o'er the towering steep,  
As it fitfully blows, half conceals, half discloses?  
Now it catches the gleam of the morning's first beam,  
In full glory reflected now shines in the stream.  
'Tis the Star-Spangled Banner. O long may it wave  
O'er the land of the free and the home of the brave."*

*"And where is that band who so vauntingly swore,  
That the havoc of war and the battle's confusion  
A home and a country should leave us no more?  
Their blood has wash'd out their foul footsteps' pollution.  
No refuge could save the hireling and slave  
From the terror of flight or the gloom of the grave,  
And the Star-Spangled Banner in triumph doth wave  
O'er the land of the free and the home of the brave."*

*"O thus be it ever when freemen shall stand  
Between their lov'd home and war's desolation,  
Blest with vict'ry and peace, may the Heav'n-rescued land  
Praise the pow'r that hath made and preserv'd us a nation.  
Then conquer we must, when our cause it is just,  
And this be our motto, 'In God is Our Trust.'  
And the Star-Spangled Banner in triumph shall wave  
O'er the land of the free and the home of the brave."*

## **DISPLAY AND USE OF THE FLAG BY CIVILIANS**

The rules and customs pertaining to the display and use of the flag of the United States of America are established for the use of such civilians or civilian groups or organizations as may not be required to conform with regulations promulgated by one or more executive departments of the Government of the United States.

### **TIME AND OCCASIONS FOR DISPLAY**

The flag should be displayed on all days, especially on ...

- New Year's Day - January 1
- Inauguration Day - January 20
- Martin Luther King, Jr.'s birthday - third Monday in January
- Abraham Lincoln's birthday - February 12
- George Washington's birthday - third Monday in February
- Easter Sunday
- Mother's Day - second Sunday in May
- Armed Forces Day - third Saturday in May
- Memorial Day - last Monday in May
- Flag Day - June 14
- Independence Day - July 4
- Labor Day - first Monday in September
- Patriot Day - September 11
- Constitution Day - September 17
- Columbus Day - second Monday in October
- U.S. Navy Day - October 27
- Veterans Day - November 11
- Thanksgiving Day - fourth Thursday in November
- Pearl Harbor Remembrance Day - December 7
- Christmas Day - December 25
- The date of admission of States and on State holidays
- Other days as may be proclaimed by the President of the United States

On Memorial Day, the flag should be displayed at half-staff until noon, then raised to the top of the staff.

On Patriot Day, the flag should be displayed at half-staff from sunrise until sunset.

On Pearl Harbor Remembrance Day, the flag should be displayed at half-staff from sunrise until sunset.

The flag should be displayed daily on or near the main administration building of every public institution.

The flag should be displayed in or near every polling place on election days.

The flag should be displayed during school days in or near every schoolhouse.

The flag should not be displayed on days when the weather is inclement, except when an all-weather flag is displayed.

It is the universal custom to display the flag only from sunrise to sunset on buildings and on stationary flagstaffs in the open. When a patriotic effect is desired, the flag may be displayed 24 hours a day if properly illuminated during the hours of darkness.

There are eight sites in the United States where the flag is flown day and night under specific legal authority ...

Flag House Square in Baltimore, Maryland  
Fort McHenry National Monument in Baltimore, Maryland  
The White House  
Town Green in Lexington, Massachusetts  
United States Customs ports of entry  
United States Marine Corps Iwo Jima Memorial in Arlington, Virginia  
Valley Forge State Park in Pennsylvania  
Washington Monument

As a matter of custom, and without specific statutory or official authorization, the flag is flown at night at many other sites, including the United States Capitol. The display of the flag in a respectful manner with appropriate lighting does not violate the spirit of the Flag Code, since the dignity accorded to the flag is preserved by lighting that prevents it from being enveloped in darkness.

The flag should be hoisted briskly and lowered ceremoniously. During the ceremony of hoisting or lowering the flag, or when the flag is passing in a parade or in review, all persons present except those in uniform should face the flag and stand at attention with the right hand over the heart. Those present in uniform should render the military salute. When not in uniform, men should remove their head-dress with their right hand and hold it at the left shoulder, the hand being over the heart. Aliens should stand at attention. The salute to the flag in a moving column should be rendered at the moment the flag passes.

**PLEASE NOTE ...** Members of the Armed Forces and Veterans of the Armed Forces who are present but not in uniform are now permitted to salute the Flag as it passes in parade or in review, as well as during the playing of the National Anthem. Please see Page 33 for additional information.

## **CAPITOL FLAG PROGRAM**

Constituents may arrange to purchase flags that have been flown over the United States Capitol in Washington, DC by getting in touch with their Senators or Representative. A certificate signed by the Architect of the Capitol accompanies each flag. Flags are available for purchase in sizes of 3' x 5' or 5' x 8' in fabrics of cotton and nylon.

## **FREEDOM TO DISPLAY THE AMERICAN FLAG ACT OF 2005**

A condominium association, cooperative association, or residential real estate management association may not adopt or enforce any policy, or enter into any agreement, that would restrict or prevent a member of the association from displaying the flag of the United States on residential property within the association with respect to which such member has a separate ownership interest or a right to exclusive possession or use.

Nothing in the Act shall be considered to permit any display or use that is inconsistent with ...

(1) any provision of Chapter 1 of Title 4, United States Code, or any rule or custom pertaining to the proper display or use of the flag of the United States (as established pursuant to such chapter or any otherwise applicable provision of law); or,

(2) any reasonable restriction pertaining to the time, place, or manner of displaying the flag of the United States necessary to protect a substantial interest of the condominium association, cooperative association, or residential real estate management association.

## **POSITION AND DISPLAY OF THE UNITED STATES FLAG**

The flag should never be displayed with the union down, except as a signal of dire distress in instances of extreme danger to life or property.

The flag should never touch anything beneath it, such as the ground, the floor, water, or merchandise.

The flag should never be carried flat or horizontally, but always aloft and free.

No person shall display the flag of any other nation above or in a position of superior prominence or honor to the flag of the United States, provided that nothing shall make unlawful the continuance of the practice of displaying the flag of the United Nations in a position of superior prominence or honor, and other national flags in positions of equal prominence or honor, with that of the flag of the United States at the headquarters of the United Nations.

When flags of two or more nations are displayed, they are to be flown from separate staffs of the same height. The flags should be of approximately equal size. International usage forbids the display of the flag of one nation above that of another nation in time of peace.

No other flag or pennant should be placed above or, if on the same level, to the right of the flag except during church services conducted by United States Navy chaplains at sea, when the church pennant may be flown above the flag during church services for the personnel of the United States Navy.

When flags of states, cities, or localities, or pennants of societies are flown on the same halyard with the flag of the United States, the flag of the United States should always be at the peak.

The flag should be at the center and at the highest point of the group when a number of flags of states or localities or pennants of societies are grouped and displayed from staffs.

When flags are flown from adjacent staffs, the flag of the United States should be hoisted first and lowered last.

When the flag is displayed over the middle of the street, it should be suspended vertically with the union to the north in an east and west street or to the east in a north and south street.

When the flag is suspended over a sidewalk from a rope extending from a house to a pole at the edge of the sidewalk, the flag should be hoisted out, union first, from the building.

When displayed in a window, the flag should be displayed with the union or blue field to the left of the observer in the street.

When the flag is displayed from a staff projecting horizontally or at an angle from the window sill, balcony, or front of a building, the union of the flag should be placed at the peak of the staff unless the flag is at half-staff.

When the flag is suspended across a corridor or lobby in a building with one main entrance, it should be suspended vertically with the union of the flag to the observer's left upon entering. If the building has more than one main entrance, the flag should be suspended vertically near the center of the corridor or lobby with the union to the north, when entrances are to the east and west or to the east when entrances are to the north and south. If there are entrances in more than two directions, the union should be to the east.

When displayed either horizontally or vertically against a wall, the union should be uppermost and to the flag's own right, that is, to the observer's left.

When the flag is displayed with another flag against a wall using crossed staffs, the United States flag should be on its own right, and its staff should be in front of the staff of the other flag.

The flag, when carried in a procession with another flag or flags, should be either on the marching right, that is, the flag's own right, or, if there is a line of other flags, in front of the center of that line.

The flag should not be dipped to any person or thing. State flags, regimental colors, and organization or institutional flags are to be dipped as a mark of honor.

If an honor guard carries the flag for a ceremony in the area of a flag pole, the honor guard should be positioned between the flag pole and the audience.

When displayed from a staff in a church or public auditorium, the flag should hold the position of superior prominence, in advance of the audience, and in the position of honor to the speaker's right as he faces the audience.

When used on a speaker's platform, the flag, if displayed flat, should be displayed above and behind the speaker. Any other flag so displayed should be placed on the left of the speaker or to the right of the audience.

Bunting of blue, white, and red, always arranged with the blue above, the white in the middle, and the red below, should be used for covering a speaker's desk, draping in front of the platform, and for a decoration in general.

To prevent the official party from having to put their back-sides to the audience when the flag is on the stage behind them, pre-post the Colors on the stage, or, have the honor guard post the Colors on the stage and position the official party in the front row of the audience during the National Anthem.

It is not mandatory to retire the Colors just because the Colors have been posted. It is not customary to retire the Colors if they were not formally posted.

Positioning of flags is often arbitrary and based primarily on the best location for the event. This could be directly behind the speaker, to the observer's left of the speaker, or centered together on the stage.

When positioning flags, consider the traffic flow of those participating in the ceremony, obstruction of audiovisual equipment, getting flags into the background for photographs, and practicality.

The flag should form a distinctive feature of the ceremony of unveiling a statute or monument, but it should never be used as the covering for the statute or monument.

There are no laws or regulations restricting the use of a finial on a flag staff. The eagle finial is used by the President, the Vice-President, many federal agencies, and also by many civilian organizations and private citizens. The type of finial used, if any, is a matter of preference of the individual or organization.

The placing of a fringe on the flag is optional. Fringe should be used on indoor flags only. Fringe is considered to be an "honorable enrichment only" and is not regarded as an integral part of the flag.

No part of the flag should ever be used as wearing apparel, a costume, or athletic uniform, however, a flag patch may be affixed to the uniform of military personnel, policemen, firemen, and members of patriotic organizations.

The flag patch on the left sleeve of a military uniform should have the blue field to the viewer's left. A flag patch on the right sleeve should be displayed with the blue field to the viewer's right so that the flag is facing forward and streams to the back as the person moves forward.

A flag pin should be worn on the left lapel near the heart.

When the flag is displayed on a motorcar, the staff should be fixed firmly to the chassis or clamped to the right fender. Window-mount flags should be positioned on the right side (passenger side) of the vehicle.

The flag should not be draped over the hood, top, sides, or back of a vehicle or of a railroad train or a boat.

A flag decal or a flag magnet displayed on either side of a vehicle should have the blue field towards the front of the vehicle so that the flag appears to be moving forward as the vehicle moves forward.

The flag should not be displayed on a float in a parade except from a staff.

The flag should never be used as a covering for a ceiling.

The flag should never be used as bedding or drapery. It should never be festooned, drawn back or drawn up, bunched in folds, but always allowed to fall free.

The flag should never be used as a receptacle for receiving, holding, carrying, or delivering anything.

The flag should never be used for advertising purposes in any manner whatsoever. There is a federal criminal prohibition on the use of the flag for advertising purposes in the District of Columbia.

Advertising signs should not be fastened to a staff or halyard from which the flag is flown.

The flag should never have placed upon it, nor on any part of it, nor attached to it, any mark, insignia, letter, word, figure, design, picture, or drawing of any nature.

The flag should not be embroidered on such articles as cushions or handkerchiefs and the like, printed or otherwise impressed on paper napkins or boxes or anything that is designed for temporary use and discard.

The flag should never be fastened, displayed, used, or stored in such a manner as to permit it to be easily torn, soiled, or damaged in any way.

A torn flag may be mended, but a worn or tattered flag should be destroyed when it is no longer fit for display. It should be destroyed in a dignified way, preferably by burning.

When the flag is used to cover a casket, it should be placed so that the union is at the head and over the left shoulder. The flag should not be lowered into the grave or allowed to touch the ground.

Any rule or custom pertaining to the display of the flag of the United States of America may be altered, modified, repealed, or additional rules may be prescribed, by the Commander-in-Chief of the Armed Forces of the United States. Any such alteration or additional rule shall be set forth in a proclamation.





Over the middle of a street  
<<< north or east >>>



With another flag on crossed staffs



At an angle from a building



On a speaker's platform



A.M. Memorial Day P.M.



On the same halyard with flags of  
states, cities and organizations



When unveiling a statue  
or monument



On a wall



Suspended over a sidewalk



Draped over a casket



In a procession



Grouped with flags of other States,  
cities and organizations



With flags of two or more nations



Saluting the flag



Proper display of bunting

## FLAG DISPLAY GUIDELINES FOR NON-MILITARY VEHICLES

No other flag should be flown higher than the Flag of the United States of America. No other flag should be noticeably larger than the Flag of the United States of America. The U.S. Flag is mounted *on its own right as the vehicle is moving forward*, **except** when mounted as follows ...

- A single U.S. Flag mounted on the roof of an automobile or a truck, or on the rear fender or “bumper” of a motorcycle, can be mounted in the center of the vehicle or it can be mounted on the right side (passenger side) of the vehicle.
- The U.S. Flag can be displayed in the center of a row of an odd number of flags (i.e. three flags, five flags, seven flags, etc.) mounted across the roof of an automobile or truck or in a fender-mount or bumper-mount on the rear of a motorcycle. In this case, the U.S. Flag should be higher than all other flags. “Higher” means that the uppermost red stripe of the flag should be above the top of all other flags. This can generally be accomplished by using a U.S. Flag one size larger than all of the other flags or by extending the length of the pole holding a U.S. Flag that is the same size as all of the other flags.
- The U.S. Flag displayed in the center of a row of *multiple* U.S. Flags mounted in a line across the roof of an automobile or truck, or in a fender-mount or bumper-mount on the rear of a motorcycle, can be higher than all of the other U.S. Flags (in the case of an odd number of *multiple* U.S. Flags, i.e. three flags, five flags, seven flags, etc.) ... **OR** ... all of the U.S. Flags can be the same height and size.
- If a row of *multiple* U.S. Flags has an even number of flags (i.e. two flags, four flags, six flags, etc.), all of the flags in the row should be the same height and size.
- If U.S. Flags are flown from poles extending out of the “post holes” in the rear of, and on both sides of, the bed of a pickup truck, both U.S. Flags should be the same size and height.

The following pictures illustrate a variety of situations ...



One window-mounted U.S. Flag  
positioned on its own right  
(the passenger side of the vehicle)  
as the vehicle moves forward



One fender-mounted U.S. Flag  
positioned on its own right  
(the passenger side of the vehicle)  
as the vehicle moves forward



One roof-mounted U.S. Flag  
positioned in the center  
of the vehicle



One U.S. Flag  
positioned in the center  
of the rear of the motorcycle;  
flag is positioned straight-up



One U.S. Flag  
positioned in the center  
of the rear of the motorcycle;  
flag is angled to the rear



Two roof-mounted U.S. Flags  
of the same size and height  
positioned on both sides of the vehicle



Two U.S. Flags  
of the same height and size  
positioned in the center  
of the rear of the motorcycle;  
flags are leaning outwards at the same angle



U.S. Flag positioned on its own right  
as the vehicle moves forward;  
size of the U.S. Flag is  
equal to, or greater than, the other flag



U.S. Flag positioned on its own right  
as the vehicle moves forward;  
size of the U.S. Flag is  
equal to, or greater than, the other flag



U.S. Flag positioned on its own right  
as the motorcycle moves forward;  
size of the U.S. Flag is  
equal to, or greater than, the other flag



U.S. Flag positioned on its own right  
as the motorcycle moves forward;  
size of the U.S. Flag is  
equal to, or greater than, the other flag;  
both flags are positioned straight-up



U.S. Flag positioned on its own right  
as the motorcycle moves forward;  
size of the U.S. Flag is  
equal to, or greater than, the other flag;  
both flags are leaning outwards at the same angle





U.S. Flag positioned in the center  
of the rear of the motorcycle;  
U.S. Flag is larger and higher  
than the other flags



U.S. Flag positioned in the center  
of a row of flags on  
the rear of the motorcycle;  
U.S. Flag is mounted higher  
than the other flags

If multiple flags are displayed on the roof of an automobile or a truck, the U.S. Flag can be positioned by itself and centered ahead (towards the front bumper) of a “second row” that includes all of the remaining flags. The U.S. Flag should be the same size or larger than all of the other flags.

- ... **OR** ... the U.S. Flag can be positioned in the center of the row using a U.S. Flag that is larger than all of the other flags (or raising the U.S. Flag higher by extending the pole);
- ... **OR** ... the U.S. Flag can be positioned on its own right as the vehicle is moving forward using a U.S. Flag that is the same size or larger than all of the other flags.

Flags flown on the same pole as the U.S. Flag (i.e. the POW/MIA flag) should always be positioned beneath the U.S. Flag and, preferably, should be one size smaller.

Flags flown on civilian motor vehicles should **NOT** be half-staffed. The flag can be furled and secured with a black mourning ribbon streamer ... **OR** ... a black mourning ribbon streamer can be attached to the top of the pole as illustrated below. This is usually done for the day of the funeral only.



U.S. Flag with a  
black mourning ribbon streamer  
attached to the top of the pole;  
the streamer is **NOT** attached to the flag itself

## DISPLAY GUIDELINES FOR FLAG PATCHES AND PINS

### OFFICIAL UNITED STATES FLAG PATCHES AND PINS

The following patches and pins are all officially authorized renditions of the U.S. Flag. All have precedence over all other patches and pins ...



The first image is the Betsy Ross Flag. All officially-designated American historical and national flags are considered to be our National Ensign. The second image is the U.S. Flag patch that is worn on the *left sleeve* of the official uniform of a variety of organizations. It also appears on the front, *right side* of some First Responder organizations and on the front, *left side* of some Veterans Organizations and other organizations. The third image is the “reverse” U.S. Flag patch that is worn on the right sleeve of a Military uniform and the official uniform of a variety of organizations. The reverse image is used so that the U.S. Flag always appears to be moving forward as the wearer moves forward. The fourth image is a U.S. Flag lapel pin that is worn on the left lapel of clothing that has a collar or on the left side of a vest or jacket. The fifth image is the official U.S. Veteran pin. The sixth image is an official U.S. Veteran pin that is worn by a Veteran who served in the U.S. Marine Corps. Similar pins are available for Veterans of all of the Branches.

### PATCHES AND PINS USING THE U.S. FLAG

The *Minnesota Patriot Guard* patch shown below does **not** violate Flag Code, even though there are images super-imposed over the “flag” ...



When a U.S. Flag is displayed *in its entirety* and in its intended rectangular form, or in a “waving” form as in the *Tribute To The Troops* patch shown below, then there should be no text or images covering any part of the Flag. When *portions* of the Flag are used as a patriotic background, it is acceptable to display the portions as they appear in the *Minnesota Patriot Guard* patch. Both the *Minnesota Patriot Guard* patch and the *Tribute To The Troops* patch are in compliance with the Flag Code.



## PLACEMENT OF PATCHES AND PINS

The images used for the following illustrations have been purposely distorted to make them easier to display. Some images have been displayed on a contrasting background to make them easier to see. The terms “left” and “right” mean the left or right of the person wearing the vest or jacket. The U.S. Flag should be positioned as follows ...



The U.S. Flag should be positioned on the upper, left side of a vest (first image). On a jacket, the Flag can be positioned on the upper, left side of the front (second image), or on the left sleeve (third image), or a reverse-image patch can be placed on the right sleeve (fourth image). Position it as high as aesthetically possible to leave as much room below it to accommodate the patches and pins you already have as well as new ones you will acquire.





U.S. Flag patches positioned on the upper, right side of the front of a vest or jacket (image shown below) are **not** in the “wrong” position ...



Current or former police officers, firefighters, EMS personnel, security guards, etc., wear uniforms that have the U.S. Flag positioned on the right side because shields or badges are worn over the heart on the left side. A shield or badge is positioned over the heart of Law Enforcement personnel for practical reasons, such as to stop or deflect a bullet, or to reduce the impact of a bullet as much as possible.

In addition, the U.S. Flag Code specifically says the Flag should be on its own right, even though the Flag Code as it currently exists does not refer to uniforms. While it is true that some Military personnel, some Veterans, some government employees and some others might think that a U.S. Flag displayed on the right, front of a vest or a jacket is incorrect, there are valid reasons to explain the positioning.

The positioning of patches and pins on vests and on jackets is the same, so all of the following illustrations use vest images only ...

	<p>The U.S. Flag patch is positioned on the left side of the vest, on its own right, and in the top row.</p> <p>The Veteran pin is positioned to the left of the Flag patch so that the U.S. Flags are next to each other.</p>
	<p>This image illustrates a vertical row of patches/pins in the correct order of preference. The U.S. Flag patch is highest. The State of Minnesota flag patch is next. The U.S. Army flag patch is next. Various organizational logos follow.</p>
	<p>This image illustrates vertical rows of patches/pins using both sides of the vest and placed in the correct order of preference on each side.</p> <p>The U.S. Flag patch, the State of Minnesota flag patch, and the U.S. Army flag patch are on the left side of the vest because the left side has precedence.</p> <p>Various organizational logos are in the correct order of preference on the right side of the vest.</p>
	<p>This illustration shows a variety of patches/pins placed on both sides of the vest in the correct order of preference for each side.</p> <p>Military insignia normally positioned on the sleeves of Military uniforms can be placed on either side of a vest underneath service medals and/or ribbons.</p>



## **ORDER OF PRECEDENCE FOR FLAGS**

### **(1) National Flags**

Alphabetically after the U.S. Flag

### **(2) State Flags**

In order as they entered the Union (see Page 24)

### **(3) Service Flags**

U.S. Army

U.S. Marine Corps

U.S. Navy

U.S. Air Force

U.S. Coast Guard

Army National Guard

Army Reserve

Marine Corps Reserve

Naval Reserve

Air National Guard

Air Force Reserve

Coast Guard Reserve

### **(4) Organizational Flags (see Page 24)**

Highest ranking to lowest ranking

Alphabetically or numerically within equal ranks

Host flag displayed at the center of the grouping

### **(5) Individual Flags**

President of the United States

Vice-President of the United States

Secretary of Defense

Deputy Secretary of Defense

Inspector General, Department of Defense

Director of Defense Research and Engineering

Assistant Secretary of Defense

Civilian Leadership of Each Branch (see #3 for appropriate order)

Chairman, Joint Chiefs of Staff

Military Leadership of Each Branch (see #3 for appropriate order)

Chief of Staff

Vice Chief of Staff

Generals and Admirals (highest rank to lowest rank)

Individual Flags are not used for ...

Personnel simply in attendance and not formally taking part in a ceremony

Retired personnel (unless in uniform)

Senior Executive Service personnel not filling one of the positions listed above

Personnel selected for, but not confirmed to, one of the positions listed above

U.S. sister service general officers when their appropriate service flag is not available

General Officer flags may not be substituted for foreign country general officers of equivalent rank

## STATE FLAG PRECEDENCE

In the order States entered the Union ...

- |                     |                    |
|---------------------|--------------------|
| 1 - Delaware        | 26 - Michigan      |
| 2 - Pennsylvania    | 27 - Florida       |
| 3 - New Jersey      | 28 - Texas         |
| 4 - Georgia         | 29 - Iowa          |
| 5 - Connecticut     | 30 - Wisconsin     |
| 6 - Massachusetts   | 31 - California    |
| 7 - Maryland        | 32 - Minnesota     |
| 8 - South Carolina  | 33 - Oregon        |
| 9 - New Hampshire   | 34 - Kansas        |
| 10 - Virginia       | 35 - West Virginia |
| 11 - New York       | 36 - Nevada        |
| 12 - North Carolina | 37 - Nebraska      |
| 13 - Rhode Island   | 38 - Colorado      |
| 14 - Vermont        | 39 - North Dakota  |
| 15 - Kentucky       | 40 - South Dakota  |
| 16 - Tennessee      | 41 - Montana       |
| 17 - Ohio           | 42 - Washington    |
| 18 - Louisiana      | 43 - Idaho         |
| 19 - Indiana        | 44 - Wyoming       |
| 20 - Mississippi    | 45 - Utah          |
| 21 - Illinois       | 46 - Oklahoma      |
| 22 - Alabama        | 47 - New Mexico    |
| 23 - Maine          | 48 - Arizona       |
| 24 - Missouri       | 49 - Alaska        |
| 25 - Arkansas       | 50 - Hawaii        |

Flags of American Territories should be positioned next in alphabetical order. County flags should be positioned next and in alphabetical order within a state. City flags should be positioned next, with the capitol city placed first and other cities within the state positioned alphabetically. Municipal flags (town, township, unincorporated) should be positioned next, in alphabetical order within each group.

## ORGANIZATIONAL FLAG PRECEDENCE

Flags representing Veterans Service Organizations (VSOs) chartered by the U.S. Congress and that have been approved by the U.S. Department of Veterans Affairs to represent Veterans in front of the Veterans Benefits Administration (VBA), are positioned in the following order ...

- |  |  |
|--|--|
| 1 - American Ex-Prisoners of War         | 10 - Military Order of the Purple Heart      |
| 2 - American Legion                      | 11 - Military Order of the World Wars        |
| 3 - AMVETS                               | 12 - National Association for Black Veterans |
| 4 - Blinded Veterans Association         | 13 - Paralyzed Veterans of America           |
| 5 - Catholic War Veterans                | 14 - The Retired Enlisted Association        |
| 6 - Congressional Medal of Honor Society | 15 - Veterans of Foreign Wars                |
| 7 - Disabled American Veterans           | 16 - Veterans of the Vietnam War             |
| 8 - Jewish War Veterans                  | 17 - Vietnam Veterans of America             |
| 9 - Legion of Valor                      |  |

Flags representing all other organizations chartered by the U.S. Congress are positioned next, followed by civic groups and patriotic organizations in alphabetical order and then alphabetically or numerically within equal groups.

## **DISPLAY OF THE FLAG AT HALF-STAFF**

The United States flag is flown at half-staff when the entire nation is in mourning. These periods of mourning are proclaimed either by the President of the United States for national remembrance, or the governor of a state or territory for local remembrance, or in the event of a death of a member or former member of the federal, state or territorial government or judiciary.

The heads of departments and agencies of the federal government may also order that the flag be flown at half-staff on buildings, grounds and naval vessels under their jurisdiction.

The term "half-staff" means the position of the flag when it is one-half the distance between the top and bottom of the staff. The flag, when flown at half-staff, should be first hoisted to the peak for an instant and then lowered to the half-staff position. The flag should be again raised to the peak before it is lowered for the day.

The flag should fly at half-staff for 30 days at all federal buildings, grounds, and naval vessels throughout the United States and its territories and possessions after the death of the president or a former president.

The flag should fly at half-staff for 10 days after the death of the vice president, the chief justice or a retired chief justice of the United States Supreme Court, or the speaker of the House of Representatives.

The flag should fly at half-staff from the day of death until interment for an associate justice of the Supreme Court, a member of the Cabinet, a former vice president, the president pro tempore of the Senate, the majority leader of the Senate, the minority leader of the Senate, the majority leader of the House of Representatives, or the minority leader of the House of Representatives.

The flag should fly at half-staff on the day of and the day after the death of a United States senator, representative, territorial delegate, or the resident commissioner from the Commonwealth of Puerto Rico. It should also be flown at half-staff on all federal facilities in the state, congressional district, territory, or commonwealth of those officials.

The flag should fly at half-staff from the day of death until interment for the governor of a state, territory or possession. It should also be flown at half-staff on all federal facilities within that governor's state, territory or possession.

During burial at sea, the ship shall be stopped and the flag displayed at half-mast from the beginning of the funeral service until the body has been committed to the deep.

The flag should be flown at half-staff on Memorial Day from sunrise until noon only, then raised briskly to the top of the staff until sunset.

The flag should be flown at half-staff on Patriot Day from sunrise until sunset.

The flag should be flown at half-staff on Pearl Harbor Remembrance Day from sunrise until sunset.

The flag should be flown at half-staff on Peace Officers Memorial Day, unless that day is also Armed Forces Day.

The flag should be flown at half-staff on Fallen Firefighters Memorial Day.

The president may order the flag to be flown at half-staff to mark the death of other officials, former officials, or foreign dignitaries. In addition to these occasions, the president may order half-staff display of the flag after other tragic events.

## MILITARY FUNERAL FLAG PRESENTATION PROTOCOL

A United States flag drapes the casket of deceased Servicemembers and Veterans to honor their service to America. The flag is placed so that the blue field with stars is at the head and over the left shoulder of the deceased. After *Taps* has been played, the flag is carefully folded into the symbolic tri-cornered shape. A properly proportioned flag will fold 13 times on the triangles, representing the 13 original colonies. The folded flag is emblematic of the tri-cornered hat worn by the Patriots of the American Revolution. When folded, no red or white stripe is to be evident, leaving only the blue field with stars. The folded flag is then presented as a keepsake to the next of kin or an appropriate family member. Each branch of the Armed Forces uses its own wording for the presentation ...

**U.S. Army ...** This flag is presented on behalf of a grateful nation and the United States Army as a token of appreciation for your loved one's honorable and faithful service.

**U.S. Marine Corps ...** On behalf of the President of the United States, the Commandant of the Marine Corps, and a grateful nation, please accept this flag as a symbol of our appreciation for your loved one's service to Country and Corps.

**U.S. Navy ...** On behalf of the President of the United States and the Chief of Naval Operations, please accept this flag as a symbol of our appreciation for your loved one's service to this Country and a grateful Navy.

**U.S. Air Force ...** On behalf of the President of the United States, the Department of the Air Force, and a grateful nation, we offer this flag for the faithful and dedicated service of *rank and name of deceased*.

**U.S. Coast Guard ...** On behalf of the President of the United States, the Commandant of the Coast Guard, and a grateful nation, please accept this flag as a symbol of our appreciation for your loved one's service to Country and the Coast Guard.

If the next of kin has expressed a religious preference or belief, add ... God bless you and this family, and God bless the United States of America.

## ORDER OF SUCCESSION FOR RECEIVING THE BURIAL FLAG

For a Servicemember who died while serving on active duty, the line of succession is ...

- Spouse
- Sons or daughters in the order of age, oldest first
- Oldest parent, unless legal custody was granted to another person
- Blood or adoptive relative granted legal custody
- Brothers or sisters in the order of age, oldest first
- Oldest grandparent
- Other relative in accordance with laws of deceased's domicile

If the deceased was serving on active duty, he/she would have appointed a Primary Next-of-Kin in writing. That is the person whom the Military would notify if something happens to the Servicemember. It is not necessarily the surviving spouse. In addition, the Servicemember may have listed one or more alternates. That is the order the Military uses for notification and may also use for presenting the burial flag at a Military funeral.

If the deceased was a Veteran (someone who died after being discharged from the Military), the funeral director should ask the family who will receive the burial flag and then inform the leader of the Honor Guard when the procession arrives at the cemetery. If there is any dispute, the order is as follows (assuming the Veteran has not left written instructions) ...

Spouse

Children in the order of their age. The oldest has priority, regardless of sex. If the Veteran has children from another marriage, the children of the current marriage have priority, followed by the children of the earlier marriage in order of age (oldest first, regardless of sex).

Parents (father and then mother, although the older of the two should be given the option)

Siblings in the order of their age. The oldest has priority, regardless of sex.

Grandparents (grandfather and then grandmother, although the older of the two should be given the option)

Other relative in accordance with the laws of the deceased's state of residence

Generally speaking, it might help to think about the order an estate would be divided, assuming the Veteran died without preparing a will.

The flag is usually lifted from the coffin and folded during, or immediately following, the 3-volley rifle salute and the sounding of *Taps*. Placing spent shell casings into the fold of a Military Funeral Flag violates provisions of the United States Flag Code.

After a flag has been used for a Military or Veterans funeral, it should never be flown again or displayed in any other way than in the tri-fold shape in which it was presented to the next of kin. In other words, the folded flag should never be "opened" again. There are many appropriate display cases available for purchase to display the burial flag and to protect it from wear and fading.



## **FLAG PROTOCOL FOR NATIONAL CEMETERIES**

The United States flag is flown over national cemeteries every day during the hours of operation. The flag is flown at half-staff on the morning of Memorial Day and during interment services. Flags of any type are not permitted on the graves at any other time because of the possibilities of flag standards becoming flying missiles if struck by mowers, or becoming unsightly if left unattended. In addition, flag protocol requires that all United States flags flown after dark be illuminated.

## **FLAG PROTOCOL FOR ACTIVE DUTY MILITARY DEATHS**

Pursuant to the authority granted by Title 4 of the United States Code, and signed by the President of the United States on 29 June 2007, a Governor may authorize by proclamation or other appropriate manner that the National and State flags be flown at half-staff in the city of residence, the county seat, and in front of the State Capitol for one day as declared in the Governor's proclamation, to memorialize the death of a member of the Armed Forces who was serving on active duty at the time of death.

Pursuant to such proclamation, the National flag shall also be flown at half-staff at any federal installation or facility in the area covered by the proclamation.

When a member of the Armed Forces dies while serving on active duty, the chair of a County Commission or the Mayor of a city wherein the deceased resided, and where the decedents' parents and/or spouse reside (if applicable), may request in writing (including by fax or via e-mail) that the Governor authorize flying the National and State flags at half-staff for one day in front of the city hall, county court house and state capitol.

The request shall include ...

the date and circumstances of death

the day requested for flying the flag half-staff taking into account the family's wishes, the day of interment and other relevant factors

the date of enlistment, rank, deployment and relevant military history

the city of residence of the decedent (and spouse if applicable) and parents (if applicable)

the contact information of spouse and parents (if applicable) including home address, phone number and e-mail address)

any other information the family may suggest or request

This protocol shall be posted on the Governor's, Department of Military Affairs, and/or Department of Veterans Affairs websites. This protocol shall also be distributed to the state's Veteran Service Organizations and to all county and municipal offices.

Once a Proclamation is signed, the Executive Office of the Governor will distribute the Proclamation to the Mayor or the County Chairperson, the Department of Veteran Affairs, State Veterans organizations, and to specified federal agencies.



## **UNITED STATES FLAGS FOR THE FUNERALS OF VETERANS**

Generally, veterans with other than a dishonorable discharge are eligible to have a burial flag provided by the United States Department of Veterans Affairs, including ...

Veterans who were entitled to retired pay for service in the reserves, or would have been entitled to such pay but not for being under 60 years of age

Members or former members of the Selected Reserve (Army, Air Force, Coast Guard, Marine Corps, Naval Reserve, Air National Guard, or Army National Guard) who served at least one enlistment or, in the case of an officer, the period of initial obligation, or were discharged for disability incurred or aggravated in the line of duty, or died while a member of the Selected Reserve

Veterans who served in the Philippine military forces while such forces were in the service of the U.S. Armed Forces under the President's Order of July 26, 1941 and died on or after April 25, 1951 or served in the Philippine military services and are eligible for burial in a national cemetery

Persons not eligible for a burial flag include ...

Veterans who received a dishonorable discharge

Members of the Selected Reserve whose last discharge from service was under conditions less favorable than honorable

Peacetime veterans who were discharged before June 27, 1950 and did not serve at least one complete enlistment or incur or aggravate a disability in the line of duty

Veterans who were convicted of a Federal capital crime and sentenced to death or life imprisonment, or were convicted of a State capital crime and sentenced to death or life imprisonment without parole, or were found to have committed a Federal or State capital crime but were not convicted by reason of not being available for trial due to death or flight to avoid prosecution

Discharged or rejected draftees, or members of the National Guard, who reported to camp in answer to the President's call for World War I service but who, when medically examined, were not finally accepted for military service

Persons who were discharged from World War I service prior to November 12, 1918, on their own application or solicitation by reason of being an alien, or any veterans discharged for alienage during a period of hostilities

Persons who served with any of the forces allied with the United States in any war, even though United States citizens, if they did not serve with the United States Armed Forces

Persons inducted for training and service who, before entering such training and service were transferred to the Enlisted Reserve Corps and given a furlough

Former temporary members of the United States Coast Guard Reserve

To apply for a burial flag, complete VA Form 21-2008, and submit it to a funeral director or a representative of the veteran or other organization having charge of the funeral arrangements or acting in the interest of the veteran. When burial is in a national, State or military post cemetery, a burial flag will be provided.

You may get a flag at any VA regional office or U.S. Post Office. Provide a copy of the veteran's discharge documents that shows service dates and the character of service, such as DD Form 214, or verification of service from the veteran's service department or VA. If the claimant is unable to provide documentary proof, a flag may be issued when a statement is made by a person of established character and reputation that he/she personally knows the deceased to have been a veteran who meets the eligibility criteria.

Only one flag may be issued for each deceased veteran. Generally, the flag is given to the next-of-kin as a keepsake after its use during the funeral service. The flag is given to the following person(s) in the order of precedence listed ...

- surviving spouse
- children, according to age
- parents, including adoptive, stepparents, and foster parents
- brothers or sisters, including brothers or sisters of half blood
- uncles or aunts nephews or nieces
- others, such as cousins or grandparents

When there is no next-of-kin, VA will furnish the flag to a friend making a request for it. If there is no living relative or one cannot be located, and no friend requests the flag, it must be returned to the nearest VA facility.

The flag cannot be replaced if it is lost, destroyed, or stolen. Additionally, a flag may not be issued after burial unless it was impossible to obtain a flag in time to drape the casket or accompany the urn before burial. If the next-of-kin or friend is requesting the flag after the veteran's burial, he or she must personally sign the application and explain in the "Remarks" section the reason that prevented timely application for a burial flag.

When used to drape the casket, the flag should be placed as follows ...

**Closed Casket ...** When the flag is used to drape a closed casket, it should be so placed that the union (blue field) is at the head and over the left shoulder of the deceased.

**Half-Couch (Open) ...** When the flag is used to drape a half-couch casket, it should be placed in three layers to cover the closed half of the casket in such a manner that the blue field will be the top fold, next to the open portion of the casket on the deceased's left.

**Full-Couch (Open) ...** When the flag is used to drape a full-couch casket, it should be folded in a triangular shape and placed in the center part of the head panel of the casket cap, just above the left shoulder of the deceased.


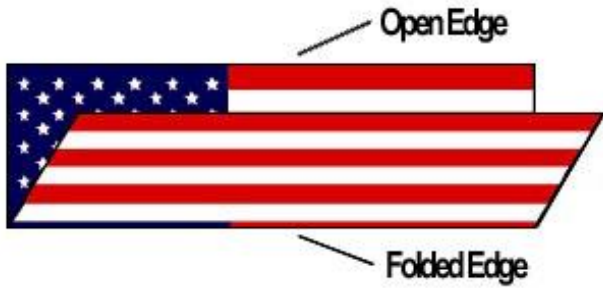
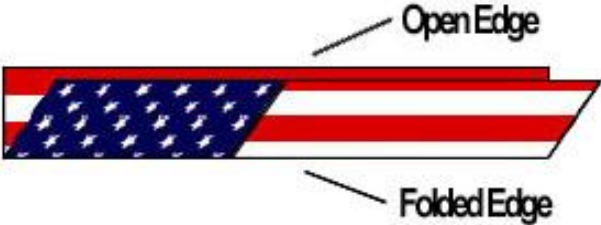
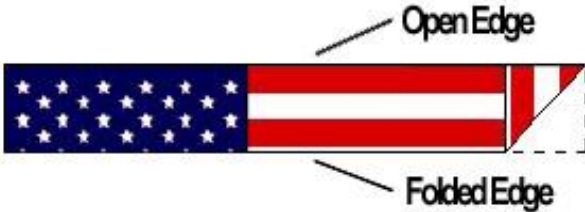



During a military commitment ceremony, the flag which was used to drape the casket is held waist high over the grave by the pallbearers and immediately folded after the sounding of *Taps*.

The flag should not be lowered into the grave or allowed to touch the ground.



## HOW TO FOLD THE UNITED STATES FLAG

United States flags are manufactured with a proportion of 1.0 (the Hoist, or Width) to 1.9 (the Fly, or Length), therefore the folding instructions are the same regardless of the size of the flag.

Start		<p style="text-align: center;">↑ HOIST ↓</p> <p style="text-align: center;">← FLY →</p>
Step 1		Fold the lower striped section of the flag over the blue field.
Step 2		Folded edge is then folded over to meet the open edge.
Step 3		A triangular fold is then started by bringing the striped corner of the folded edge to the open edge.
Step 4		Outer point is then turned inward and parallel with the open edge to form a second triangle.
Step 5		Triangular folding is continued until the entire length of the flag is folded in the triangular shape with only the blue field visible.
Completed		The edge of the final triangular fold is tucked tightly inside the remaining open fold.

**PLEASE NOTE ...** The popular *Meaning of the 13 Folds of the U.S. Flag* that has been circulating for years has no basis in historical fact or Military tradition. The 13 folds of the flag represent the 13 original American colonies and nothing else. Based on numerous rulings by the U.S. Supreme Court, the religious references of the *Meaning of the 13 Folds of the U.S. Flag* would likely be found unconstitutional if sanctioned by the Federal government or any State government.

## ORIGIN OF FLAG DAY

There are many claims to the first official observance of Flag Day following the flag's adoption in 1777. An event that included a celebration of the United States flag was held in Hartford, Connecticut in the summer of 1861. In the late 1800s, schools all over the United States held Flag Day programs to contribute to the Americanization of immigrant children. The observance gradually spread into communities across the country.

In 1885, Bernard Cigrand, a 19-year-old teacher in Waubeka, Wisconsin asked his students to write essays about the flag. Cigrand devoted the rest of his life attempting to gain national recognition and observance of Flag Day. William T. Kerr, a schoolboy in Pittsburgh, Pennsylvania is credited with founding the American Flag Day Association in 1888. He is often referred to as the "Father of Flag Day".

On June 14, 1889, George Bolch, the principal of a free kindergarten for the poor in New York City, had his school hold patriotic ceremonies to observe the anniversary of the Flag Day resolution. This initiative attracted attention from the State Department of Education, which arranged to have the day observed in all public schools thereafter. The state legislature passed a law making it the responsibility of the state superintendent of public schools to ensure that schools hold observances for Lincoln's birthday, Washington's birthday, Memorial Day and Flag Day.

The Betsy Ross House in Philadelphia held a Flag Day celebration on June 14, 1891. The New York Society of the Sons of the Revolution celebrated Flag Day in 1892. In 1893, the Society of Colonial Dames succeeded in getting a resolution passed to have the flag displayed on all public buildings in Philadelphia. More than 300,000 public school children celebrated Flag Day in Chicago on June 14, 1894.

In 1897, the governor of New York ordered the displaying of the flag over all public buildings in the state, an observance considered by some to be the first official recognition of the anniversary of the adoption of the flag outside of schools.

In 1916, President Woodrow Wilson issued a proclamation declaring June 14 be observed as National Flag Day. President Calvin Coolidge did the same in 1927. Pennsylvania became the first state to establish June 14 as Flag Day and a legal holiday in May, 1937. Flag Day is a nationwide observance today, but Pennsylvania is the only state that recognizes it as a legal holiday. The United States Congress approved the national observance on August 3, 1949 and President Harry Truman signed it into law.



## THE MILITARY SALUTE

The salute is one of the military's most honored traditions and one of the most recognized signs of showing respect. Saluting the Colors refers to paying tribute to the United States flag. There are two daily ceremonies in which uniformed service personnel salute the Colors. The first is at the beginning of the day at 0800 and involves raising the national flag while the National Anthem is played. The second is at sunset and consists of lowering the national flag while Retreat or the National Anthem is played.

If you are outdoors, stop what you are doing, face the flag or the direction in which Colors are being held, come to the position of Attention, and render a hand salute. Hold the salute until the last note of the music and then you may proceed. On Army and Air Force installations, it is customary to stop your vehicle, get out, come to the position of Attention, and render a hand salute if Colors or Retreat is sounded. On Navy and Coast Guard installations, stop your vehicle and sit at Attention until the last note of the music is sounded and then you may proceed. Dependents and civilians should face in the direction where Colors are being held and stand at Attention. Placing the right hand over the heart is optional. Talking during Colors or Retreat is forbidden and considered disrespectful.

To render a salute, raise the right hand smartly in the most direct manner while at the same time extending and joining the fingers. Keep the palm flat and facing the body. Place the thumb along the forefingers, keeping the palm flat and forming a straight line between the fingertips and elbows. Tilt the palm slightly toward the face. Hold the upper arm horizontal, slightly forward of the body and parallel to the ground.

Ensure the tip of the middle finger touches the right front corner of the head-dress. If wearing a non-billed hat, ensure the middle finger touches the outside corner of the right eyebrow or the front corner of glasses. The rest of the body will remain at the position of Attention. This is count one of the movement.

To complete count two of the movement, bring the arm smoothly and smartly downward, retracing the path used to raise the arm. Cup the hand as it passes the waist, and return to the position of Attention.



## MILITARY SALUTE OF THE FLAG

The National Defense Authorization Act of 2008 amended the United States Flag Code to permit veterans and out-of-uniform military personnel to salute during the raising, lowering or passing of the United States flag. Language included in the National Defense Authorization Act for Fiscal Year 2009 added approval for saluting during the playing of the National Anthem. The change made in the 2008 Act is as follows ...

### SECTION 1. CONDUCT BY MEMBERS OF THE ARMED FORCES AND VETERANS OUT OF UNIFORM DURING HOISTING, LOWERING, OR PASSING OF FLAG.

Section 9 of Title 4, United States Code, is amended by striking *all persons present and all that follows through the end* and inserting *those present in uniform should render the military salute. Members of the Armed Forces and veterans who are present but not in uniform may render the military salute. All other persons present should face the flag and stand at attention with their right hand over the heart, or if applicable, remove their headdress with their right hand and hold it at the left shoulder, the hand being over the heart. Citizens of other countries should stand at attention. All such conduct toward the flag in a moving column should be rendered at the moment the flag passes.*

## **POW/MIA FLAG**

In 1971, Mrs. Michael Hoff, the wife of a U.S. military officer listed as missing-in-action during the Vietnam War, developed the idea for a national flag to remind every American of the servicemembers whose fates were never accounted for during the war.

The black and white image of a gaunt silhouette, a strand of barbed wire and an ominous watchtower was designed by Newt Heisley, a former World War II pilot. Some claim the silhouette is a profile of Heisley's son, who contracted hepatitis while training to go to Vietnam. The virus ravaged his body, leaving his features hollow and emaciated. They suggest that while staring at his son's sunken features, Heisley saw the stark image of American servicemembers held captive under harsh conditions. Using a pencil, he sketched his son's profile, creating the basis for a symbol that would come to have a powerful impact on the national conscience.

By the end of the Vietnam War, more than 2,500 servicemembers were listed by the Department of Defense as Prisoner of War (POW) or Missing in Action (MIA). In 1979, as families of the missing pressed for full accountability, Congress and the president proclaimed the first National POW/MIA Recognition Day to acknowledge the families' concerns and symbolize the steadfast resolve of the American people to never forget the men and women who gave up their freedom protecting ours. Three years later in 1982, the POW/MIA flag became the only flag other than the Stars and Stripes to fly over the White House in Washington, DC.

On August 10, 1990, Congress passed U.S. Public Law 101-355, designating the POW/MIA flag as the symbol of our Nation's concern and commitment to resolving as fully as possible the fates of Americans still prisoner, missing and unaccounted for in Southeast Asia.

### **DISPLAYING THE POW/MIA FLAG**

Despite the erroneous information displayed on some websites, the POW/MIA flag is not considered to be a "National Flag". Except on the specific days listed below, the POW/MIA flag is considered to be an organizational flag. Organizational flags are the last group of flags in the precedence list.

Congress designated the third Friday of September as National POW/MIA Recognition Day and ordered prominent display of the POW/MIA flag on ...

Armed Forces Day – third Saturday in May

Memorial Day – last Monday in May

Flag Day – June 14

Independence Day – July 4

POW/MIA Recognition Day – third Friday in September

Veterans Day – November 11

If flying the flag from one flag pole, the POW/MIA flag is flown directly below the National Colors and above any state flag. If flying National, POW/MIA and State flags from two poles, the POW/MIA flag should be flown from the same pole as the U.S. flag, and beneath the U.S. flag, with the state flag flying from the pole to the left. If flying flags from three poles, the U.S. flag occupies the place of prominence (the right), with the POW/MIA flag immediately to the left of the U.S. flag, and the state flag to the left of the POW/MIA flag.

Active-duty military color guards do not carry a POW/MIA flag because it is an organizational flag. Other color guards that do carry the POW/MIA flag should position it among organizational flags, i.e. last in the order of precedence.

On the six national observances for which Congress has ordered display of the POW/ MIA flag, and *only* on those six observances, it is generally flown immediately below or adjacent to the United States flag (to the left of the United States flag or to the viewer's right of the United States flag) as second in order of precedence.

The National Defense Authorization Act of 1998 mandates that on the six national observances listed, the POW/MIA flag is to be flown over the following ...

- The White House
- United States Capitol
- Korean War Memorial and the Vietnam Veterans Memorial
- Offices of the Secretaries of State, Defense and Veterans Affairs
- Offices of the Director of the Selective Service System
- Every major military installation (as directed by the Secretary of Defense)
- Every United States Postal Service building
- Department of Veterans Affairs medical centers and national cemeteries

In addition, the act directs VA Medical Centers to fly the POW/MIA flag on any day on which the flag of the United States is displayed.



## OLD GLORY

The name “Old Glory” was first applied to the United States flag by a young sea captain who lived in Salem, Massachusetts. Captain William Driver was presented a flag for his 21<sup>st</sup> birthday by his mother and a group of local young ladies on March 17, 1824. Delighted with the gift, he named it *Old Glory*. The flag accompanied him on his many voyages. Driver settled in Nashville, Tennessee in 1837. He displayed *Old Glory* from a rope extending from his house to a tree across the street. When Tennessee seceded from the Union in 1861, he hid the flag inside a comforter. As Union soldiers entered Nashville in February 1862, he carried the flag to the State Capitol building and raised it for all to see.

Shortly before his death, Driver gave the flag to his daughter and said, “Mary Jane, this is my ship flag, *Old Glory*. It has been my constant companion. I love it as a mother loves her child. Cherish it as I have cherished it.” The flag remained in the Driver family until 1922, when they sent it to the Smithsonian Institution in Washington, where it is preserved to this day.

## **FLAGS OF THE PRESIDENT and VICE PRESIDENT of the UNITED STATES**

### **President of the United States**

The flag is blue, 4 feet 4 inches by 5 feet 6 inches. The coat of arms of the President of the United States is centered on the flag, encircled with 50 white stars, and trimmed on three edges with a fringe of silver and gold bullion 2-1/2" wide. Cord and tassel are red, white, and blue strands.



### **Vice President of the United States**

The flag is white, 4 feet 4 inches by 5 feet 6 inches, with a blue five-point star in each corner. The vice-presidential coat of arms is centered on the flag, and trimmed on three edges with a fringe of blue 2-1/2" wide. Cord and tassels are blue and white.





## SERVICE FLAG OF THE UNITED STATES

The Service Flag is an official banner authorized by the U.S. Department of Defense that may be displayed in a window of the place of residence of individuals who are members of the immediate family of an individual serving in the Armed Forces of the United States during any period of war or hostilities in which the Armed Forces of the United States are engaged. It is not necessary for the servicemember to be stationed overseas, or be present where hostilities are taking place.

Each blue star on the flag represents a servicemember in active duty. A gold star is displayed if a service member is killed in action or dies in service. If several stars are displayed by one family, the gold star takes the honor of being placed at the top. The gold star should be slightly smaller than the blue star to create a blue border surrounding the gold star.

Family members authorized to display the flag include the wife, husband, mother, father, step-mother or father, parent through adoption, foster parents who stand or stood *loco parentis*, children, step-children, children through adoption, brothers, sisters and half-brothers or sisters of a member of the Armed Forces of the United States. The Service Flag may also be displayed by an organization to honor the members of that organization serving during a period of war or hostilities.

The Service Flag, also called the Blue Star Flag, was designed in 1917 by U.S. Army Captain Robert Queissner, who had two sons serving on the front line. The flag quickly became the unofficial symbol of a child in service. In 1918, President Woodrow Wilson approved a suggestion made by the Women's Committee of the Council of National Defenses that mothers who had lost a child serving in the war wear a gold gilt star on the traditional black mourning arm band. This led to the tradition of covering the blue star with a gold star on the Service Flag to indicate that the servicemember has died. Displaying the Service Flag became widespread during WW II. Congress chartered the Blue Star Mothers of America in 1960, and in 1967 codified the Service Flag, specifying who is authorized to display the flags and requiring a license granted by the Department of Defense for the manufacture and sale of the Service Flag and the Service Flag lapel button.

The Service Flag is an indoor flag and should be flown facing out from the front window of the home or organization. If the U.S. Flag is also displayed with the Service Flag, the U.S. Flag should be of equal or greater proportions and should take the place of honor above the Service Flag. When the Service Flag is displayed other than by being flown from a staff, it will be suspended either horizontally or vertically.

A Service Flag lapel button featuring a blue star may be worn by members of the immediate family of an individual serving in the Armed Forces of the United States during any period of war or hostilities in which the Armed Forces of the United States are engaged. The Gold Star lapel button is distributed by the Department of Defense to eligible family members of a member of the Armed Forces who lost his or her life while engaged in an action against an enemy of the United States, while engaged in military operations involving conflict with an opposing foreign force, or while serving with friendly forces engaged in an armed conflict in which the United States is not a belligerent party against an opposing armed force.



## FLAGS OF THE STATES AND TERRITORIES

### ALABAMA



Entered the Union in 1819 as the 22<sup>nd</sup> state;  
flag adopted in 1895.

### ALASKA



Entered the Union in 1959 as the 49<sup>th</sup> state;  
flag adopted in 1927.

### ARIZONA



Entered the Union in 1912 as the 48<sup>th</sup> state;  
flag adopted in 1917.

### ARKANSAS



Entered the Union in 1836 as the 25<sup>th</sup> state; flag  
adopted in 1913, modified in 1923 and 1924.

### CALIFORNIA



Entered the Union in 1850 as the 31<sup>st</sup> state;  
flag adopted in 1911, modified in 1953.

### COLORADO



Entered the Union in 1876 as the 38<sup>th</sup> state;  
flag adopted in 1911, modified in 1964.

### CONNECTICUT



Ratified the Constitution in 1788 as the 5<sup>th</sup> state;  
flag adopted in 1897.

### DELAWARE



Ratified the Constitution on December 1, 1787  
as the 1<sup>st</sup> state; flag adopted in 1913.

### FLORIDA



Entered the Union in 1845 as the 27<sup>th</sup> state;  
flag adopted in 1900, modified in 1985.


### GEORGIA



Ratified the Constitution in 1788 as the 4<sup>th</sup> state;  
flag modified in 2003.



## HAWAII



Entered the Union in 1959 as the 50<sup>th</sup> state;  
flag adopted in 1816, modified in 1845.

## IDAHO



Entered the Union in 1890 as the 43<sup>rd</sup> state;  
flag adopted in 1927.

## ILLINOIS



Entered the Union in 1818 as the 21<sup>st</sup> state;  
flag adopted in 1915, modified in 1970.

## INDIANA



Entered the Union in 1816 as the 19<sup>th</sup> state;  
flag adopted in 1917.

## IOWA



Entered the Union in 1846 as the 29<sup>th</sup> state;  
flag adopted in 1921.

## KANSAS



Entered the Union in 1861 as the 34<sup>th</sup> state;  
flag adopted in 1925, modified in 1927 and 1963.

## KENTUCKY



Entered the Union in 1792 as the 15<sup>th</sup> state;  
flag adopted in 1918, modified in 1962.

## LOUISIANA



Entered the Union in 1812 as the 18<sup>th</sup> state;  
flag adopted in 1912.

## MAINE



Entered the Union in 1820 as the 23<sup>rd</sup> state;  
flag adopted in 1909.

## MARYLAND



Ratified the Constitution in 1788 as the 7<sup>th</sup> state;  
flag adopted in 1904

## MASSACHUSETTS



Ratified the Constitution in 1788 as the 6<sup>th</sup> state;  
flag adopted in 1908, modified in 1971.

## MICHIGAN




Entered the Union in 1837 as the 26<sup>th</sup> state;  
flag adopted in 1911.

## MINNESOTA



Entered the Union in 1858 as the 32<sup>nd</sup> state;  
flag adopted in 1957.

## MISSISSIPPI



Entered the Union in 1817 as the 20<sup>th</sup> state;  
flag adopted in 1894.

## MISSOURI



Entered the Union in 1821 as the 24<sup>th</sup> state;  
flag adopted in 1913.

## MONTANA



Entered the Union in 1889 as the 41<sup>st</sup> state;  
flag adopted in 1905, modified 1981.

## NEBRASKA



Entered the Union in 1867 as the 37<sup>th</sup> state;  
flag adopted in 1925.

## NEVADA



Entered the Union in 1864 as the 36<sup>th</sup> state;  
flag adopted in 1991.

## NEW HAMPSHIRE



Ratified the Constitution in 1788 as the 9<sup>th</sup> state;  
flag adopted in 1909, modified in 1932.

## NEW JERSEY



Ratified the Constitution in 1787 as the 3<sup>rd</sup> state;  
flag adopted in 1896.

## NEW MEXICO



Entered the Union in 1912 as the 47<sup>th</sup> state;  
flag adopted in 1925.

## NEW YORK



Ratified the Constitution in 1788 as the 11<sup>th</sup> state;  
flag adopted in 1901.

## NORTH CAROLINA




Ratified the Constitution in 1789 as the 12<sup>th</sup> state;  
flag adopted in 1885.

## NORTH DAKOTA



Entered the Union in 1889 as the 39<sup>th</sup> state;  
flag adopted in 1911.

## OHIO



Entered the Union in 1803 as the 17<sup>th</sup> state;  
flag adopted in 1902.

## OKLAHOMA



Entered the Union in 1907 as the 46<sup>th</sup> state;  
flag adopted in 1925, modified 1941 and 1988.

## OREGON



Entered the Union in 1859 as the 33<sup>rd</sup> state;  
flag adopted in 1925.

## PENNSYLVANIA



Ratified the Constitution in 1787 as the 2<sup>nd</sup> state;  
flag adopted in 1907.

## RHODE ISLAND



Ratified the Constitution in 1790 as the 13<sup>th</sup> state;  
flag adopted in 1897.

## SOUTH CAROLINA



Ratified the Constitution in 1788 as the 8<sup>th</sup> state;  
flag adopted in 1861.

## **SOUTH DAKOTA**



Entered the Union in 1889 as the 40<sup>th</sup> state;  
flag modified in 1992.

## **TENNESSEE**



Entered the Union in 1796 as the 16<sup>th</sup> state;  
flag adopted in 1905.

## **TEXAS**



Entered the Union in 1845 as the 28<sup>th</sup> state;  
flag adopted in 1839.

## **UTAH**



Entered the Union in 1896 as the 45<sup>th</sup> state;  
flag adopted in 1911, modified in 1913.

## **VERMONT**



Entered the Union in 1791 as the 14<sup>th</sup> state;  
flag adopted in 1923.

## **VIRGINIA**



Ratified the Constitution in 1788 as the 10<sup>th</sup> state,  
flag adopted in 1861.

## **WASHINGTON**



Entered the Union in 1889 as the 42<sup>nd</sup> state;  
flag adopted in 1923, modified in 1967.

## **WEST VIRGINIA**



Entered the Union in 1863 as the 35<sup>th</sup> state;  
flag adopted in 1905, modified in 1907 and 1929.

## **WISCONSIN**



Entered the Union in 1848 as the 30<sup>th</sup> state;  
flag adopted in 1913, modified in 1981.

## **WYOMING**



Entered the Union in 1890 as the 44<sup>th</sup> state;  
flag adopted in 1917.

### **AMERICAN SAMOA**



Unincorporated American territory since 1900;  
flag adopted in 1960.

### **DISTRICT OF COLUMBIA**



District established in 1791;  
flag adopted in 1938.

### **GUAM**



Established as a territory in 1898;  
flag adopted in 1917, modified in 1948.

### **NORTHERN MARIANAS**



Commonwealth established in 1986;  
flag adopted in 1972.

### **PUERTO RICO**



Commonwealth established in 1952;  
flag adopted in 1952.

### **VIRGIN ISLANDS**



Established in 1917;  
flag adopted in 1921.

### **CARE OF YOUR FLAG**

The life of a flag depends on how it is cared for. Dirt can cut fabrics, dull colors, and cause wear. Most outdoor flags can be washed in mild detergent and thoroughly rinsed. Indoor and parade flags should be dry-cleaned. Many dry cleaners offer free cleaning of U.S. flags during the months of June and July.

Damaged flags can be repaired and utilized as long as the overall dimensions are not noticeably altered.

Store the flag in a well-ventilated area away from any harsh chemicals or cleaning compounds. If a flag gets wet, never store it until it is completely dry. Wet folds cause permanent creases. Dampness ruins fabric and causes mildew.

Flag pole care is also related to flag care. Rust and scale cause permanent stains and some metallic oxides actually eat holes in fabric.