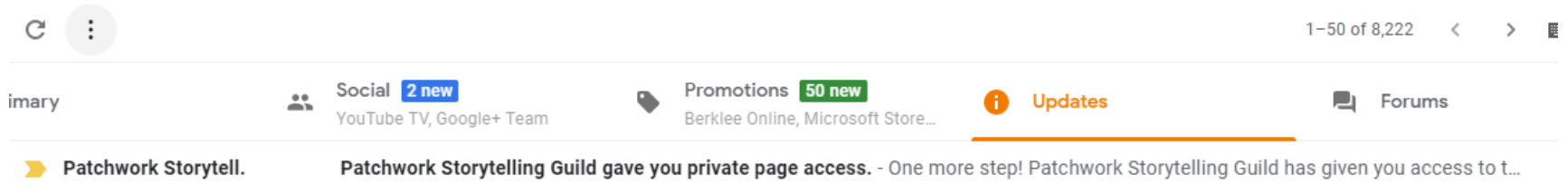
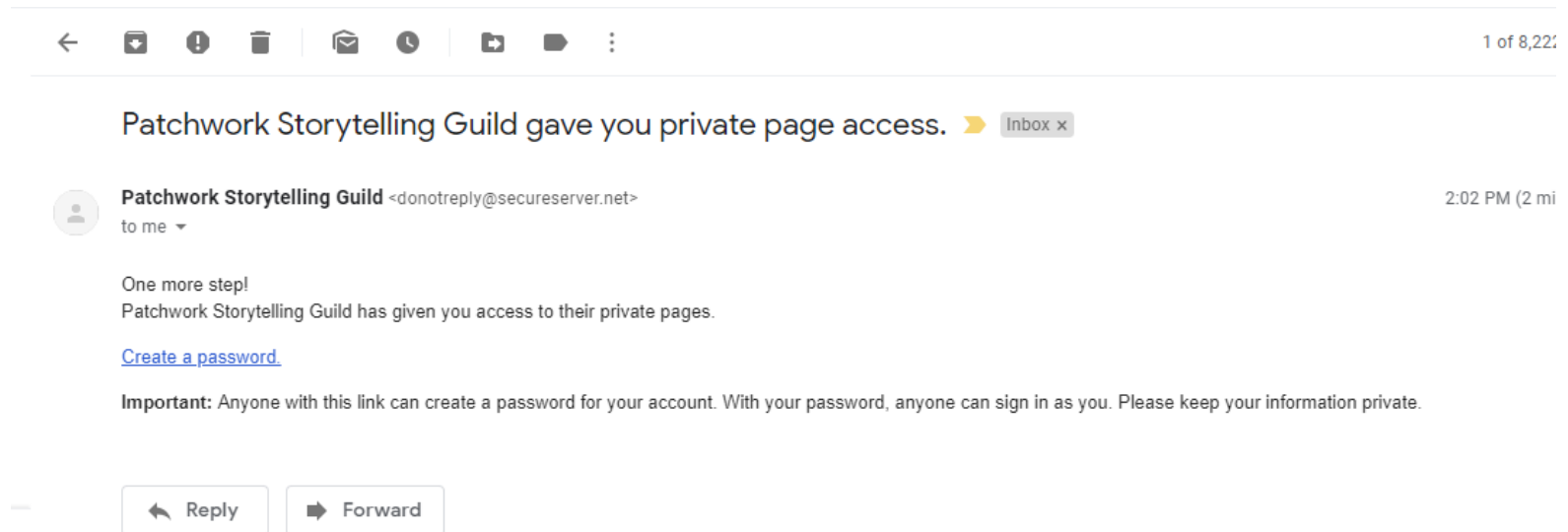


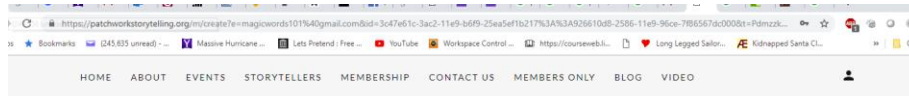
Step 1: Open the email sent to your email account.



Step 2: Click on link: Create a password.



Step 3: Create/Enter a password.



PATCHWORK STORYTELLING GUILD

SUPPORTING THE ART OF STORYTELLING

SET PASSWORD

You're signing in for the first time as magicwords101@gmail.com, so you need to set a password.

SET PASSWORD

SET PASSWORD

You're signing in for the first time as magicwords101@gmail.com, so you need to set a password.

SET PASSWORD

Step 4: You are now on the Patchwork website.

You can now access “Members Only” pages.

The image shows a browser window with several tabs open. The active tab is displaying the Patchwork Storytelling Guild website. A modal dialog box titled "Update password?" is overlaid on the page. The dialog contains a "Username" field with the value "magicwords101@yahoo.com" and a "Password" field with masked characters. There are two buttons: "Update password" (in blue) and "Nope". Below the fields, a note states: "Passwords are saved in your Google Account so you can use them on any device".

The background website page has the following content:

- Header: "PATCHWORK STORYTELLING GUILD" and "SUPPORTING THE ART OF STORYTELLING".
- Image: A large, colorful, abstract mosaic-style artwork.
- Navigation menu: HOME, ABOUT, EVENTS, STORYTELLERS, MEMBERSHIP, CONTACT US, MEMBERS ONLY, BLOG, VIDEO.
- Section Header: "PATCHWORK STORYTELLING GUILD" and "SUPPORTING THE ART OF STORYTELLING".
- Text: "Be part of the story. Be part of the Patchwork.com" and a green button labeled "FIND OUT MORE".
- Section Header: "Welcome".
- Text: "There's much to see here. So, take your time, look around, and learn all there is to know about us. We hope you enjoy our site and take a moment to drop us a line."