

# Key Tips: Develop Effective Lector Habits




## Newham Deanery & Partnership Youth Lectors




**VENERATE BOTH THE WORD AND THE EUCHARIST.**  
The workshop is about the practical and physical preparation for the ministry but we should not neglect the spiritual preparation.




**PREPARATION**  
Read all the readings, not just your own. Use a study Bible to ensure you understand them. Pray the word regularly.




**POINTS TO REMEMBER**  
Check the microphone before Mass. Don't rush!  
Sit at the front ready.



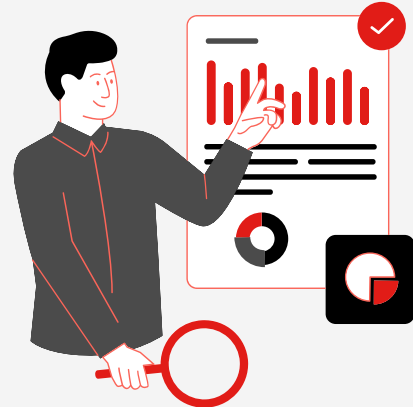
**BOW TOGETHER**  
Meet at the middle of the altar and make a profound bow together.  
Don't draw attention to yourself as you go up.




**CHECK...**  
Check the lectionary, make sure you are on the right page (make sure you know to find the right page).



**WAIT...**  
Before you start to read, wait for silence and for people to settle down.



**MOVE & LISTEN...**  
Make your movements purposeful.  
Listen to the word with the congregation.



**REVIEW AND ADJUST**  
Check the lectionary, make sure you are on the right page (make sure you know to find the right page).




**POSTURE**  
Relax your muscles. If you are tall enough, put your hands on the lectionary. Have your feet slightly apart with your weight evenly balanced.



**STAND TALL**  
Stand tall but don't hold head rigidly (you're not in the army). Avoid tension in neck or shoulders (don't push head forward or hold it back).

# Key Tips: Develop Effective Lector Habits

Newham Deanery & Partnership Youth Lectors




**DON'T SAY!**  
Don't say "First Reading" etc... just "A reading from..."  
For the psalm, don't say "The response is..." just say the words.



**DON'T TELL!**  
Don't tell people to stand for the Alleluia just say "Alleluia Alleluia" and they should automatically stand.




**BREATHE...**  
Breathe by expanding the rib cage - fill your lungs.  
Don't hold your stomach in.  
Practise by lying on the floor.




**EYE CONTACT**  
Don't stare - allow eyes to wander over the congregation.  
Read ahead so you don't lose your place.



**LOOK UP!**  
At least look up at the start and the end i.e "A reading from..." and "The word of the Lord".



**PAUSE...**  
Leave a reasonable pause before saying "The word of the Lord" - how long depends on you and gets easier to judge with experience.



**PITCH**  
Used to accentuate or emphasise words or phrases: can indicate a change of mood for lighter mood, or for solemn moods.



**PACE**  
Accentuate by dwelling on vowels especially for long sentences. Make sure you can articulate each word.



**POWER**  
The 'loudness' of each syllable and can also be used to accentuate.




**PRAY**  
Pray for strength and guidance

# Key Tips: Develop Effective Lector Habits

Newham Deanery & Partnership Youth Lectors



**READING PAUSES**  
Pause as appropriate at punctuation. Use dramatic pauses before words that ask mental questions.




**EMOTIONAL NOT DRAMATIC**  
Use emotional pauses to indicate a particular state of mind




**VERSE PAUSES**  
Use verse pauses e.g. for the psalm, hold the final word of each verse or use upward inflection.




**INFLECTION: (INTONATION)**  
Inflection involves the variation in pitch and tone during speech. It's used to add emphasis, convey emotion, or indicate a question.




**TONE**  
Good vocal quality. Tone is adjusted to convey emotion. It usually happens mentally as you tell the story. It may help to practise sounds or tongue twisters to improve articulation.



**THE WORD OF THE LORD**  
Leave a reasonable pause before saying "The word of the Lord" - how long depends on you and gets easier to judge with experience.



**PRACTISE**  
By practising these variations in inflection and tone, lectors can enhance reading effectiveness.



**READING & SPEAKING SKILLS**  
This practice can also aid in better storytelling, whether in a religious context, public speaking, or performance.



**REGULAR PRACTISE**  
Regularly participating in training sessions or workshops can help lectors refine their skills and stay effective in their roles.



**EFFECTIVE LECTOR READING**  
To enrich worship and clearly transmit sacred texts, lector reading demands skill, technique, and emotion.