



## Roach Kit

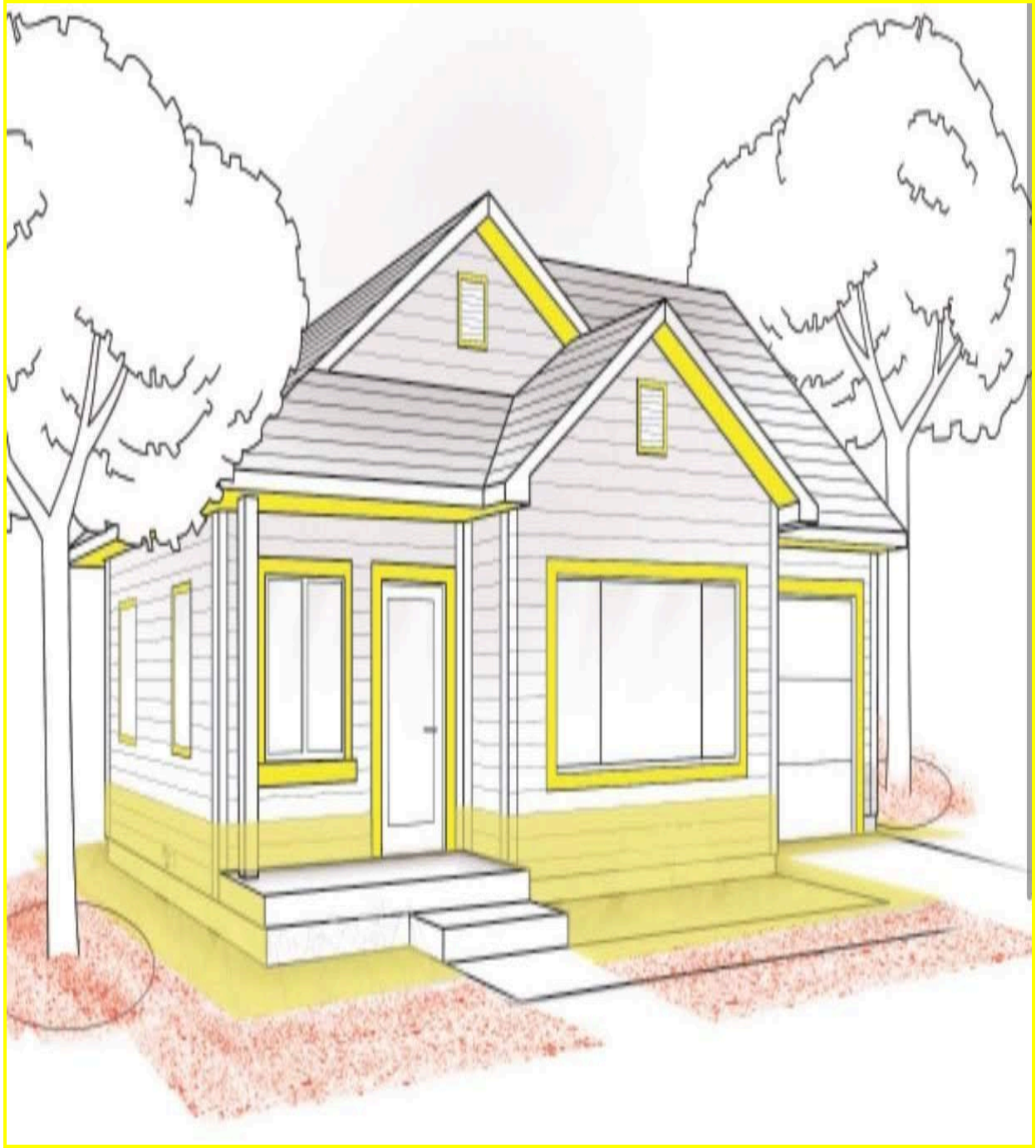


Bifen I/T and Gentrol IGR

**1st Time mix 2 oz of Bifen I/T + 1 oz Bottle of Gentrol IGR with 1 gallon of water into a pump sprayer.** Treat the interior of home along baseboards under kick plates in the kitchen, behind the stove, under the dishwasher, and behind the refrigerator. Treat the garage as well as the entire exterior perimeter of the home. (As for the exterior perimeter, spray 2 ft. up the wall of home and 2 ft. off the wall


of the home) also around the faucets, dryer vents, windows, eaves and anything that may be close to or touching the exterior of the home including such as: trees, brush, and plants, etc.

**Day 7, 14, use 1 oz. of Bifen I/T / 1 gal of water, treat the same locations.**

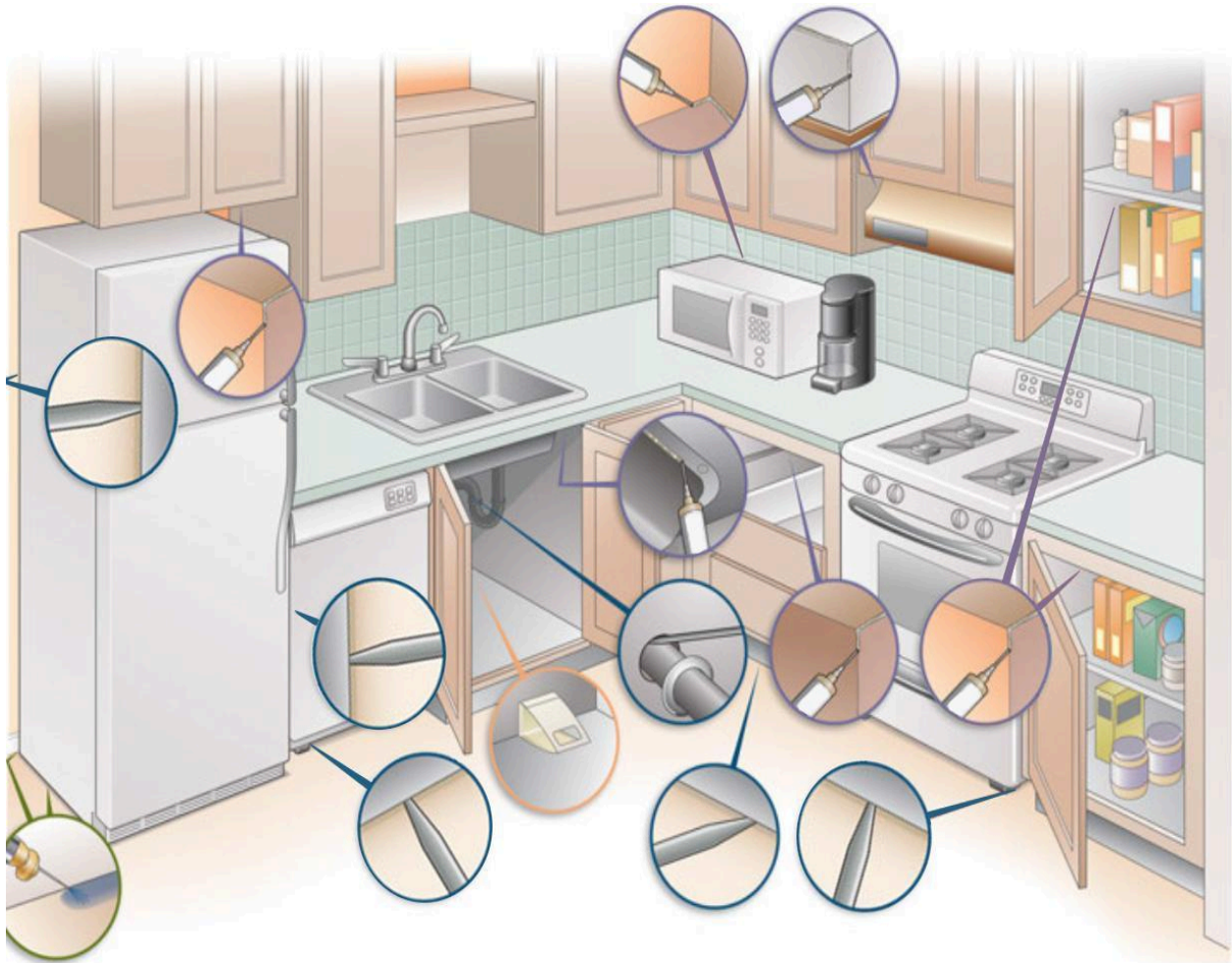


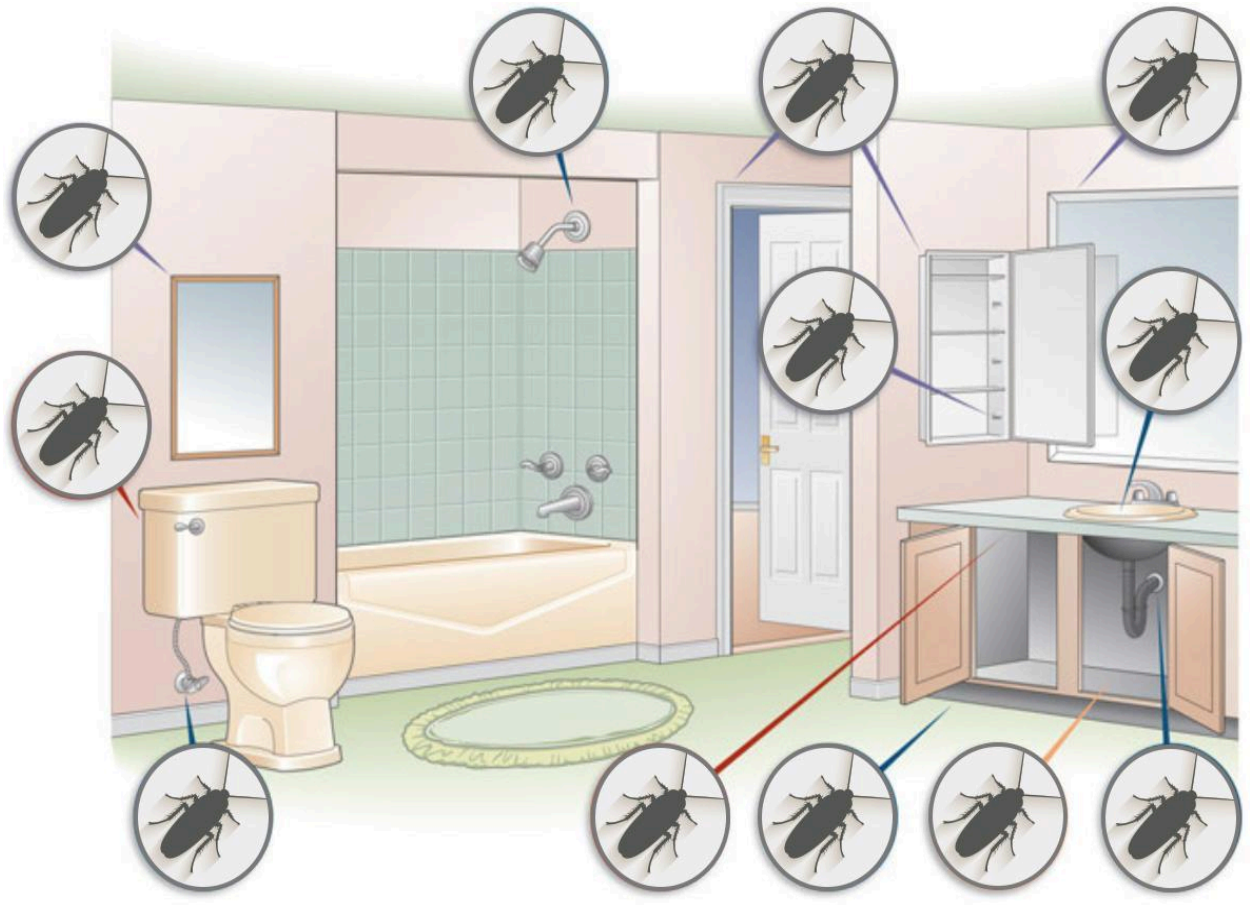
**After the initial problem is taken care of, treat it once every three months.**

**Cockroach Bait** - Apply to cabinet hinges, underneath counter tops, on the piping under the kitchen or bathroom sink, small openings and cracks etc.

Appropriate application calls for .5 grams every 2 or 3 ft. These lines should be about 1/2 inch  in length. Clean up and reapply every 15 days or whenever the bait dry's!

**Storage of Gel Type Baits** - Store in a cool and dry environment.





**DIY Pest and Lawn - 386-774-2847**

**2417 Enterprise Rd., Orange City, FL, 32763**

**WARRANTY AND CONDITIONS OF SALE** - Seller makes no warranty, expressed or implied, concerning the use and handling of this product other than indicated on the label. Buyer assumes all risk of use and handling of this material when such use and handling are contrary to label instructions.