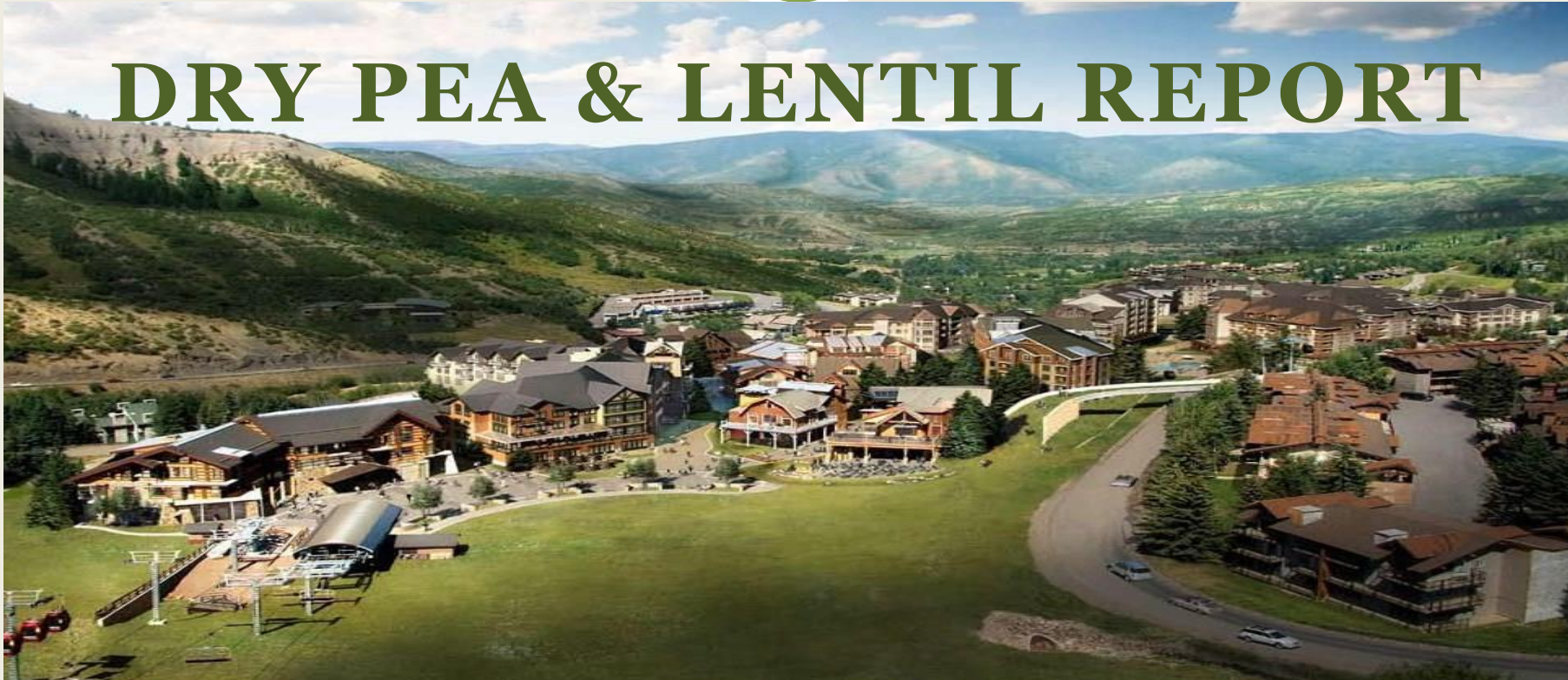


US Dry Bean Convention

Snowmass Village, CO



DRY PEA & LENTIL REPORT



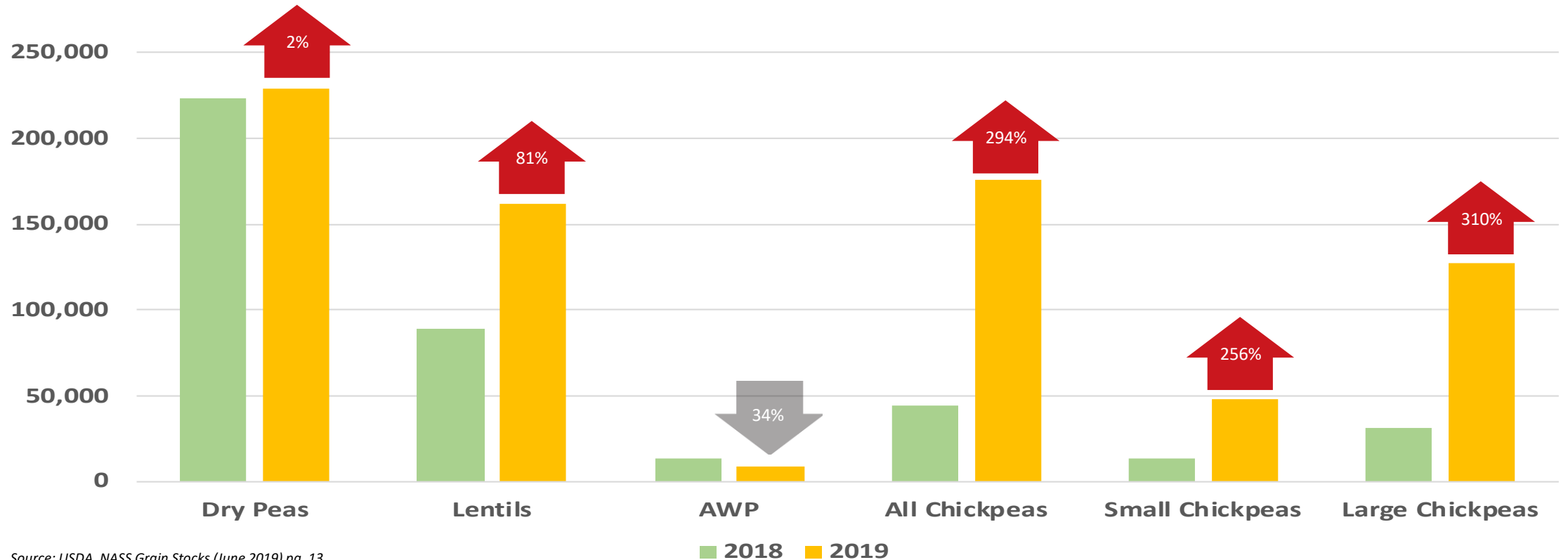
2019 Stocks

U.S. Stocks on Hand Report



NASS Pulse Crop Stocks on Hand (MT)

June 28, 2019



Source: USDA, NASS Grain Stocks (June 2019) pg. 13



	Dry Pea (MT)	Lentils (MT)	AWP (MT)	All Chickpeas (MT)	Small Chickpea (MT)	Large Chickpea (MT)
2018	223,581	89,412	13,717	44,706	13,615	31,091
2019	228,458	161,755	8,992	176,132	48,516	127,615



Spring Seeding

- On Time in Most Regions
- Maybe 1-2 Weeks Late in Some Areas
- Adequate and Timely Rain
- Looking for Heat Units



Peas

- **Small Increase in Seeded Acreage compared to Last Year**
- **30+% Below the 10 Year Average in the PNW**
- **Average Yield Potential**
- **Trade Tariffs Holding Market**
- **Watch for Weather Issues**
- **Watch for Tariff Relief**



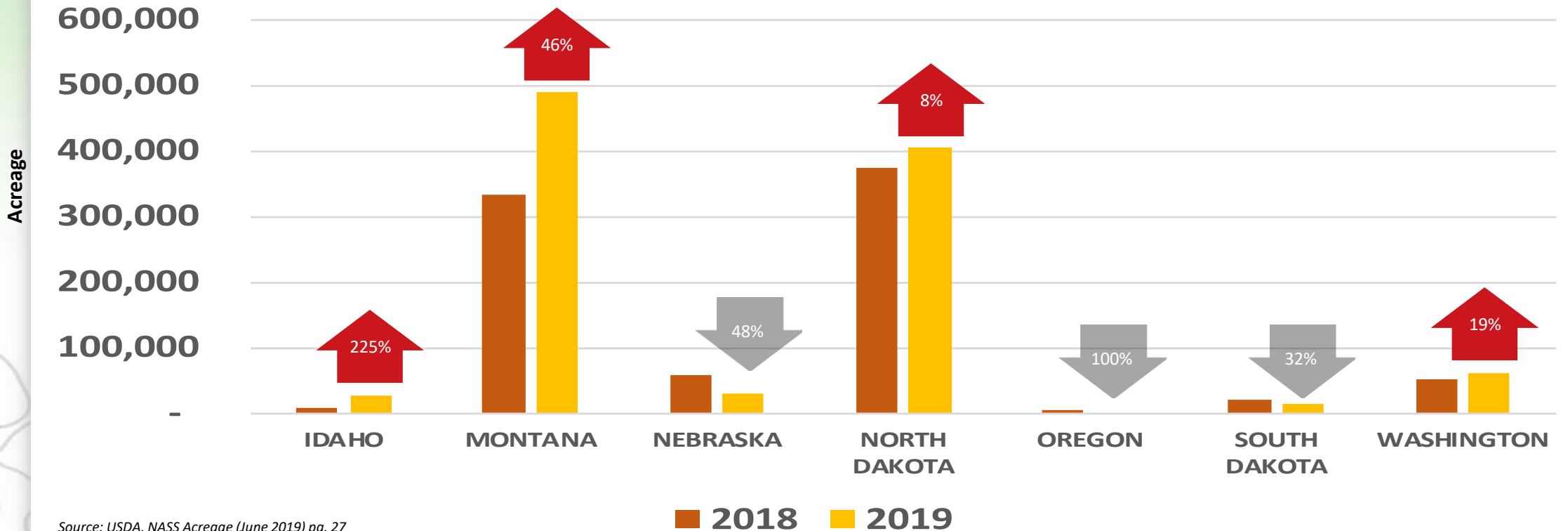
2018-2019

U.S. Dry Pea Planted Acreage Comparison



2018-2019 NASS US Dry Pea Planted Acreage

June 28, 2019



Source: USDA, NASS Acreage (June 2019) pg. 27

Total Dry Pea Planted Acreage	
2018	856,500
2019	1,027,000



Lentils

- **Significant Drop in Medium Size Acreage (MT)**
- **Large Carryover Stocks**
- **Need Heat Units**
- **Average Yield Potential So Far**



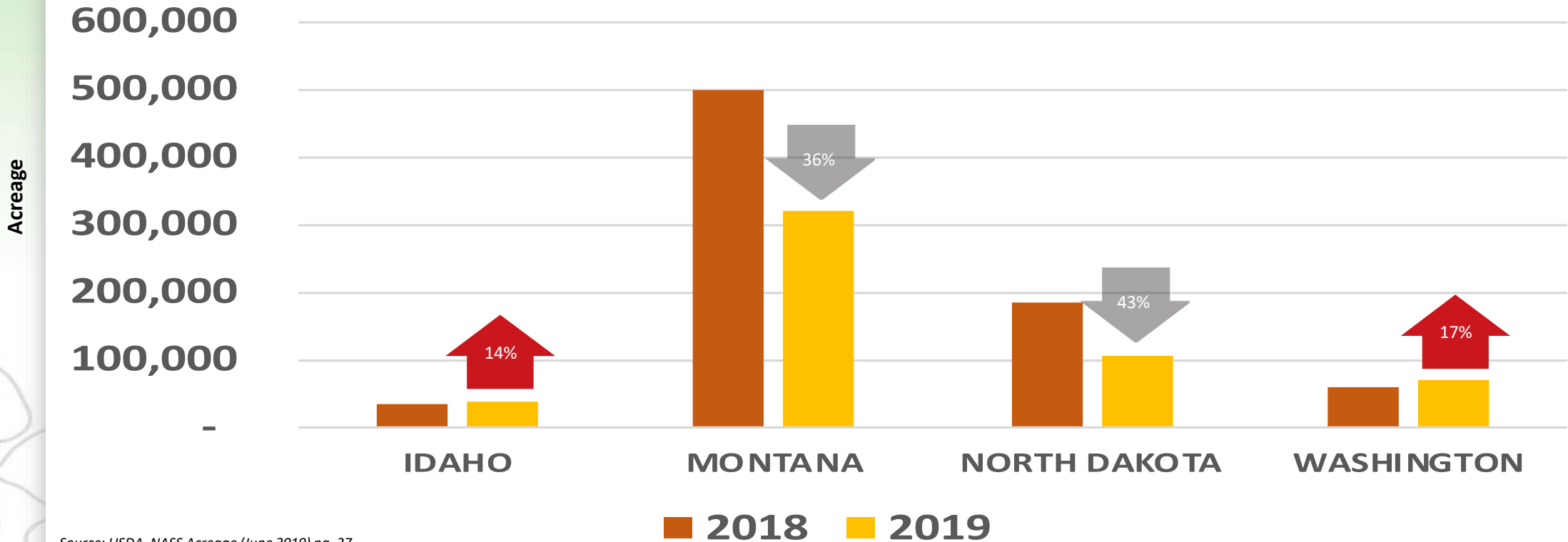
2018-2019

U.S. Lentil Planted Acreage Comparison



2018-2019 NASS US Lentil Planted Acreage

June 28, 2019



Source: USDA, NASS Acreage (June 2019) pg. 27

Total Lentil Planted Acreage	
2018	780,000
2019	535,000



31%



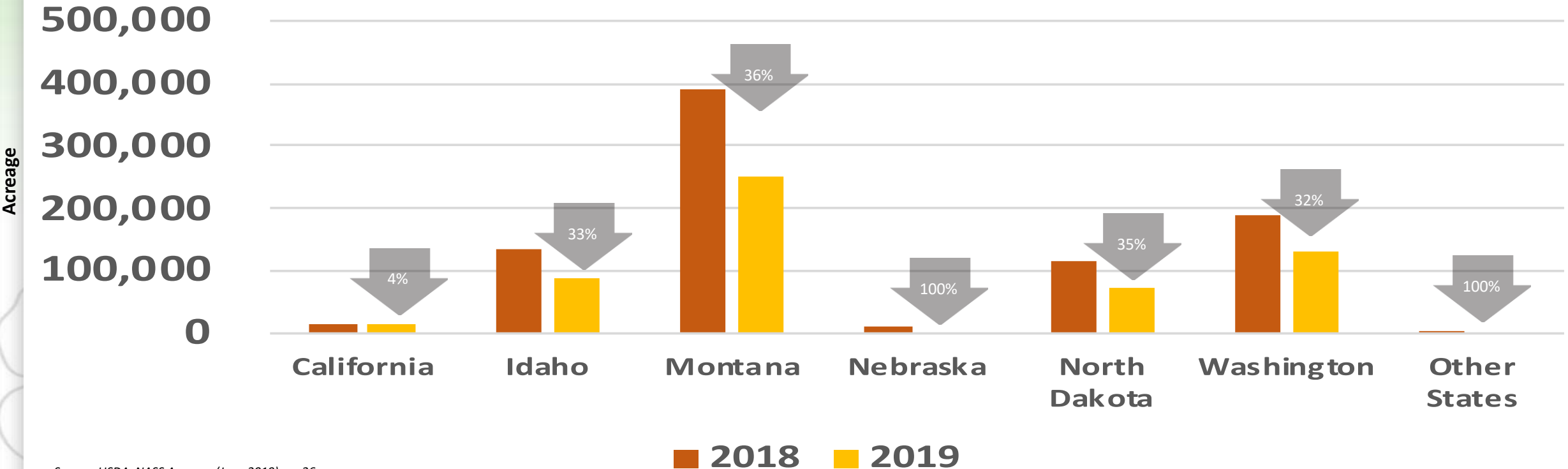
2018-2019

U.S. Chickpea Planted Acreage Comparison



2018-2019 NASS US Chickpea Planted Acreage

June 28, 2019



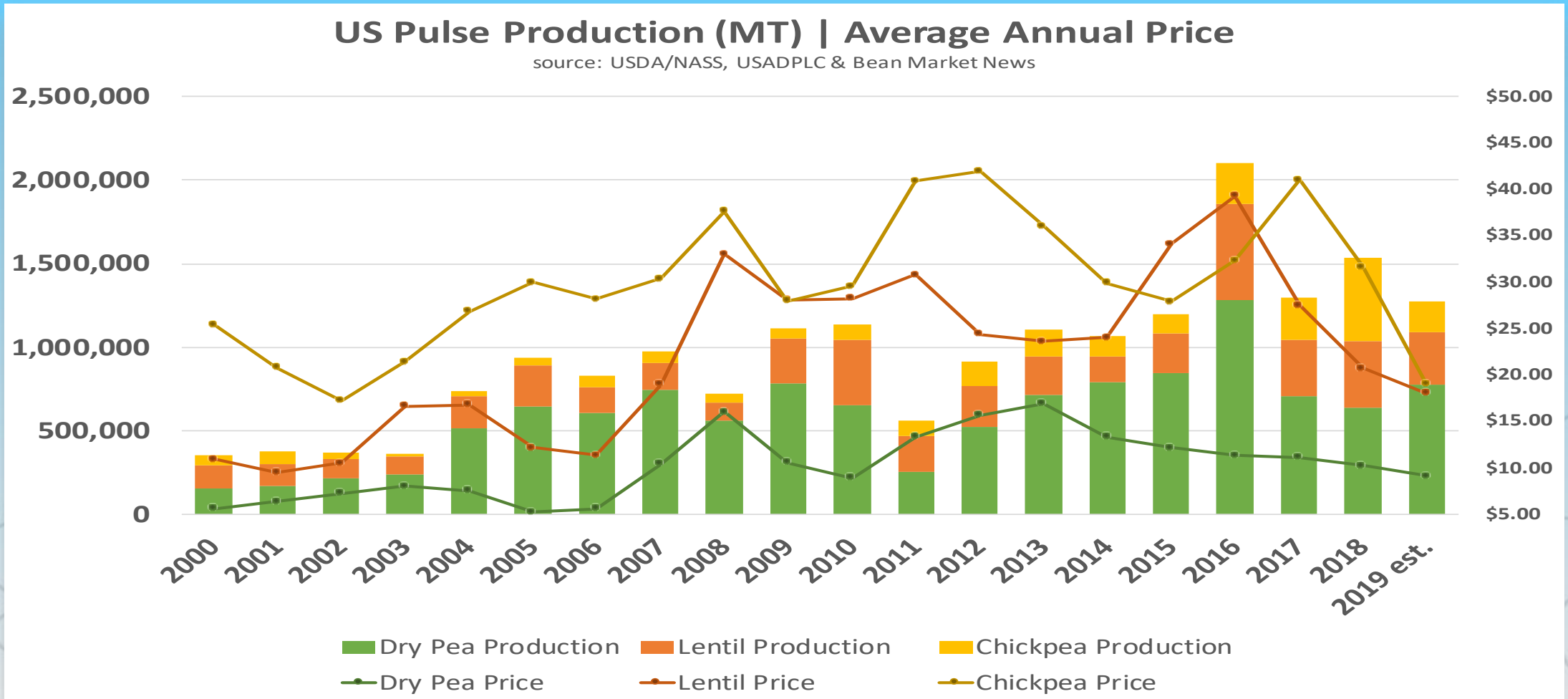
Source: USDA, NASS Acreage (June 2019) pg. 26

Total Chickpea Planted Acreage	
2018	859,600
2019	559,500



2000-2019

U.S. Pulse Production/Annual Average Price



Take Away Points

- Peas

- Relatively Stable Pricing
- Watching Weather
- Watching Tariffs

- Lentils

- Significant Decrease
- Large Carryover
- Looking for Heat Units



US Dry Bean Convention

Snowmass Village, CO



QUESTIONS?

