



SpreadWiseCo<sup>TM</sup>

*Spreadsheets Reimagined*

# SBG HOMESCHOOL GRADEBOOK

5.4 - 5/25/2026

INTERACTIVE PDF  
GUIDE



BUILT WITH MICROSOFT EXCEL

# TABLE OF CONTENTS

## GENERAL

3 - PRODUCT FEATURES

4 - LEARNING CURVE &  
GUARANTEE

5 - PRODUCT  
COMPATIBILITY

6 - FILES & TABS

7 - SPREADWISECO LEARN

8 - ABOUT THIS GUIDE

27 - TERMS & CONDITIONS

## SETUP YOUR DASHBOARD

9 - SHORTCUT PANEL

10 - GETTING STARTED

11 - STUDENT & DASHBOARD  
SETUP

12 - COURSE SUMMARY LIST

13 - COURSE TABS

14 - COURSE PROGRESS  
TRACKING

15 - COURSE LINK FEATURE

16 - ADDING COURSE TABS

17 - ASSIGNMENT LOG

18 - ASSIGNMENT CURVE  
FEATURE

21 - GRADING SCALE

22 - GPA TRACKING

23 - GPA TRANSCRIPT

24 - ASSIGNMENT SUMMARY

25 - ASSIGNMENT  
CALENDAR

26 - ASSIGNMENT DATE  
SHIFTING

# PRODUCT FEATURES

1 STUDENT, 32 COURSES PER WORKBOOK.  
MAKE COPIES AS NEEDED FOR EACH STUDENT YOU HAVE



COMPREHENSIVE **MULTI-COURSE** GRADEBOOK SYSTEM



DETAILED **ASSIGNMENT LOGS** WITH **CURVE** FEATURE



COMPREHENSIVE STUDENT **GRADE ANALYTICS**



FULLY **AUTOMATED STANDARDS BASED GRADING** CALCULATIONS



AUTOMATED **ASSIGNMENT CALENDAR** WITH **DATE SHIFTING**



SIGNATURE **COURSE LINK / UNLINK** FEATURE



BUILT-IN **PROGRESS REPORTS** AND COURSE TRACKING



**GPA CALCULATIONS** AND **AUTOMATED TRANSCRIPT**



**ASSIGNMENT PLAN** SUMMARY & SNAPSHOT



BUILT IN **GUIDANCE NOTES**



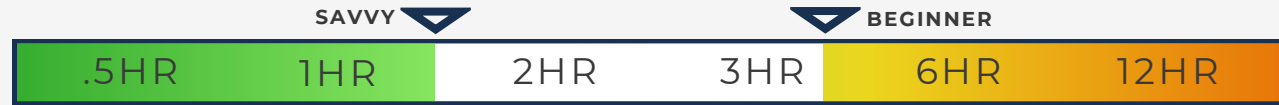
SIGNATURE HOME TAB & **SHORTCUT PANEL**



# LEARNING CURVE & GUARANTEE

## LEARNING CURVE

THIS DASHBOARD'S  
ESTIMATED LEARNING  
CURVE & SETUP TIME



## TOOLS TO HELP



INTERACTIVE PDF  
INSTRUCTION GUIDE



DETAILED PRODUCT  
TUTORIALS



MICRO-TUTORIALS FOR STANDARD  
FEATURES AND FUNCTIONS



## OUR GUARANTEE



LOVE IT OR REQUEST A  
REFUND. PERIOD.



# COMPATIBILITY

## SOFTWARE APPLICATION

MICROSOFT EXCEL



GOOGLE SHEETS



APPLE NUMBERS



OPERATING SYSTEMS



MICROSOFT WINDOWS



MAC OS PRODUCT WAS BUILT WITH MS EXCEL 365 FOR MAC

DESKTOP OR LAPTOP



**RECOMMENDED:** OUR PRODUCTS ARE OPTIMIZED FOR DESKTOP / LAPTOP USE

MOBILE



MICROSOFT 365 SHAREPOINT / ONE DRIVE




PHONE OR TABLET WITH EXCEL APP

- *SOME FONTS MAY SHOW UP DIFFERENTLY*
- *BUILT IN GUIDE NOTES*
  - *LOSE SOME OF THEIR FORMATTING THAT HELPS EMPHASIZE KEY POINTS*
  - *NOTE BOXES MAY LOOK SMALL, AND HARD TO READ WITHOUT ZOOMING IN*
- *SOME CELL TEXT MAY APPEAR TO NOT FIT THE CELL WIDTH*



# FILES & TABS

## FILES



## WORKBOOK TABS



**\*\*Includes (5) Course tabs. By simply making a copy of the tab, you can add up to (32).**

*Enjoy Your Dashboard!*



# SPREADWISECO LEARN

## MICRO TUTORIALS FOR FAQ

CLICK THE LOGOS TO WATCH OUR SHORT TUTORIALS



Using the Provided Passcode to Unlock Tabs In Your Dashboard



Edit Your Tab Names Without Impacting Workbook Function



Correcting "####" & Other Text Visibility With Column Width Adjustments



Adding Tabs That Will Link to Your Data Table & Dashboard



Using the Signature Link Feature to Link & Unlink Tabs In Your Workbook



See Our Other  
Tutorials



# QUICK NOTES ABOUT THIS GUIDE

## GUIDE TEXT BOXES

NEED TO  
KNOW

NICE TO  
KNOW

## FOR THOSE READY TO JUMP IN QUICKLY



YOU CAN SKIP  
AND COME BACK



DON'T SKIP!

## PASSWORD

- THE FILE PASSWORD IS INCLUDED IN THE FIRST TAB OF YOUR WORKBOOK.
- USE WITH DISCRETION. FORMULAS AND SETUPS CAN BE EXTREMELY COMPLEX, EVEN FOR THE MOST SAVVY SPREADSHEET USERS.

## INTERACTIVE TOOL BAR

WEBSITE

YOUTUBE  
CHANNEL

ETSY  
SHOP

SPREADWISECO  
LEARN

TABLE OF  
CONTENTS

PAGE SKIP / DON'T  
SKIP FLAG  
(SEE ABOVE)

LINKS



LEARN



DSK

# HOME TAB - SHORTCUT PANEL

USE THE INCLUDED SHORTCUT PANEL TO QUICKLY NAVIGATE THE ENTIRE WORKBOOK. EVEN BETTER, YOU CAN CUSTOMIZE SOME BUTTONS AS NEEDED FOR ANY COURSES YOU ARE ACTIVELY TEACHING.

\*\* YOU WILL NEED TO UNLOCK THE TAB TO LINK A NEW BUTTON. USE THE TUTORIAL TO HELP GUIDE YOU THROUGH THE PROCESS!

HOME
SHORTCUT PANEL & TOOL FLOW CHART

Dashboard	Custom
Course List	Custom
Gradebook Scale	Custom
Assignment Summary	Custom
Assignment Calendar	Custom
Transcript	Custom
Course Template	Custom
Custom	Custom
Custom	Custom
Custom	Custom
Custom	TUTORIAL - SET UP CUSTOM SHORTCUT BUTTONS

### TOOL FLOW CHART

The flow chart illustrates the data flow between different components. At the top, 'ASSIGNMENTS & DATES' (with a 'LINK FEATURE' toggle) connects to 'ASSIGNMENT SUMMARY' (via 'SELECTION MENU') and 'ASSIGNMENTS & DATES' (via 'SELECTION MENU'), which then connects to 'CALENDAR'. Below this, 'STUDENT DETAILS, SYLLABUS CATEGORIES' and 'COURSE NAME' flow from 'COURSE TABS \*\* (X32)' to 'INPUTS', which leads to 'DASHBOARD' and 'RESULTS'. 'COURSE GRADE DATA' (with a 'LINK FEATURE' toggle) flows from 'COURSE TABS \*\* (X32)' to 'COURSE LIST AND GRADE DATA TABLE', which also feeds into 'DASHBOARD' and 'RESULTS'. On the left, '4.0 GRADING SCALE' (with a 'LINK FEATURE' toggle) and 'GPA CRITERIA' flow into 'COURSE TABS \*\* (X32)'. At the bottom, 'GPA CRITERIA' and 'COURSE PERFORMANCE' (with a 'LINK FEATURE' toggle) flow into 'AUTOMATED TRANSCRIPT'.

**\*\*Dashboard is preset with (5) course tabs. By simply making a copy of the tab, you can easily add up to (32).**

Look for the Home Shortcut Button in the Top Left of Each Tab

COPYRIGHT © 2025 [SpreadWiseCo LLC]. ALL RIGHTS RESERVED.

THIS JOURNEY BEGINS BY SETTING UP THE DASHBOARD FOR YOUR PARTICULAR STUDENT

## SBG HOMESCHOOL GRADEBOOK FOR

Johnny Williams

### Overall Grade By Course

### Avg Grade By Syllabus Category

Gradebook Setup

HOMESCHOOL NAME

SET STUDENT NAME

GRADE LEVEL (OPTIONAL)

HIDE CURVES IN COURSE REPORTS

Syllabus Inputs

CATEGORIES	CLASS EXERCISES	HOMEWORK	MIDTERM	PROJECTS	FINAL EXAM	CATEGORY 6	CATEGORY 7	CATEGORY 8	CATEGORY 9	CATEGORY 10
Gradebook Outputs	3.15	3.28	3.31	3.26	3.13	3.19	3.31	3.28	3.16	3.06
STUDENT'S AVG GRADE	3.09									

### Course Count By Grade Letter

COPYRIGHT © 2023-2026 [SpreadWiseCo LLC]. ALL RIGHTS RESERVED.

SET THE NAME OF THE HOMESCHOOL

SET THE GRADE LEVEL. THIS IS OPTIONAL.

SET THE STUDENT THAT YOU ARE TEACHING

- CHOOSE THE SYLLABUS CATEGORIES THAT YOUR STUDENT WILL HAVE ASSIGNMENTS IN. YOU CAN CHOOSE UP TO 10.
- YOU'LL BE ABLE TO SET YOUR % WEIGHT FOR EACH CATEGORY WITHIN EACH COURSE TAB

**SBG HOMESCHOOL GRADEBOOK**

*Overall Grade By Course*

Gradebook Setup	HOMESCHOOL NAME	Home Sweet HomeSchooling
Gradebook Setup	SET STUDENT NAME	Johny Williams
Gradebook Setup	GRADE LEVEL (OPTIONAL)	4th / 5th

*Syllabus Inputs*

CATEGORIES	CLASS EXERCISES	HOMEWORK	MIDTERM	PROJECTS	FINAL EXAM
------------	-----------------	----------	---------	----------	------------

*Gradebook Outputs*

CATEGORY GRADE	3.15	3.28	3.31	3.26	3.13
STUDENT'S AVG GRADE	3.09				

COPYRIGHT © 2023-2026 [SpreadWiseCo



SET YOUR COURSE LIST

- THE TABLE IS PRE-SET FOR UP TO 32 COURSES

TAB NAME	COURSE NAME	COURSE GRADE	LETTER GRADE	CATEGORY1	CATEGORY2	CATEGORY3
Course1	Math	90.0%	A-	90.0%	90.0%	Update Course Tab
Course2	English	90.0%	A-	90.0%	90.0%	Update Course Tab
Course3	Social Studies	90.0%	A-	90.0%	90.0%	Update Course Tab
Course4	PE	90.0%	A-	90.0%	90.0%	Update Course Tab
Course5	Course5	90.0%	A-	90.0%	90.0%	Update Course Tab
Course6	Course6	Add New CourseTab		Add New CourseTab	Add New CourseTab	Add New CourseTab
Course7	Course7	Add New CourseTab		Add New CourseTab	Add New CourseTab	Add New CourseTab
Course8	Course8	Add New CourseTab		Add New CourseTab	Add New CourseTab	Add New CourseTab
Course9	Course9	Add New CourseTab		Add New CourseTab	Add New CourseTab	Add New CourseTab
Course10	Course10	Add New CourseTab		Add New CourseTab	Add New CourseTab	Add New CourseTab
Course11	Course11	Add New CourseTab		Add New CourseTab	Add New CourseTab	Add New CourseTab
Course12	Course12	Add New CourseTab		Add New CourseTab	Add New CourseTab	Add New CourseTab
Course13	Course13	Add New CourseTab		Add New CourseTab	Add New CourseTab	Add New CourseTab
Course14	Course14	Add New CourseTab		Add New CourseTab	Add New CourseTab	Add New CourseTab
Course15	Course15	Add New CourseTab		Add New CourseTab	Add New CourseTab	Add New CourseTab
Course16	Course16	Add New CourseTab		Add New CourseTab	Add New CourseTab	Add New CourseTab
Course17	Course17	Add New CourseTab		Add New CourseTab	Add New CourseTab	Add New CourseTab
Course18	Course18	Add New CourseTab		Add New CourseTab	Add New CourseTab	Add New CourseTab
Course19	Course19	Add New CourseTab		Add New CourseTab	Add New CourseTab	Add New CourseTab
Course20	Course20	Add New CourseTab		Add New CourseTab	Add New CourseTab	Add New CourseTab
Course21	Course21	Add New CourseTab		Add New CourseTab	Add New CourseTab	Add New CourseTab
Course22	Course22	Add New CourseTab		Add New CourseTab	Add New CourseTab	Add New CourseTab
Course23	Course23	Add New CourseTab		Add New CourseTab	Add New CourseTab	Add New CourseTab
Course24	Course24	Add New CourseTab		Add New CourseTab	Add New CourseTab	Add New CourseTab
Course25	Course25	Add New CourseTab		Add New CourseTab	Add New CourseTab	Add New CourseTab
Course26	Course26	Add New CourseTab		Add New CourseTab	Add New CourseTab	Add New CourseTab
Course27	Course27	Add New CourseTab		Add New CourseTab	Add New CourseTab	Add New CourseTab
Course28	Course28	Add New CourseTab		Add New CourseTab	Add New CourseTab	Add New CourseTab
Course29	Course29	Add New CourseTab		Add New CourseTab	Add New CourseTab	Add New CourseTab
Course30	Course30	Add New CourseTab		Add New CourseTab	Add New CourseTab	Add New CourseTab
Course31	Course31	Add New CourseTab		Add New CourseTab	Add New CourseTab	Add New CourseTab
Course32	Course32	Add New CourseTab		Add New CourseTab	Add New CourseTab	Add New CourseTab
		90.0%		90.0%	90.0%	#DIV/0!
CLASS EXERCISES	90.0%		A+	0		OVERALL GPA
HOMEWORK	90.0%		A	0		

CURRICULUM CATEGORIES	
Category	Grade % Weight
CLASS EXERCISES	10.0%
HOMEWORK	10.0%
MIDTERM	25.0%
PROJECTS	20.0%
FINAL EXAM	35.0%
CATEGORY 6	0.0%
CATEGORY 7	0.0%
CATEGORY 8	0.0%
CATEGORY 9	0.0%
CATEGORY 10	0.0%
	<b>100.0%</b>

YOUR SYLLABUS CATEGORIES WILL BE AUTO SET FROM YOUR DASHBOARD INPUTS.

- THE COURSE CODE AND GRADE LEVEL WILL BE AUTO SET FROM YOUR DASHBOARD INPUTS
- COURSE FOR EACH TAB IS SET AUTOMATICALLY BASED ON THE COURSE LIST SETUP
- ALL INPUTS WILL GIVE YOU A NICE HEADER, GREAT FOR PROGRESS REPORTS LATER!

<b>Course</b>	<b>Math</b>
<b>Student</b>	Johny Williams
<b>Grade Level</b>	4th / 5th
<b>Course Tab Name</b>	Course1
<b>Course Credit Value</b>	3.0

**DESKTOP** - COURSE TAB NAME WILL POPULATE AUTOMATICALLY

**MOBILE** - UPDATE THE COURSE TAB NAME MANUALLY

**GPA CALCULATING FOR THE TRANSCRIPT** - SET A CREDIT WEIGHT VALUE (GENERALLY 1,2,3 OR 4)

Mary S- Freshman English - 1      Grade: A-

LINKS 



LEARN 



DSK

THE TABLE ALLOWS FOR LOGGING EACH ASSIGNMENT / TEST & GRADE.

- SYLLABUS CATEGORY IS A DROP DOWN MENU BASED ON YOUR DASHBOARD SETUP

THE ASSIGNMENT DETAILS WILL PULL INTO THE ASSIGNMENT SUMMARY AND CALENDAR BASED ON THE ASSIGNED DATE

HAVE A COURSE NOT GOING SO WELL?

- THERE IS AN ACTUAL / HYPOTHETICAL GRADE SELECTION COLUMN TO SHARE REPORTS WITH STUDENTS / PARENTS ABOUT WHAT GRADES ARE NEEDED FOR THE STUDENT TO PASS THAT COURSE.

ALL ASSIGNMENTS ARE ACCOUNTED FOR AUTOMATICALLY, AND PULLED TOGETHER TO PROVIDE A PROPERLY WEIGHTED GRADE FOR EACH COURSE.

ACTUAL ASSIGNMENT / CATEGORY SCORE LOG				
Category	Assignment Name	Assigned Date	Actual / Hypothetical	Actual Grade
CLASS EXERCISES	Class Exercise 1	8/1/25	Actual	4
CLASS EXERCISES	Class Exercise 2	8/5/25	Actual	4
CLASS EXERCISES	Class Exercise 3	8/6/25	Actual	4
CLASS EXERCISES	Class Exercise 4	8/7/25	Actual	4
HOMEWORK	Homework 1	8/8/25	Actual	4
HOMEWORK	Homework 2	8/9/25	Actual	4
HOMEWORK	Homework 3	8/10/25	Actual	4
HOMEWORK	Homework 4	8/11/25	Actual	4
HOMEWORK	Homework 5	8/12/25	Actual	4
			Hypothetical	3
			Hypothetical	3
PROJECTS	1st Essay	8/14/25	Actual	4

OVERALL SCORING			
Category	Count	Category Grade	Category Weighted
CLASS EXERCISES	4	4.0	0.4
HOMEWORK	5	4.0	0.4
MIDTERM			
PROJECTS	1	4.0	0.8
FINAL EXAM			
CATEGORY 6			
CATEGORY 7			
CATEGORY 8			
CATEGORY 9			
CATEGORY 10			
	<b>10</b>		<b>4.0</b>



ONCE YOU HAVE THE COURSE TAB SET UP, TURN ON THE LINK SO THE DATA PULLS INTO THE COURSE LIST TABLE AND STUDENT'S DASHBOARD

## Home Sweet Homeschooling

Math - Johnny Williams - 4th / 5th

Grade: 4 - A+

TOTALS	
Current Course Grade	4.00
Letter Grade	A+
Total Points Earned	4.00
Weighted GPA Points	12.00

CURRICULUM CATEGORIES	
Category	Grade % Weight
CLASS EXERCISES	10.0%
HOMEWORK	10.0%
MIDTERM	25.0%
PROJECTS	20.0%
FINAL EXAM	35.0%
CATEGORY 6	0.0%
CATEGORY 7	0.0%
CATEGORY 8	0.0%
CATEGORY 9	0.0%
CATEGORY 10	0.0%
	100.0%

Course	Math
Student	Johnny Williams
Grade Level	4th / 5th
Course Tab Name	Course1
Course Credit Value	3.0

LINK TO DASHBOARD

Yes

OVERALL SCORING			
Category	Count	Category Grade	Category Weighted
CLASS EXERCISES	4	4.0	0.4
HOMEWORK	5	4.0	0.4
MIDTERM			
PROJECTS	1	4.0	0.8
FINAL EXAM			
CATEGORY 6			
CATEGORY 7			
CATEGORY 8			
CATEGORY 9			
CATEGORY 10			
	10		4.0

Grade

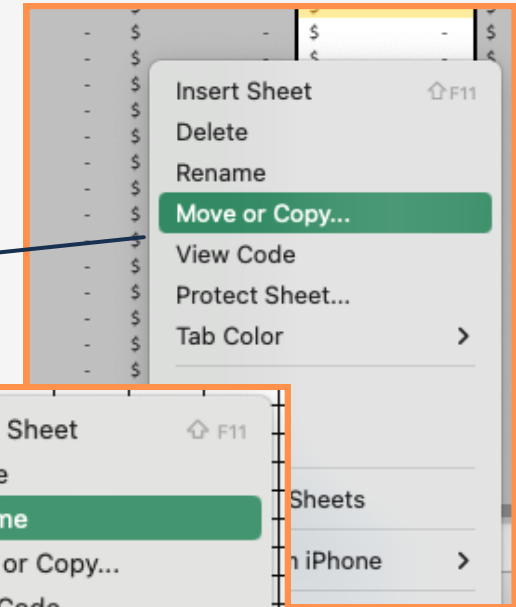
### WHY A LINK FEATURE?

- THIS ALLOWS YOU TO EASILY ADD OR REMOVE COURSES FROM THE STUDENT'S WORKBOOK AS NEEDED
- ADDS FLEXIBILITY AS YOU MOVE THROUGH TEACHING MULTIPLE CURRICULUMS.

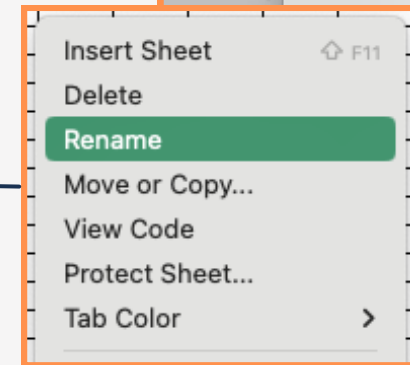
# ADDING COURSE TABS



**1.)** RIGHT CLICK ON THE TEMPLATE & MAKE A COPY, OR HOWEVER MANY COPIES YOU NEED.



**2.)** RIGHT CLICK ON THE NEW TAB TO CHANGE THE NAME OF THE TAB.



**3.)** SET THE TAB NAME TO MATCH THE NEXT SEQUENTIAL COURSE TAB NUMBER FROM THE COURSE LIST EXACTLY.

- ONCE THE TAB IS ADDED AND RENAMED, IT WILL AUTO-LINK TO THE COURSE LIST AND STUDENT'S DASHBOARD

TAB NAME	COURSE NAME	CO
Course1	Math	
Course2	English	
Course3	Social Studies	
Course4	PE	
Course5	Course5	
Course6	Course6	Ac
Course7	Course7	Ac
Course8	Course8	Ac
Course9	Course9	Ac
Course10	Course10	Ac
Course11	Course11	Ac
Course12	Course12	Ac

USE THE ASSIGNMENT LOG TO INPUT EACH ASSIGNMENT AS YOU GO THROUGH THE COURSE WITH YOUR STUDENT

- SELECT THE CATEGORY USING THE DROP DOWN MENU
- NOTATE DETAILS OF THE ASSIGNMENT
- LOG THE GRADE
- SET THE CURVE VALUE IF NEEDED

ACTUAL ASSIGNMENT / CATEGORY SCORE LOG					CURVE DETAILS		ASSIGNMENT DATE SHIFT	
Category	Assignment Name	Assigned Date	Actual / Hypothetical	Actual Grade	Assignment Curve	Adjusted Grade	Shif by # of Days	Actual Assigned Date
CLASS EXERCISES	Class Exercise 1	8/1/25	Actual	4	1.00	4	0	8/1/25
CLASS EXERCISES	Class Exercise 2	8/5/25	Actual	4	1.00	4	0	8/5/25
CLASS EXERCISES	Class Exercise 3	8/6/25	Actual	4	1.00	4	0	8/6/25
CLASS EXERCISES	Class Exercise 4	8/7/25	Actual	4	1.00	4	0	8/7/25
HOMEWORK	Homework 1	8/8/25	Actual	4	1.00	4	0	8/8/25
HOMEWORK	Homework 2	8/9/25	Actual	4	1.00	4	0	8/9/25
HOMEWORK	Homework 3	8/10/25	Actual	4	1.00	4	0	8/10/25
HOMEWORK	Homework 4	8/11/25	Actual	4	1.00	4	0	8/11/25
HOMEWORK	Homework 5	8/12/25	Actual	4	1.00	4	0	8/12/25
			Hypothetical	3	1.00	3	0	
			Hypothetical	3	1.00	3	0	
PROJECTS	1st Essay	8/14/25	Actual	4	1.00	4	0	8/14/25
					1.00		0	
					1.00		0	
					1.00		0	

EACH COURSE TAB HAS AN ASSIGNMENT CURVE COLUMN, WHICH WE'LL GET TO.

THAT CURVE COLUMN CAN BE HIDDEN ANYTIME USING THE SELECTION BOX LOCATED IN THE DASHBOARD.

- THIS DOES NOT TURN THE CURVE OFF.
- THIS ONLY HIDES THE COLUMN IN THE EVENT YOU WOULD LIKE TO USE EACH COURSE TAB FOR A PROGRESS REPORT, AND DON'T WANT TO SHARE THE CURVE INFORMATION.

HIDE CURVES IN STUDENT REPORTS

**No**

# ASSIGNMENT CURVE FEATURE

A CURVE VALUE CAN BE ADDED TO ANY GIVE ASSIGNMENT / TEST/ ETC.

- GREAT FOR SITUATIONS WHERE AN ASSIGNMENT ENDED UP BEING A LITTLE MORE CHALLENGING THAN ANTICIPATED.
- BEST PART IS, YOU DON'T HAVE TO SHARE THOSE ADJUSTMENT DETAILS IF YOU CHOOSE NOT TO.

ACTUAL ASSIGNMENT / CATEGORY SCORE LOG					CURVE DETAILS		ASSIGNMENT DATE SHIFT	
Category	Assignment Name	Assigned Date	Actual / Hypothetical	Actual Grade	Assignment Curve	Adjusted Grade	Shift by # of Days	Actual Assigned Date
CLASS EXERCISES	Class Exercise 1	8/1/25	Actual	4	1.00	4	0	8/1/25
CLASS EXERCISES	Class Exercise 2	8/5/25	Actual	4	1.00	4	0	8/5/25
CLASS EXERCISES	Class Exercise 3	8/6/25	Actual	4	1.00	4	0	8/6/25
CLASS EXERCISES	Class Exercise 4	8/7/25	Actual	4	1.00	4	0	8/7/25
HOMEWORK	Homework 1	8/8/25	Actual	4	1.00	4	0	8/8/25
HOMEWORK	Homework 2	8/9/25	Actual	4	1.00	4	0	8/9/25
HOMEWORK	Homework 3	8/10/25	Actual	4	1.00	4	0	8/10/25
HOMEWORK	Homework 4	8/11/25	Actual	4	1.00	4	0	8/11/25
HOMEWORK	Homework 5	8/12/25	Actual	4	1.00	4	0	8/12/25
			Hypothetical	3	1.00	3	0	
			Hypothetical	3	1.00	3	0	
PROJECTS	1st Essay	8/14/25	Actual	4	1.00	4	0	8/14/25
					1.00		0	
					1.00		0	
					1.00		0	

# ASSIGNMENT CURVE FEATURE

## IMPORTANT!!

THE OVERALL SCORING IS BASED ON THE ADJUSTED GRADE COLUMN, NOT THE ACTUAL GRADE COLUMN. MAKE SURE THE ASSIGNMENT CURVE VALUES ARE SET PROPERLY **(1.0 = NO CURVE)**

## OVERALL SCORING

Category	Count	Category Grade	Category Weighted
CLASS EXERCISES	4	4.0	0.4
HOMEWORK	5	4.0	0.4
MIDTERM			
PROJECTS	1	4.0	0.8
FINAL EXAM			
CATEGORY 6			
CATEGORY 7			
CATEGORY 8			
CATEGORY 9			
CATEGORY 10			
	<b>10</b>		<b>4.0</b>

ACTUAL ASSIGNMENT / CATEGORY SCORE LOG					CURVE DETAILS		ASSIGNMENT DATE SHIFT	
Category	Assignment Name	Assigned Date	Actual / Hypothetical	Actual Grade	Assignment Curve	Adjusted Grade	Shift by # of Days	Actual Assigned Date
CLASS EXERCISES	Class Exercise 1	8/1/25	Actual	4	1.00	4	0	8/1/25
CLASS EXERCISES	Class Exercise 2	8/5/25	Actual	4	1.00	4	0	8/5/25
CLASS EXERCISES	Class Exercise 3	8/6/25	Actual	4	1.00	4	0	8/6/25
CLASS EXERCISES	Class Exercise 4	8/7/25	Actual	4	1.00	4	0	8/7/25
HOMEWORK	Homework 1	8/8/25	Actual	4	1.00	4	0	8/8/25
HOMEWORK	Homework 2	8/9/25	Actual	4	1.00	4	0	8/9/25
HOMEWORK	Homework 3	8/10/25	Actual	4	1.00	4	0	8/10/25
HOMEWORK	Homework 4	8/11/25	Actual	4	1.00	4	0	8/11/25
HOMEWORK	Homework 5	8/12/25	Actual	4	1.00	4	0	8/12/25
			Hypothetical	3	1.00	3	0	
			Hypothetical	3	1.00	3	0	
PROJECTS	1st Essay	8/14/25	Actual	4	1.00	4	0	8/14/25
					1.00		0	
					1.00		0	
					1.00		0	



# GRADING SCALE

THIS SIMPLE TABLE ALLOWS YOU TO SET THE SGB GRADE SCALE, WHICH IS WHAT EACH COURSE LETTER GRADE IS BASED ON.

A B C D

4.0 GRADE SCALE			SGB SCALE	GPA POINTS FOR TRANSCRIPT
Grade	Grade Min	Grade Max	Grade Min	Points Earned
A+	97.0%	100.0%	4.00	4.00
A	93.0%	97.0%	<b>4.00</b>	4.00
A-	90.0%	93.0%	3.67	3.67
B+	87.0%	90.0%	3.33	3.33
B	83.0%	87.0%	<b>3.00</b>	3.00
B-	80.0%	83.0%	2.67	2.67
C+	77.0%	80.0%	2.33	2.33
C	73.0%	77.0%	<b>2.00</b>	2.00
C-	70.0%	73.0%	1.67	1.67
D+	67.0%	70.0%	1.33	1.33
D	63.0%	67.0%	<b>1.00</b>	1.00
D-	60.0%	63.0%	0.67	0.67
F	0.0%	60.0%	0.00	0.00

COPYRIGHT © 2024-2026 [SpreadWiseCo LLC]. ALL RIGHTS RESERVED.



IF YOU'RE HOMESCHOOLING HIGH SCHOOLERS, YOU CAN USE THE GPA SETUP TO AUTO GENERATE A TRANSCRIPT FOR EACH YEAR

THE GPA POINTS TABLE IS PRE-SET BASED ON THE STANDARD MOST USE TO MEASURE & WEIGHT GPA.

GPA POINTS FOR TRANSCRIPT	
	Points Earned
	4.00
	4.00
	3.67
	3.33
	3.00
	2.67
	2.33
	2.00
	1.67
	1.33
	1.00
	0.67
	0.00

SET THE COURSE WEIGHT WITHIN EACH GPA TAB (GENERALLY 1,2,3, OR 4)

<b>Course</b>	Math	
<b>Student</b>	Johnny Williams	
<b>Grade Level</b>	4th / 5th	
<b>Course Tab Name</b>	Course1	
<b>Course Credit Value</b>	3.0	

*Home Sweet Homeschooling*

STUDENT TRANSCRIPT FOR *Johnny Williams*

COURSE	GRADE	LETTER GRADE	EARNED GPA POINTS	WEIGHTED GPA POINTS		
Course	90.0%	A-	12.0	11.0		
Course	90.0%	A-	12.0	11.0		
Course	90.0%	A-	12.0	11.0		
Course	90.0%	A-	12.0	11.0		
Course	90.0%	A-	12.0	11.0		
	90.0%		60.0	55.1	GPA	3.67
			0.0	0.0	GPA	
			0.0	0.0	GPA	
			0.0	0.0	GPA	
	90.0%		60.0	55.1	OVERALL	3.67

4.0 GRADE SCALE		GPA POINT SCALE	
Grade	Grade Min	Grade Max	Points Earned
A+	97.0%	100.0%	4.00
A	93.0%	97.0%	4.00
A-	90.0%	93.0%	3.67
B+	87.0%	90.0%	3.33
B	83.0%	87.0%	3.00
B-	80.0%	83.0%	2.67
C+	77.0%	80.0%	2.33
C	73.0%	77.0%	2.00
C-	70.0%	73.0%	1.67
D+	67.0%	70.0%	1.33
D	63.0%	67.0%	1.00
D-	60.0%	63.0%	0.67
F	0.0%	60.0%	0.00

COPYRIGHT © 2024-2025 [SpreadWiseCo LLC]. ALL RIGHTS RESERVED.

THE TRANSCRIPT IS FULLY AUTOMATED, AND WILL POPULATE AS YOU USE THE GPA INPUTS WITHIN EACH COURSE TAB



# ASSIGNMENT CALENDAR

YOU CAN **PRE-FILL** ALL OF THE **ASSIGNMENTS** AND **DATES** WITHIN EACH COURSE. THEN, SELECT THE COURSE WITHIN THE CALENDAR FROM THE DROP DOWN MENU, THEN PRINT FOR ON-THE-GO TRACKING!


ASSIGNMENT CALENDAR				AUGUST 2025			
CALENDAR YEAR		CALENDAR MONTH		COURSE			
2025		AUGUST		Course1		Math	
	SUNDAY	MONDAY	TUESDAY	WEDNESDAY	THURSDAY	FRIDAY	SATURDAY
	-	-	-	-	-	01	02
1						Class Exercise 1	
2							
3							
4							
	03	04	05	06	07	08	09
1			Class Exercise 2	Class Exercise 3	Class Exercise 4	Homework 1	Homework 2
2							
3							
4							
	10	11	12	13	14	15	16
1	Homework 3	Homework 4	Homework 5		1st Essay		
2							
3							
4							
	17	18	19	20	21	22	23
1							
2							
3							
4							
	24	25	26	27	28	29	30
1							
2							
3							
4							
	31	-	-	-	-	-	-
1							
2							
3							
4							

COPYRIGHT © 2024 [SpreadWiseCo LLC]. ALL RIGHTS RESERVED.

LINKS



LEARN



DSK

IMAGINE YOU **PRE-FILL** ALL OF THE **ASSIGNMENTS** AND **DATES** WITHIN EACH COURSE. THEN, RUN INTO WHERE SOMETHING CAME UP AND YOU NEED TO SHIFT ALL OF THE DATES FOR ALL COURSES... WHAT DO YOU DO?

USE THE DATE SHIFT COLUMN WITHIN EACH COURSE.

LET'S SAY SOMETHING CAME UP ON 8/15 & 8/16, AND YOU NEED TO PUSH EVERYTHING BACK BY TWO DAYS.

FIND THE 1<sup>ST</sup> ASSIGNMENT FOR 8/15, ADD IN A "2" WITHIN THE DATE SHIFT COLUMN FOR THAT ROW, THEN DRAG THE 2 DOWN FOR ALL OTHER DATES. DONE! THE NEW DATES WILL NOW BE REFLECTED IN THE CALENDAR :)

ASSIGNMENT DATE SHIFT	
Shif by # of Days	Actual Assigned Date
0	8/1/25
0	8/5/25
0	8/6/25
0	8/7/25

ASSIGNMENT CALENDAR							AUGUST 2025			
CALENDAR YEAR	CALENDAR MONTH	COURSE		Math						
2025	AUGUST	Course1		SUNDAY	MONDAY	TUESDAY	WEDNESDAY	THURSDAY	FRIDAY	SATURDAY
1	2	3	4						01 Class Exercise 1	02
1	2	3	4	03	04	05 Class Exercise 2	06 Class Exercise 3	07 Class Exercise 4	08 Homework 1	09 Homework 2
1	2	3	4	10 Homework 3	11 Homework 4	12 Homework 5	13	14 1st Essay	15	16
1	2	3	4	17	18	19	20	21	22	23
1	2	3	4	24	25	26	27	28	29	30
1	2	3	4	31						

## TERMS OF USE

The contents of your purchase are for informational purposes only. SpreadWiseCo LLC is not liable to any person or entity for harm, damages, loss, claims, costs, or any other liabilities with regards to business, work, or personal use of the spreadsheet templates and pdf guides.

## COPYRIGHT

All materials included in this purchase are limited to one-time business, work, or personal use only. The template designs are SpreadWiseCo LLC Copyright, and cannot be distributed, sold, duplicated, reproduced, or used in any form without the written consent of SpreadWiseCo LLC.

## INTELLECTUAL PROPERTY

The template setups, algorithms, and integrations are SpreadWiseCo LLC Intellectual Property.

## PRIVACY POLICY

We do not have access to the spreadsheets you download after purchase. How you use the file and the data within the file is never seen or reviewed by us.

## TRADEMARK

We do not grant you any rights to our trademark name or logo with purchase. You may not use our trade names, trademarks, or logos without formal, written consent.