



SpreadWiseCo<sup>TM</sup>

*Spreadsheets Reimagined*

# REALTOR DASHBOARD GUIDE

5.0 - 11/28/2024

BUILT WITH  
MICROSOFT  
EXCEL



# ABOUT THIS GUIDE

These tools are designed to be easy to use, with minimal inputs from you, and many outputs from us. Follow each tool guide closely. There are normally only a few true steps within the guide, but the rest is information to help you along the way.

# GUIDE LEGEND

## GUIDE POINTERS

NEED TO KNOW

NICE TO KNOW

## FOR THOSE READY TO JUMP IN QUICKLY



YOU CAN SKIP  
AND COME  
BACK



DON'T SKIP!

## \*\*PASSWORD

- The file password is included in the first tab of your workbook.
- Use with discretion. Formulas and setups can be extremely complex, even for the most savvy spreadsheet users.

# OUR COLOR PALLET LEGEND

\*KEY OUTPUTS  
HIGHLIGHTED

USER FIELDS

USER FIELDS,  
AUTOMATED MENUS

\*THE CELLS THAT DO  
THE WORK

FOCUS OF THE FILE  
AND THE TABS

CHARTS: THE  
DASHBOARD STORY

\*ADDITIONAL COLORS MAY BE USED WHERE NEEDED

# IN YOUR PRODUCT 'ABOUT' TAB

DSK

THERE IS AN ABOUT TAB IN EVERY WORKBOOK THAT INCLUDES IMPORTANT INFORMATION ABOUT YOUR DASHBOARD, AND USEFUL LINKS.

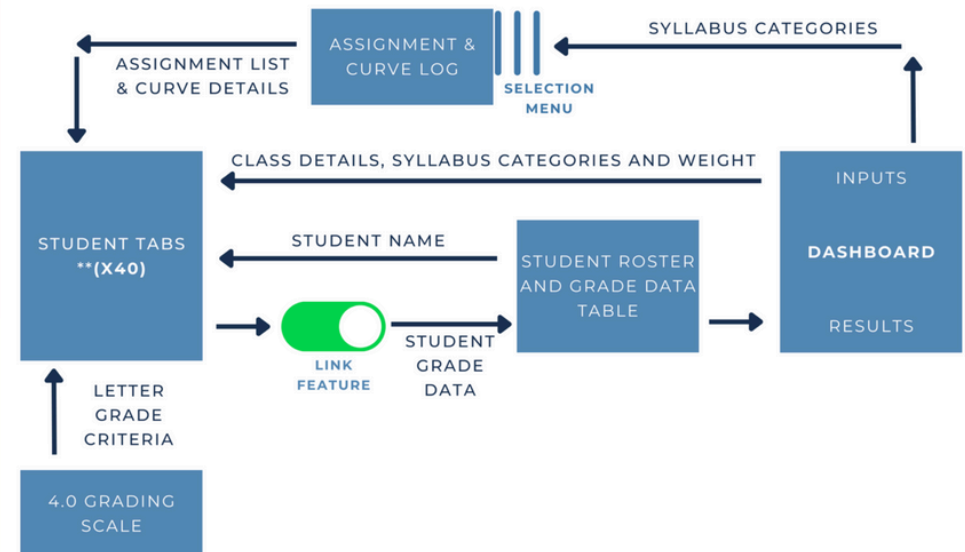
WE PROVIDE A HIGH LEVEL FLOW CHART FOR EVERY TOOL FOR A QUICK REFERENCE OF HOW IT ALL WORKS!

## STUDENT GRADEBOOK AND ASSIGNMENT DASHBOARD

REVISION: 4.5

1	Password	Tabs are <b>locked</b> to prevent accidental errors to formulas: Password Key: "swc"
2	Tool Inputs	<b>Your Inputs</b> are the White Boxes With A Border!
3	Tool Inputs	Peach boxes are <b>drop down menus</b>
4	PDF Guide	**Use the downloaded guides to help you through the tool. You can Also visit our website anytime to view & download the
5	Site Link	<a href="https://spreadwiseco.com/">https://spreadwiseco.com/</a>
6	Google Sheets	This Dashboard is Not optimized for use with Google Sheets.
7	Support	**For support, message us on Etsy directly from your order, or send an email to Sales@SpreadWiseCo.com. Pictures are
8	Review	<b>LOVE IT? CLICK &amp; LEAVE US A REVIEW!</b>


### TOOL FLOW CHART



\*\*DASHBOARD IS PRESET WITH (5) STUDENT TABS. BY SIMPLY MAKING A COPY OF THE TAB, YOU CAN QUICKLY LINK UP TO (40)

# PRODUCT FEATURES & LEARNING TIME

## PRODUCT FEATURES

- ✓ DETAILED **EXPENSE TRACKING** FOR EACH PROPERTY
  - ✓ DETAILED **COMMISSIONS TRACKING** FOR EACH PROPERTY
  - ✓ BUILT-IN READY-TO-PRINT **TO DO LIST**
  - ✓ INTEGRATED **OFFER REVIEW** FOR YOUR SELLERS
  - ✓ **SALE PRICE TRENDING** FOR YOUR PROPERTIES
  - ✓ **COMMISSION % TRENDING** FOR YOUR PROPERTIES
  - ✓ **TOTAL COMMISSIONS BY MONTH** FOR ANY 12 MONTH PERIOD
  - ✓ UP TO **25 PROPERTIES** IN ONE DASHBOARD
  - ✓ **INSIGHT** TO IMPROVE YOUR HOME SALES AND INCOME!
  - ✓ **FOUR INTEGRATED CURRENCIES** (*USD, EUR, GBP, CAD*)
  - ✓ BUILT IN **GUIDE NOTES**
- 

## LEARNING & SETUP TIME

THIS IS OUR BEST ESTIMATE OF HOW MUCH TIME IT WILL TAKE THE AVERAGE PERSON TO LEARN AND COMPLETE THE INITIAL SETUP OF THEIR DASHBOARD

15MIN 30MIN 45MIN 1HR 1.5HR 2HR

# TABS, GUIDES, COMPATABILITY

## TABS & GUIDES

- ✓ PROPERTY TABS (\*X3)
- ✓ SELLER OFFER REVIEW
- ✓ TOOL FLOW CHART
- ✓ PROPERTY DATA TABLE & SUMMARY
- ✓ PERFORMANCE DASHBOARD
- ✓ MARKET PREP / TO-DO LIST
- ✓ PDF GUIDE

*\*\*Includes (3) Property tabs. By simply making a copy of the tab, you can add up to (25).*

LEARN MORE



ETSY LIMITS PRODUCT PHOTOS. LEARN MORE ABOUT THESE ITEMS & FEATURES @ [HTTPS://SPREADWISECO.COM](https://spreadwise.co)

## COMPATABILITY

- ✓ BUILT WITH EXCEL 365 FOR MAC
- ✓ 2016 OR NEWER VERSIONS OF EXCEL
- ✓ EXCEL VERSIONS OLDER THAN 2016'
- ✓ MOBILE VERSIONS OF EXCEL
- ✗ GOOGLE SHEETS

*Enjoy Your Dashboard!*

# 1 - GETTING STARTED

DSK

THIS JOURNEY BEGINS WITH THE DASHBOARD

## REALTOR EXPENSES & COMMISSIONS DASHBOARD

Dashboard  
Inputs

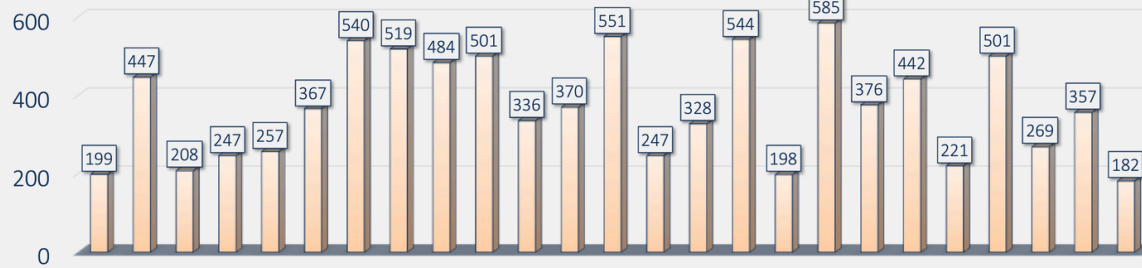
Choose Your Currency

USD

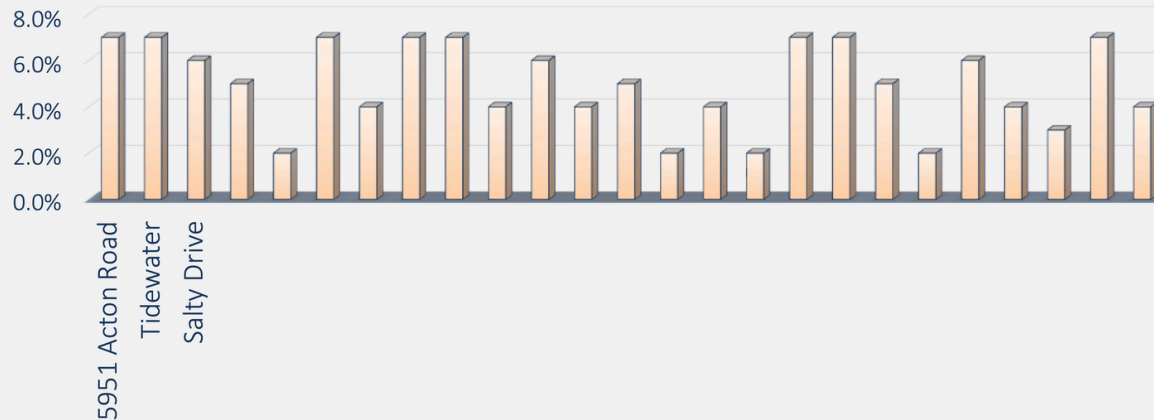
Commissions Trend Start Date (mm/yyyy)

Jan-24

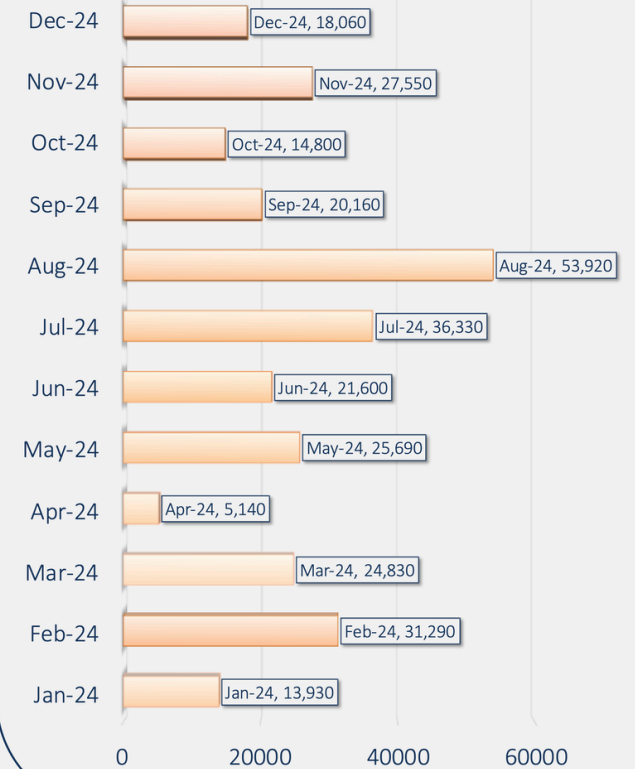
*Sales Price By Property (K)*



*My Commission % By Property*



*Total Commissions  
By Month*



COPYRIGHT © 2023 [SpreadWiseCo LLC]. ALL RIGHTS RESERVED.



# 2 - DASHBOARD INPUTS

DSK

SELECT YOUR CURRENCY

THIS WILL SET THE CURRENCY  
FOR THE ENTIRE WORKBOOK

SET YOUR STARTING MONTH  
FOR YOUR 12 MONTH  
COMMISSIONS TREND GRAPH

## REALTOR EXPENSES & COMMISSIONS DASHBOARD

Dashboard  
Inputs

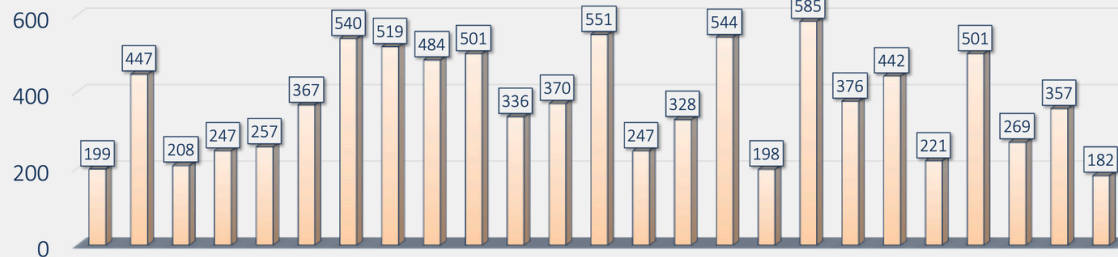
Choose Your Currency

USD

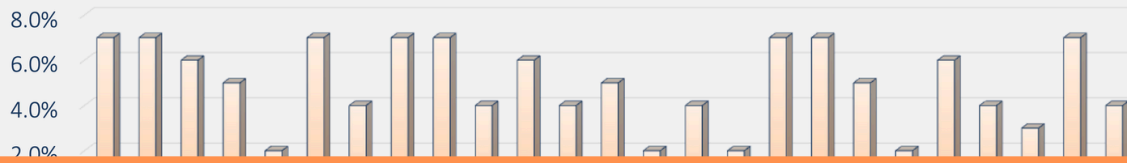
Commissions Trend Start Date (mm/yyyy)

Jan-24

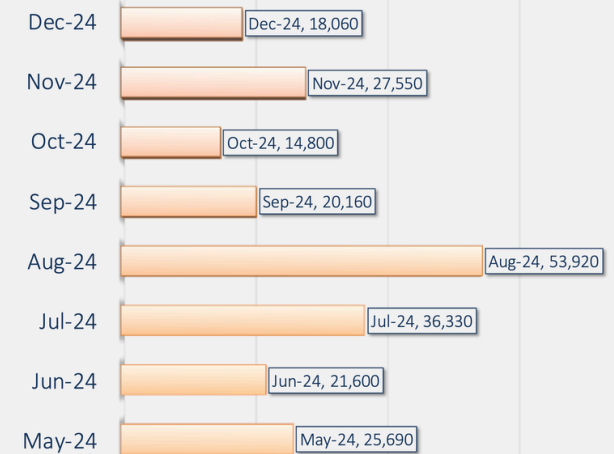
*Sales Price By Property (K)*



*My Commission % By Property*



*Total Commissions  
By Month*



## DSK

## SET YOUR EXPENSE BUDGET

5951 Acton Road

LINK TO DASHBOARD	Yes
-------------------	-----

Actual Sale Date  
(mm/dd/yyyy)

1/15/24

<b>Tax Category (Drop Down List)</b>
Vehicle
Home Office
Communications
Supplies
Office Expenses
Startup Costs
Assets
Advertising
Legal & Professional Fees
Other

## DSK

# 5 - COMMISSION TRACKING

DSK

SALE PRICE

TOTAL COMMISSIONS TO  
BE PAID BY SELLER

WHAT % OF THE  
COMMISSIONS  
WILL YOU GET?

ACTUAL SALES  
DATE

*5951 Acton Road*

USD

Sales Price	\$	205,000.00
Total Commission %		5.00%
Total Commissions	\$	10,250.00
My % Of Commissions		50.00%

Actual Sale Date  
(mm/dd/yyyy)

1/15/24

TO DASHBOARD

Yes

My Property Earn \$ 5,125.00

Total Cost	Receipt Filed
55.00	Yes
-	
-	
-	
-	
-	
-	
-	
-	
-	
-	
-	
-	
-	
-	

Description	Additional Comments
Fuel For Travel	

Tax Category (Drop Down List)
Vehicle
Home Office
Communications
Supplies
Office Expenses
Startup Costs
Assets
Advertising
Legal & Professional Fees
Other

# 6 - DASHBOARD LINK

DSK

THE DASHBOARD LINK ALLOWS YOU QUICKLY DISCONNECT/CONNECT A PROPERTY EXPENSES AND COMMISSIONS FROM YOUR OVERALL DASHBOARD.

## EXPENSE TRACKING

### 5951

**Property Name**5951 Acton Road

**Expense Budget**\$500.00

**Total Expenses**\$55.00

**Commissions**\$5,125.00

**% Commissions**2.50%

**LINK TO DASHBOARD**

Yes

**USD**

**Sales Price**

**Total Commission %**

**Total Commissions**

**My % Of Commissions**

**My Property Earn**

#	Date (MM/DD/YYYY)	Vendor	Expense / Tax Category	Total Cost	Receipt Filed	Description
1	1/1/24	Gas Station	Vehicle	\$55.00	Yes	Fuel For Travel
2				\$-		
3				\$-		
4				\$-		
5				\$-		
6				\$-		
7				\$-		
8				\$-		
9				\$-		
10				\$-		
11				\$-		
12				\$-		
13				\$-		
14				\$-		
15				\$-		
16				\$-		
17				\$-		
18				\$-		
19				\$-		

## DSK

5951 Acton Road

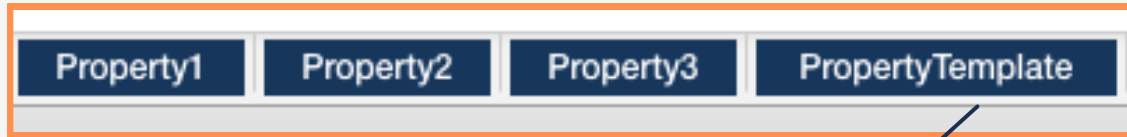
COPYRIGHT © 2023 [SpreadWiseCo LLC]. ALL RIGHTS RESERVED.

## DSK

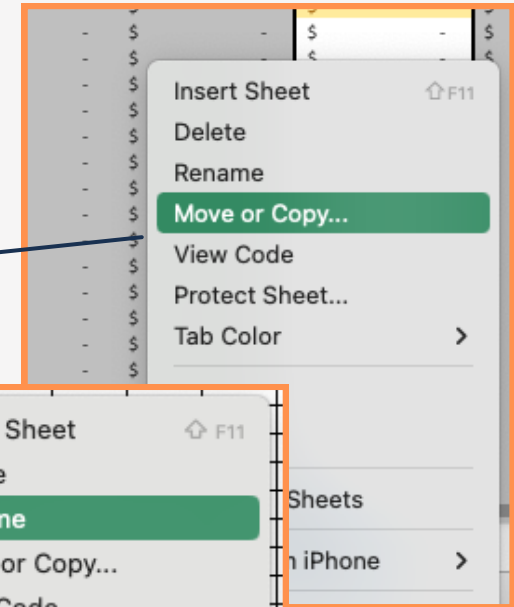
SELECT THE PROPERTY, FILL OUT  
THE DETAILS, AND PRINT/EMAIL!

[illegible]

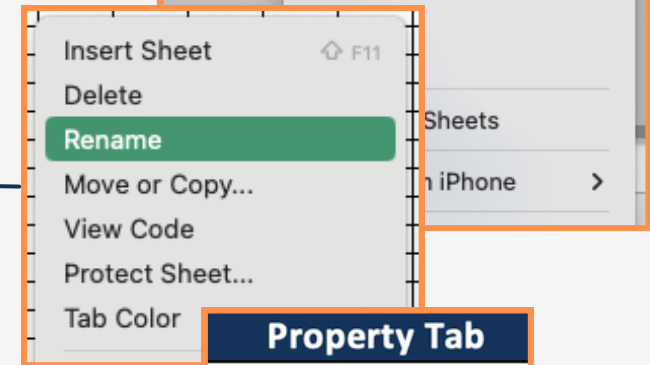
# 8 - ADDING PROPERTY TABS



**1.)** RIGHT CLICK ON THE TEMPLATE & MAKE A COPY, OR HOWEVER MANY COPIES YOU NEED.



**2.)** RIGHT CLICK ON THE NEW TAB TO CHANGE THE NAME OF THE TAB.



**3.)** SET THE TAB NAME TO MATCH THE NEXT SEQUENTIAL PROPERTY TAB NUMBER FROM THE DATA TABLE EXACTLY.

- ONCE THE TAB IS ADDED AND RENAMED, IT WILL AUTO-LINK TO YOUR DASHBOARD AND PROPERTY DATA

Property Tab
Property1
Property2
Property3
Property4
Property5
Property6
Property7
Property8



# IMPORTANT

\*The contents of your purchase are for informational purposes only. SpreadWiseCo LLC is not liable to any person or entity for harm, damages, loss, claims, costs, or any other liabilities with regards to personal use of the spreadsheet templates and guides.

\*All materials included in this purchase are for personal use only. The templates, designs, and setups are SpreadWiseCo LLC Copyright, and cannot be distributed, sold, duplicated, reproduced, or used in any form without the written consent of the author.