



SpreadWiseCo™

Spreadsheets Reimagined

AUTO COMPARISON GUIDE

5.0 - 11/29/2024

BUILT WITH
MICROSOFT
EXCEL



ABOUT THIS GUIDE

These tools are designed to be easy to use, with minimal inputs from you, and many outputs from us. Follow each tool guide closely. There are normally only a few true steps within the guide, but the rest is information to help you along the way.

GUIDE LEGEND

GUIDE POINTERS

NEED TO KNOW

NICE TO KNOW

FOR THOSE READY TO JUMP IN QUICKLY



YOU CAN SKIP
AND COME
BACK



DON'T SKIP!

**PASSWORD

- The file password is included in the first tab of your workbook.
- Use with discretion. Formulas and setups can be extremely complex, even for the most savvy spreadsheet users.

OUR COLOR PALLET LEGEND

*KEY OUTPUTS
HIGHLIGHTED

USER FIELDS

USER FIELDS,
AUTOMATED MENUS

*THE CELLS THAT DO
THE WORK

FOCUS OF THE FILE
AND THE TABS

CHARTS: THE
DASHBOARD STORY

*ADDITIONAL COLORS MAY BE USED WHERE NEEDED

IN YOUR PRODUCT 'ABOUT' TAB

DSK

THERE IS AN ABOUT TAB IN EVERY WORKBOOK THAT INCLUDES IMPORTANT INFORMATION ABOUT YOUR DASHBOARD, AND USEFUL LINKS.

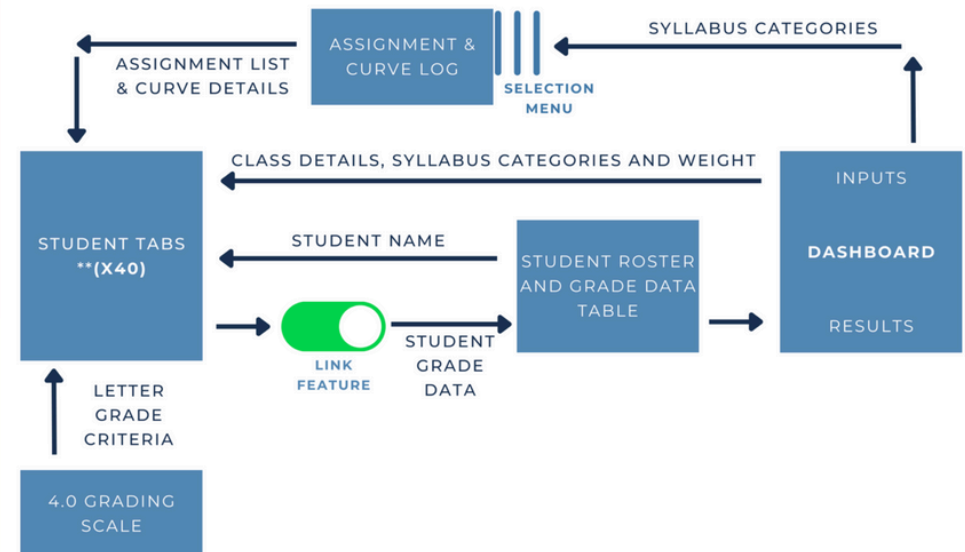
WE PROVIDE A HIGH LEVEL FLOW CHART FOR EVERY TOOL FOR A QUICK REFERENCE OF HOW IT ALL WORKS!

STUDENT GRADEBOOK AND ASSIGNMENT DASHBOARD

REVISION: 4.5

1	Password	Tabs are locked to prevent accidental errors to formulas: Password Key: "swc"
2	Tool Inputs	Your Inputs are the White Boxes With A Border!
3	Tool Inputs	Peach boxes are drop down menus
4	PDF Guide	**Use the downloaded guides to help you through the tool. You can Also visit our website anytime to view & download the
5	Site Link	https://spreadwiseco.com/
6	Google Sheets	This Dashboard is Not optimized for use with Google Sheets.
7	Support	**For support, message us on Etsy directly from your order, or send an email to Sales@SpreadWiseCo.com. Pictures are
8	Review	LOVE IT? CLICK & LEAVE US A REVIEW!

TOOL FLOW CHART



**DASHBOARD IS PRESET WITH (5) STUDENT TABS. BY SIMPLY MAKING A COPY OF THE TAB, YOU CAN QUICKLY LINK UP TO (40)

PRODUCT FEATURES & LEARNING TIME

PRODUCT FEATURES

- ✓ COMPARE **USED** CARS OR **NEW** CARS
- ✓ **PRINT YOUR RESULTS** TO TAKE WITH YOU TO THE DEALER
- ✓ UNDERSTAND THE **TRUE COST** OF OWNING EACH VEHICLE
- ✓ **INSIGHT** INTO THE BEST PURCHASE DECISION BASED ON YOUR **BUDGET**
- ✓ FINANCING, INSURANCE, PROPERTY TAXES, MAINTENANCE, & FUEL
- ✓ FOUR INTEGRATED **CURRENCIES** (*USD, EUR, GBP, CAD*)
- ✓ COMPARE UP TO **10 VEHICLES**
- ✓ BUILT IN **GUIDE NOTES**



LEARNING & SETUP TIME

THIS IS OUR BEST ESTIMATE OF HOW MUCH TIME IT WILL TAKE THE AVERAGE PERSON TO LEARN AND COMPLETE THE INITIAL SETUP OF THEIR DASHBOARD



TABS, GUIDES, COMPATABILITY

TABS & GUIDES

- ✓ CURRENT AUTO (X2)
- ✓ NEW AUTO (*X2)
- ✓ COMPARISON DASHBOARD
- ✓ PDF GUIDE
- ✓ TOOL FLOW CHART

***Includes (2) New Auto tabs.
By simply making a copy of the
tab, you can add up to (8).*

LEARN MORE



ETSY LIMITS PRODUCT PHOTOS. LEARN MORE ABOUT THESE
ITEMS & FEATURES @ [HTTPS://SPREADWISECO.COM](https://spreadwise.co.com)

COMPATABILITY

- ✓ BUILT WITH EXCEL 365 FOR MAC
- ✓ 2016 OR NEWER VERSIONS OF EXCEL
- ✓ EXCEL VERSIONS OLDER THAN 2016'
- ✓ MOBILE VERSIONS OF EXCEL
- ⊗ GOOGLE SHEETS

*Enjoy Your
Dashboard!*

1 - GETTING STARTED

DSK

THIS JOURNEY BEGINS WITH FILLING OUT THE AUTO TABS

AUTO BUYING & BUDGET COMPARISON DASHBOARD

Dashboard Inputs

Choose Your Currency

USD

Current Monthly Take Home Pay

\$ 3,500.00

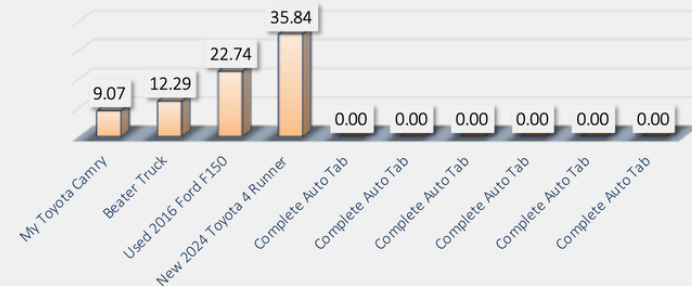
Dashboard Results

Highest Daily Cost \$ 35.84

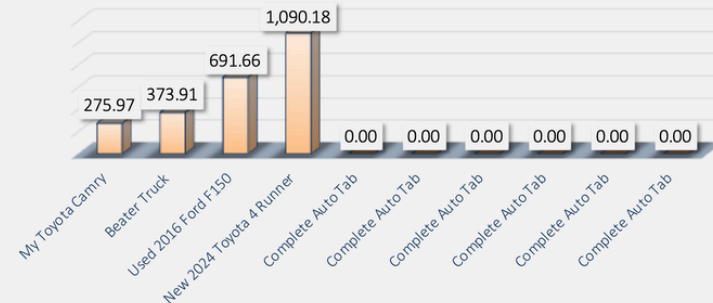
Lowest Daily Cost \$ 9.07

Auto Tab Name	Auto Description	Annual Cost	Monthly Cost	Daily Cost
Current1	My Toyota Camry	\$ 3,312	\$ 276	\$ 9.07
Current2	Beater Truck	\$ 4,487	\$ 374	\$ 12.29
NewAuto1	Used 2016 Ford F150	\$ 8,300	\$ 692	\$ 22.74
NewAuto2	New 2024 Toyota 4 Runner	\$ 13,082	\$ 1,090	\$ 35.84
NewAuto3	Complete Auto Tab	Add New Auto Tab	Add New Auto Tab	Add New Auto Tab
NewAuto4	Complete Auto Tab	Add New Auto Tab	Add New Auto Tab	Add New Auto Tab
NewAuto5	Complete Auto Tab	Add New Auto Tab	Add New Auto Tab	Add New Auto Tab
NewAuto6	Complete Auto Tab	Add New Auto Tab	Add New Auto Tab	Add New Auto Tab
NewAuto7	Complete Auto Tab	Add New Auto Tab	Add New Auto Tab	Add New Auto Tab
NewAuto8	Complete Auto Tab	Add New Auto Tab	Add New Auto Tab	Add New Auto Tab
Average		\$ 7,295	\$ 608	\$ 20

Daily Cost Comparison By Vehicle



Monthly Cost Comparison By Vehicle



COPYRIGHT © 2023 [SpreadWiseCo LLC]. ALL RIGHTS RESERVED.

2 - DASHBOARD

DSK

THE DASHBOARD TABLE AND CHARTS WILL POPULATE AUTOMATICALLY

SET YOUR CURRENCY TYPE

**OPTIONAL
SET YOUR CURRENT MONTHLY TAKE HOME

AUTO BUYING & BUDGET COMPARISON DASHBOARD

Dashboard Inputs

Choose Your Currency

USD

Current Monthly Take Home Pay

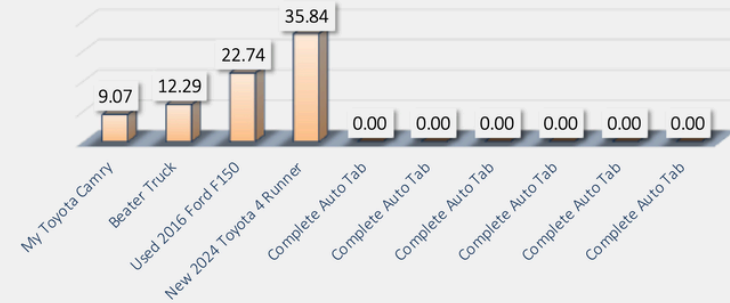
\$ 3,500.00

Dashboard Results

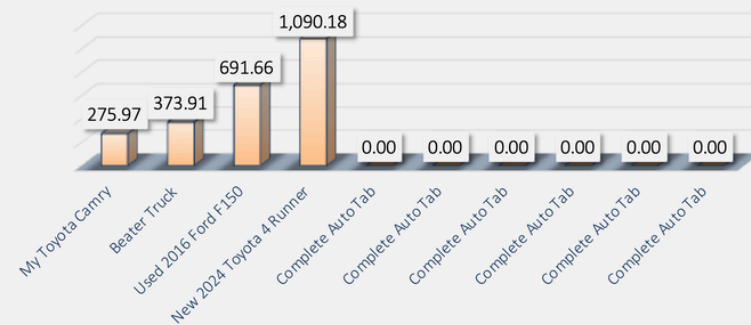
Highest Daily Cost \$ 35.84
Lowest Daily Cost \$ 9.07

Auto Tab Name	Auto Description	Annual Cost	Monthly Cost	Daily Cost
Current1	My Toyota Camry	\$ 3,312	\$ 276	\$ 9.07
Current2	Beater Truck	\$ 4,487	\$ 374	\$ 12.29
NewAuto1	Used 2016 Ford F150	\$ 8,300	\$ 692	\$ 22.74
NewAuto2	New 2024 Toyota 4 Runner	\$ 13,082	\$ 1,090	\$ 35.84
NewAuto3	Complete Auto Tab	Add New Auto Tab	Add New Auto Tab	Add New Auto Tab
NewAuto4	Complete Auto Tab	Add New Auto Tab	Add New Auto Tab	Add New Auto Tab
NewAuto5	Complete Auto Tab	Add New Auto Tab	Add New Auto Tab	Add New Auto Tab
NewAuto6	Complete Auto Tab	Add New Auto Tab	Add New Auto Tab	Add New Auto Tab
NewAuto7	Complete Auto Tab	Add New Auto Tab	Add New Auto Tab	Add New Auto Tab
NewAuto8	Complete Auto Tab	Add New Auto Tab	Add New Auto Tab	Add New Auto Tab
Average		\$ 7,295	\$ 608	\$ 20

Daily Cost Comparison By Vehicle



Monthly Cost Comparison By Vehicle



COPYRIGHT © 2023 [SpreadWiseCo LLC]. ALL RIGHTS RESERVED.

3 - CURRENT AUTO

DSK

CURRENT MONTHLY
PAYMENT

MONTHLY INSURANCE
COST

CURRENT ANNUAL
PROPERTY TAXES

**OPTIONAL INFO

MONEY OWED, AND
ESTIMATED PRIVATE
PARTY RESALE

My Toyota Camry

TOTAL COST OF AUTO	
Vehicle Cost / Year	\$ 3,311.67
Vehicle Cost / Month	\$ 275.97
Vehicle Cost / Day	\$ 9.07
% of Monthly Take Home	7.88%

FINANCING	
Total Amount Borrowed	\$ -
Annual Percentag Rate (APR)	0.00%
Loan Term (Months)	0
Monthly Payment	\$ -
Annual Payment Cost	\$ -

INSURANCE	
Monthly Insurance Payment	\$ 80.00
Annual Insurance Cost	\$ 960.00

PROPERTY TAXES	
Annual Taxes	\$ 250.00
Monthly Tax Cost	\$ 20.83

Remaining Loan Balance	\$ -
Estimated Private Party Value	\$ 2,000
Net Equity	\$ 2,000

Choose Your Currency

USD

CURRENT AUTO	
My Toyota Camry	

FUEL	
Vehicle Miles Per Unit (gal,l,etc)	25
Miles Driven Per Month	1000
Current Cost/Unit (gal,l,etc)	\$ 3.50
Monthly Fuel Cost	\$ 140.00
Annual Fuel Cost	\$ 1,680.00

MAINTENANCE	
Cost / Oil Change	\$ 65.00
Miles / Oil Change	3000
Annual Miles	12000
Monthly Oil Change Cost	\$ 21.67
Other Annual Maintenance	\$ 400.00
Other Monthly Maint Cost	\$ 33.33

COPYRIGHT © 2023 [SpreadWiseCo LLC]. ALL RIGHTS RESERVED.

4 - CURRENT AUTO

DSK

VEHICLE NAME

FUEL MILEAGE
DETAILS

OIL CHANGE DETAILS

OTHER ESTIMATED
ANNUAL
MAINTENANCE COSTS

My Toyota Camry

TOTAL COST OF AUTO	
Vehicle Cost / Year	\$ 3,311.67
Vehicle Cost / Month	\$ 275.97
Vehicle Cost / Day	\$ 9.07
% of Monthly Take Home	7.88%

Choose Your Currency	USD
----------------------	-----

CURRENT AUTO	
My Toyota Camry	

FINANCING	
Total Amount Borrowed	\$ -
Annual Percentag Rate (APR)	0.00%
Loan Term (Months)	0
Monthly Payment	\$ -
Annual Payment Cost	\$ -

FUEL	
Vehicle Miles Per Unit (gal,l,etc)	25
Miles Driven Per Month	1000
Current Cost/Unit (gal,l,etc)	\$ 3.50
Monthly Fuel Cost	\$ 140.00
Annual Fuel Cost	\$ 1,680.00

INSURANCE	
Monthly Insurance Payment	\$ 80.00
Annual Insurance Cost	\$ 960.00

MAINTENANCE	
Cost / Oil Change	\$ 65.00
Miles / Oil Change	3000
Annual Miles	12000
Monthly Oil Change Cost	\$ 21.67
Other Annual Maintenance	\$ 400.00
Other Monthly Maint Cost	\$ 33.33

PROPERTY TAXES	
Annual Taxes	\$ 250.00
Monthly Tax Cost	\$ 20.83

Remaining Loan Balance	\$ -
Estimated Private Party Value	\$ 2,000
Net Equity	\$ 2,000

COPYRIGHT © 2023 [SpreadWiseCo LLC]. ALL RIGHTS RESERVED.

5 - NEW AUTO

DSK

FINANCING DETAILS

MONTHLY INSURANCE
COST

CURRENT ANNUAL
PROPERTY TAXES

**OPTIONAL INFO

MONEY OWED, AND
ESTIMATED PRIVATE
PARTY RESALE

Used 2016 Ford F150

TOTAL COST OF AUTO

Vehicle Cost / Year	\$	8,299.87
Vehicle Cost / Month	\$	691.66
Vehicle Cost / Day	\$	22.74
% of Monthly Take Home		19.76%

FINANCING

Total Amount Borrowed	\$	20,000.00
Annual Percentag Rate (APR)		6.00%
Loan Term (Months)		60
Monthly Payment	\$	386.66
Annual Payment Cost	\$	4,639.87

INSURANCE

Monthly Insurance Payment	\$	120.00
Annual Insurance Cost	\$	1,440.00

PROPERTY TAXES

Annual Taxes	\$	480.00
Monthly Tax Cost	\$	40.00

Remaining Loan Balance	\$	10,000
Estimated Private Party Value	\$	11,000
Net Equity	\$	1,000

USD

NEW AUTO 1

Used 2016 Ford F150

FUEL

Vehicle Miles Per Unit (gal,l,etc)	25
Miles Driven Per Month	1000
Current Cost/Unit (gal,l,etc)	\$ 3.50
Monthly Fuel Cost	\$ 140.00
Annual Fuel Cost	\$ 1,680.00

MAINTENANCE

Cost / Oil Change	\$ 50.00
Miles / Oil Change	5000
Annual Miles	12000
Monthly Oil Change Cost	\$ 10.00
Other Annual Maintenance	\$ 50.00
Other Monthly Maint Cost	\$ 4.17

COPYRIGHT © 2023 [SpreadWiseCo LLC]. ALL RIGHTS RESERVED.

6 - NEW AUTO

DSK

VEHICLE NAME

ESTIMATED FUEIL
MILEAGE DETAILS

ESTIMATED OIL
CHANGE DETAILS

OTHER ESTIMATED
ANNUAL
MAINTENANCE COSTS

Used 2016 Ford F150

TOTAL COST OF AUTO

USD

Vehicle Cost / Year	\$	8,299.87
Vehicle Cost / Month	\$	691.66
Vehicle Cost / Day	\$	22.74
% of Monthly Take Home		19.76%

NEW AUTO 1

Used 2016 Ford F150

FINANCING

Total Amount Borrowed	\$	20,000.00
Annual Percentag Rate (APR)		6.00%
Loan Term (Months)		60
Monthly Payment	\$	386.66
Annual Payment Cost	\$	4,639.87

FUEL

Vehicle Miles Per Unit (gal,l,etc)	25
Miles Driven Per Month	1000
Current Cost/Unit (gal,l,etc)	\$ 3.50
Monthly Fuel Cost	\$ 140.00
Annual Fuel Cost	\$ 1,680.00

INSURANCE

Monthly Insurance Payment	\$	120.00
Annual Insurance Cost	\$	1,440.00

MAINTENANCE

Cost / Oil Change	\$ 50.00
Miles / Oil Change	5000
Annual Miles	12000
Monthly Oil Change Cost	\$ 10.00
Other Annual Maintenance	\$ 50.00
Other Monthly Maint Cost	\$ 4.17

PROPERTY TAXES

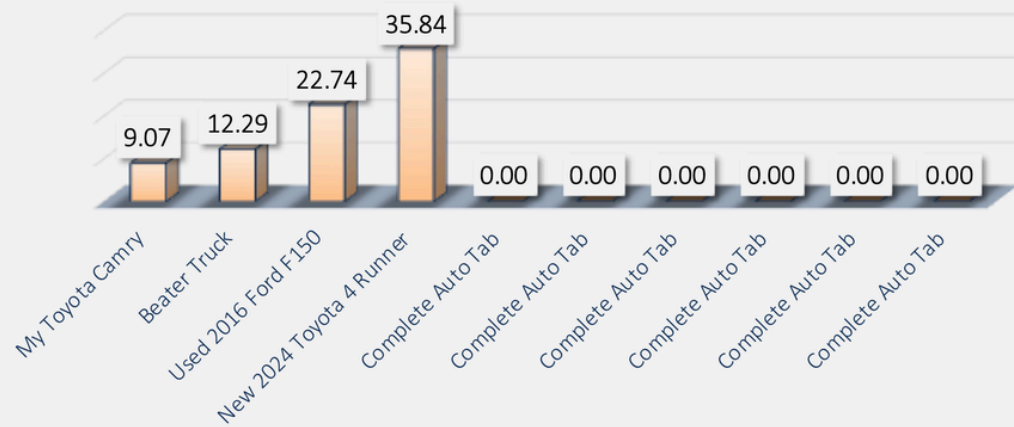
Annual Taxes	\$	480.00
Monthly Tax Cost	\$	40.00

Remaining Loan Balance	\$	10,000
Estimated Private Party Value	\$	11,000
Net Equity	\$	1,000

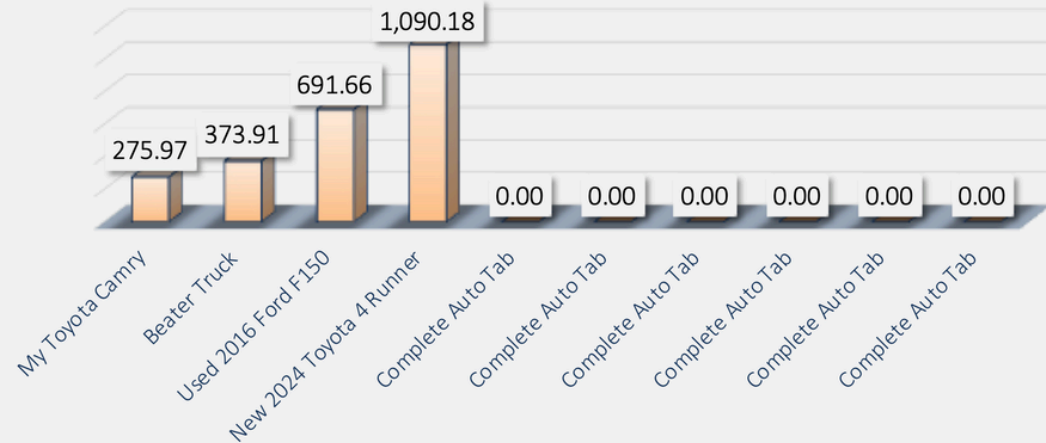
COPYRIGHT © 2023 [SpreadWiseCo LLC]. ALL RIGHTS RESERVED.

SEE A SIDE BY SIDE
COMPARISON OF
EACH VEHICLE,
SHOW AS A DAILY
COST OF
OWNERSHIP!

Daily Cost Comparison By Vehicle



Monthly Cost Comparison By Vehicle



8 - ADDING AUTO TABS

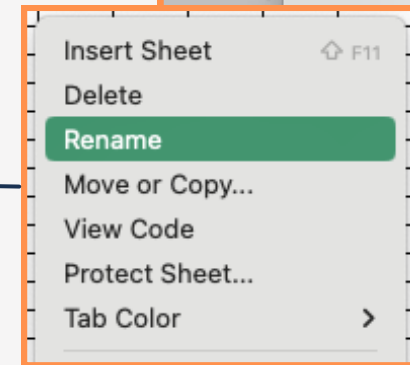
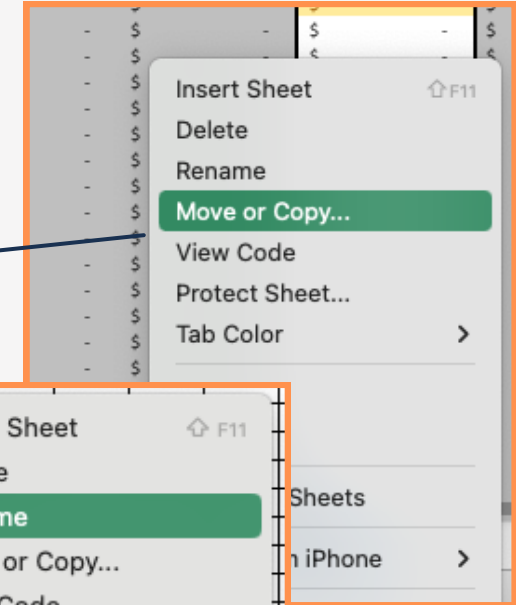


1.) RIGHT CLICK ON AN AUTO TAB & MAKE A COPY, OR HOWEVER MANY COPIES YOU NEED.

2.) RIGHT CLICK ON THE NEW TAB TO CHANGE THE NAME OF THE TAB.

3.) SET THE TAB NAME TO MATCH THE NEXT SEQUENTIAL AUTO TAB NUMBER FROM THE DASHBOARD TABLE EXACTLY.

- ONCE THE TAB IS ADDED AND RENAMED, IT WILL AUTO-LINK TO YOUR DASHBOARD AND DATA TABLE



Auto Tab Name	
Current1	
Current2	
NewAuto1	
NewAuto2	N
NewAuto3	
NewAuto4	
NewAuto5	

IMPORTANT

*The contents of your purchase are for informational purposes only. SpreadWiseCo LLC is not liable to any person or entity for harm, damages, loss, claims, costs, or any other liabilities with regards to personal use of the spreadsheet templates and guides.

*All materials included in this purchase are for personal use only. The templates, designs, and setups are SpreadWiseCo LLC Copyright, and cannot be distributed, sold, duplicated, reproduced, or used in any form without the written consent of the author.